

Academic Affairs

PROGRAM PRIORITIZATION

Pocatello | Idaho Falls | Meridian | Twin Falls

Idaho State
UNIVERSITY

Idaho State University Academic Program Prioritization

GOALS AND PLANNING

Pocatello | Idaho Falls | Meridian | Twin Falls

Idaho State
UNIVERSITY

Program Prioritization Plan Academic Programs

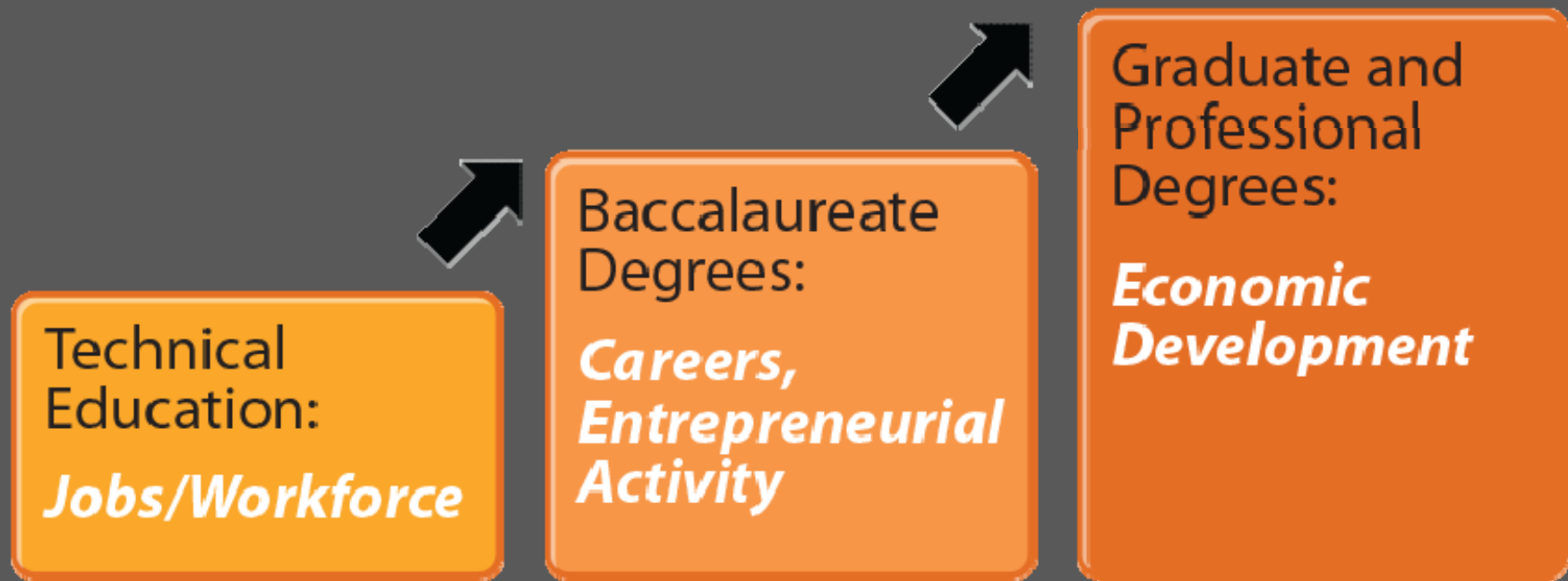


Goal: *Support strategic initiatives, institutional mission, strategic plan and core themes through appropriation of resources based on prioritization of programs and the needs of students.*

Idaho State
UNIVERSITY

Pocatello | Idaho Falls | Meridian | Twin Falls

Centered on ISU's Integrated Educational System



ISU Core Themes



Learning
and
Discovery

100% of academic programs
identified key linkages with this core
theme



Access
and
Opportunity

86% of academic programs
identified key linkages with this
core theme



Leadership
in
Health Sciences

72.5% of academic programs identified
key linkages with this core theme



Economic
and
Social Impact

89.3% of academic programs
identified key linkages with this
core theme

Idaho State
UNIVERSITY

Pocatello | Idaho Falls | Meridian | Twin Falls

Outcomes by the Numbers

- **270** Academic Programs Evaluated
 - Some evaluated jointly due to combined faculty/budgets
 - None “held harmless”
- **177** Academic Programs Independently Scored
- **41/42** Academic Programs in Each Quintile



Outcomes by the Numbers



- **55** Non-academic Academic Affairs Programs Evaluated
 - Includes Office of Research, Library, Student Success Center
- **55** Non-academic Programs Ranked/Quintiled
- **325** Total Programs Evaluated

Idaho State University Academic Program Prioritization

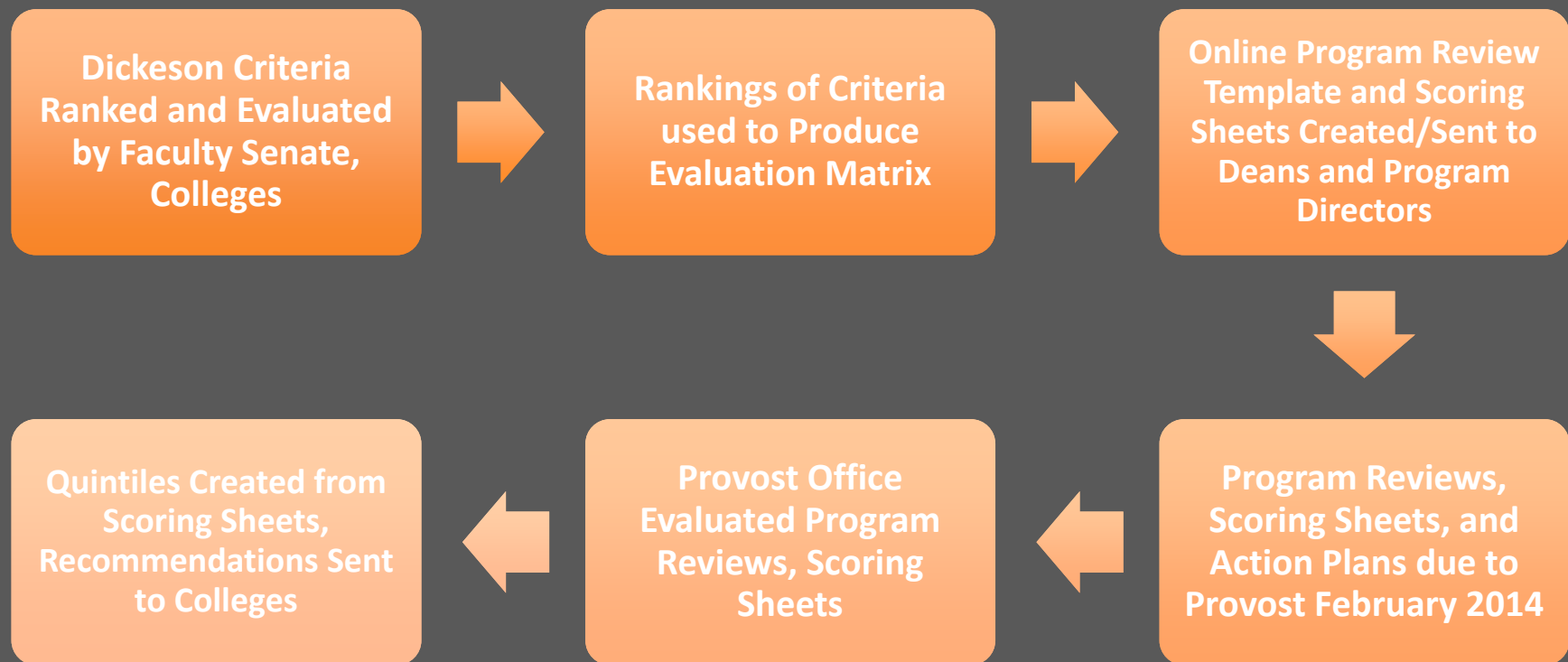
EVALUATION AND QUINTILING PROCESS

Pocatello | Idaho Falls | Meridian | Twin Falls

Idaho State
UNIVERSITY

Feedback, Scoring, and Quintiling

August 2013-February 2014



Evaluation Matrix

Dickeson Criteria*	ISU Viability Indicators**	Opportunity Analysis***	Size, Scope, Productivity***	ISU Core Themes	Weighting	Points/Score
<u>Demand</u> Internal Demand	1. Majors/Minors 2. Student Credit Hour Production 3. Unduplicated Student Headcount	Qualitative Indicators	Qualitative Indicators	1, 2, 3, 4 (Narrative)	30% (15%)	
External Demand	1. Market Demand 2. Industry Partnerships 3. Research Partnerships				(15%)	
<u>Quality</u> Quality of Outcomes	1. Degree Production 2. Licensure Rates 3. Specialized Accreditation 4. Certification/ Completion Rates 5. Mission/ Institutional Focus	Qualitative Indicators	Qualitative Indicators	1, 2, 3, 4 (Narrative)	30% (15%)	
Quality of Inputs	1. Departmental Faculty/Staff 2. Instructional FTE/SCH 3. Fall to Fall Retention 4. Scholarship/Research				(15%)	
<u>Revenue & Costs</u>	1. Tuition and Fees 2. Local Fund Revenue 3. Grant Funding 4. Expenditures 5. Cost per Credit Hour	Qualitative Indicators	Qualitative Indicators	1, 2, 3, 4 (Narrative)	20%	
<u>Impact & History</u>	1. Scholarship/ Research 2. Alumni Support 3. Program's Distinction	Qualitative Indicators	Qualitative Indicators	1, 2, 3, 4 (Narrative)	20%	
<u>Points/Score</u>	Points/Score	Points/Score	Points/Score	Summary	100%	TOTAL

Web Application

English and Philosophy ▾ Philosophy ▾ ISU Program Prioritization User: ccesschri Logout

Philosophy (ENPH) Help Collapse Cells Scroll Top Save All Changes Reload Delete

Dickeson Criteria	ISU Viability Indicators	Opportunity Analysis	Size, Scope, Productivity	Core Themes	Weight	Points	Score
Demand	1	2	3	4	30%		0
Quality	5	6	7	8	30%		0
Revenue & Cost	9	10	11	12	20%		0
Impact & History	13	14	15	16	20%		0
Totals:					100%	0	0

Score Sheet Example

College of Technology			WEIGHTS = 100 %					
			30%	30%	20%	20%		
Dept	Program	Scorer:	Demand Points	Quality Points	Revenue/Cost Points	Impact and History Points	TOTAL SCORE	MS Word Supporting Document Name
Business and Services Departments	Accounting Technology	DEPT CHAIR					0	
Business and Services Departments	Accounting Technology	DEAN					0	
Business and Services Departments	Accounting Technology	PROVOST					0	
Business and Services Departments	Administrative Management						0	
Business and Services Departments	Administrative Management						0	
Business and Services Departments	Administrative Technology						0	
Business and Services Departments	Administrative Technology						0	
Business and Services Departments	Administrative Technology						0	
Business and Services Departments	Business Administration						0	
Business and Services Departments	Business Administration						0	
Business and Services Departments	Business Administration						0	
Business and Services Departments	Business Information Tech						0	
Business and Services Departments	Business Information Tech						0	
Business and Services Departments	Business Information Tech						0	
Business and Services Departments	Business Technology						0	
Business and Services Departments	Business Technology						0	
Business and Services Departments	Business Technology						0	
Business and Services Departments	Cosmetology						0	
Business and Services Departments	Cosmetology						0	
Business and Services Departments	Cosmetology						0	
Business and Services Departments	Culinary Arts						0	
Business and Services Departments	Culinary Arts						0	
Business and Services Departments	Culinary Arts						0	
Business and Services Departments	Law Enforcement						0	
Business and Services Departments	Law Enforcement						0	
Business and Services Departments	Law Enforcement						0	
Business and Services Departments	Marketing/Management						0	
Business and Services Departments	Marketing/Management						0	

If multiple scores, in document by comm

Quintiles



Idaho State University Academic Program Prioritization

DATA SYSTEM

Pocatello | Idaho Falls | Meridian | Twin Falls

Idaho State
UNIVERSITY

Viability Data System



- ISU's IR team created a Viability Data System to provide program-level evaluation data, linked to the Dickeson Criteria
- Login access provided to all deans, chairs, program directors
- Viability System continues to be updated and is now in Version 2.0.1

Viability Report Examples

- Instructional Courseload by Course/Credit Hours
- Majors/Minors
- Degree Production
- Financial Reports
- Net Income
- Student Headcount
- Fall to Fall Retention
- Student Credit Hour Production
- Idaho Jobs Data (Georgetown Study)
- Class Information

Firefox

MAX date value not working | Oracle ...

ISU Program Viability

https://efcod.instr.idaho.edu/IRWeb/PVP/FS_chq=0&college=AL&dept=3112&rept=999

Google

College: College of Arts and Letters

Department: History - 3112

Report Section: All Reports

Program Viability v1.0.1

User: cecschri Logout

Idaho State UNIVERSITY

AI: College: Dept: Report: Report Info: 00000 Links

- College of Arts and Letters
 - History
 - Delaware Instructional Courseload - Fall 2012

Delaware Instructional Courseload : Fall 2012 : College of Arts and Letters : History																			
Faculty		FTE Faculty		Student Credit Hours										Organized Class Sections					
Classification	Faculty Type	Total	Sep Bldg	Instruct	Remed	Lower Div OC	Upper Div OC	UG Indv Instruct	Total UG SCH	Grad OC	GR Indv Instruct	Total GR SCH	Total SCH	Remed	Lab Disc Rec	UG Lower Div	UG Upper Div	GR	Total
Regular faculty: Tenured/Tenure Eligible		5	.05	4.05		372	262	192	846	6	7	16	862			4	7.74	.26	12
Other Regular Faculty		5	0	5		1260	111	1134	2505	13		13	2518		1	10	4.45	.55	16
Supplemental Faculty		6.08		6.08		807	118	573	1498	20	9	29	1527			8.32	2.61	1.14	12.37
TOTAL		16.08	.05	16.03		2439	511	1899	4849	42	16	58	4907	1	22.32	15.1	1.95	40.37	

- + Delaware Instructional Courseload - Fall 2011
- + Delaware Instructional Courseload - Fall 2010
- + Majors by Fall Term
- + Minors by Fall Term
- + Degree Production
- + Double Major Degrees
- + Minors Awarded
- + Class Information - Summer 2013
- + Class Information - Spring 2013
- + Class Information - Fall 2012
- + Class Information - Summer 2012
- + Class Information - Spring 2012
- + Class Information - Fall 2011
- + Financial Information
- + Net Income
- + Unduplicated Student Headcount by Subject
- + Special Accreditations
- + Fall to Fall Retention
- + FY Student Credit Hour Production
- + Georgetown Study Idaho Jobs

Idaho State University Academic Program Prioritization

OUTCOMES AND RECOMMENDATIONS


Pocatello | Idaho Falls | Meridian | Twin Falls

Idaho State
UNIVERSITY

Action Plans and Recommendations sent back to Colleges/Programs for feedback and review.



Colleges/programs provide additional feedback, cost analyses, and timelines for recommendations.




Program Actions Spreadsheet is created to manage program proposals and action plans.



Academic Affairs hires consultant to assist with the Three-Phase Program Prioritization Implementation Plan.

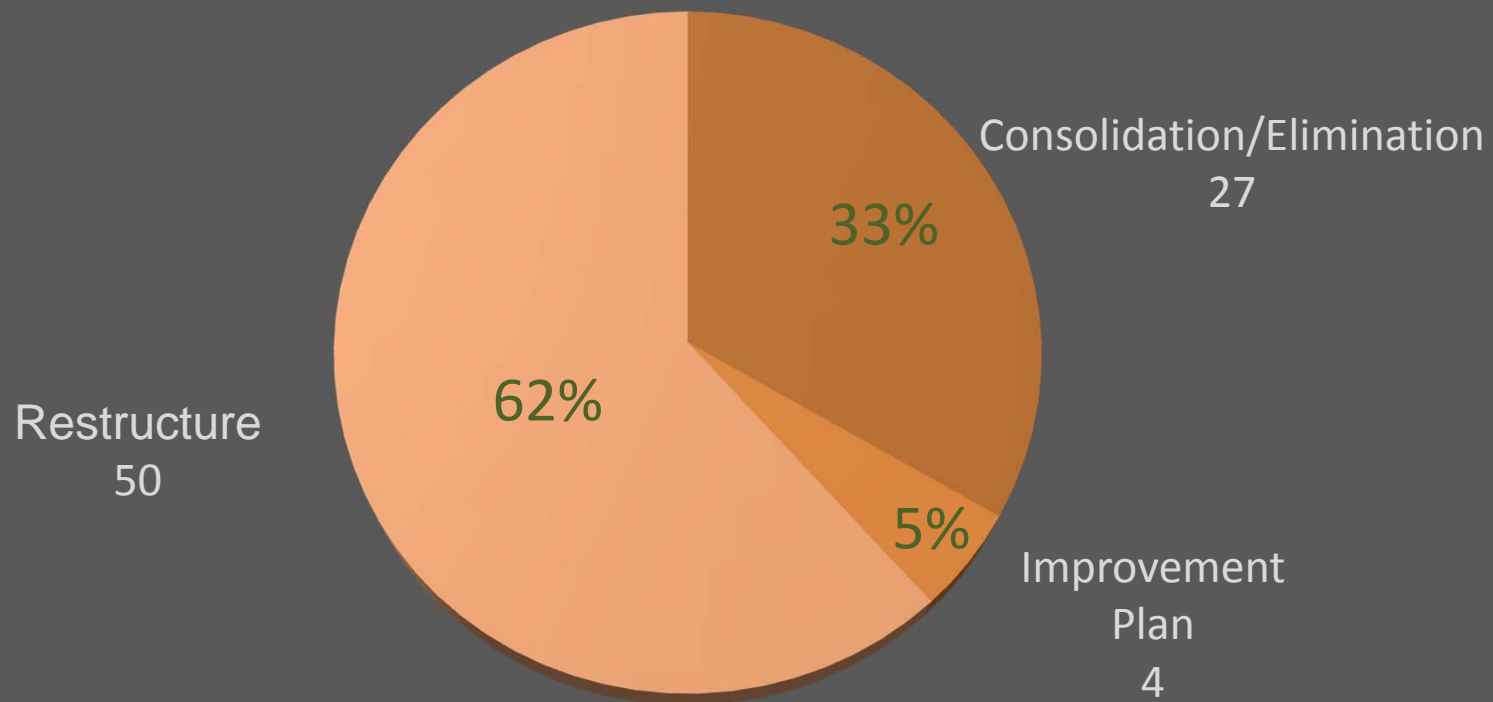
Recommendation Categories



- Program and Administrative Restructures
- Consolidations
- Program Improvement Plans
- Program Eliminations
- Program Expansions
- New Programs

Idaho State
UNIVERSITY

Pocatello | Idaho Falls | Meridian | Twin Falls



PROGRAM RECOMMENDATIONS

Pocatello | Idaho Falls | Meridian | Twin Falls

Idaho State
UNIVERSITY

Recommendations/Action Plans

- **39** Recommendations for improvement of performance and efficiency of non-academic programs
- **127** Recommendations/Action Plans for academic programs
- **166** Total Recommendations



Implementation Plan

- Academic Affairs hosted an external consultant to assist with implementation — met with constituents in July 2014
- Some recommendations have been implemented
- Implementation of **Three-Year Academic Phased Plan** begins August 2014



Program Prioritization Plan Academic Programs



Academic Affairs
will continue to
improve the
Indicator Data
System (Viability
Reports) and
provide data
annually

Idaho State
UNIVERSITY

Pocatello | Idaho Falls | Meridian | Twin Falls

QUESTIONS?

Pocatello | Idaho Falls | Meridian | Twin Falls

Idaho State
UNIVERSITY