

WORK SESSION
JUNE 20, 2018

SUBJECT

System-wide Access and Affordability Strategies

ALIGNMENT WITH STRATEGIC PLAN

Goal 1 (Educational System Alignment), Objectives B (Alignment and Coordination)

Goal 2 (Educational Attainment), Objectives A (Higher Level of Educational Attainment), B (Timely Degree Completion), and C (Access)

BACKGROUND/DISCUSSION

So as to address the Board's goals to increase postsecondary access and affordability through system-like practice across institutions, several possible strategies exist that the Board can consider implementing at scale. Through developing a plan for these items, completion opportunities can be expanded and overall costs can be minimized for traditional, non-traditional, and dual credit students.

General Education Coordination

In 2014 the Board approved policy that formally established the State General Education Committee, charged with the responsibility for reviewing competencies and rubrics for institutionally-designated General Education categories and ensuring transferability. However, institutions share responsibility for selecting courses at their campuses that should apply to the General Education Matriculation (GEM) framework. Institutions are also responsible for designating courses to meet one of the six GEM area requirements. As a result, duties ascribed to the State General Education Committee do not involve coordinating or clearinghouse functions for GEM courses. With the implementation of a GEM common course list beginning in Fall 2019, Board policy will need to be amended to ensure a process exists for centralized maintenance and continuity of the state common course list, as well as review and consideration of proposed courses. This includes ensuring that courses do not differ across institutions in meeting GEM area requirements.

Open Educational Resources (OER)

OER is open-source textbooks, which are free online and affordable in print. Open-source textbooks have gained considerable momentum as a cost-effective alternative for traditional hard copy textbooks and fee-based online learning content. As the cost of textbooks outpaces the rate of inflation (the General Accountability Office reported in 2013 that new textbook prices increased 82 percent between 2002 and 2012), it is the only product in the marketplace that can directly compete with the more expensive price charged by publishers for new editions. According to the National Association of College Stores, the average cost for a new textbook is \$80 (used \$50), and College Board calculates the national average for textbook costs per year to students is \$1200. With over 100,000 undergraduate students enrolled in Idaho's postsecondary institutions, considerable statewide savings can be realized for adult and non-adult learners

WORK SESSION
JUNE 20, 2018

alike. In addition to reducing or eliminating up-front and out-of-pocket expenses to students, OER can also eliminate the cost to school districts to purchase textbooks for dual credit courses. As it stands, however, no goals have been set by the Board for institutions to adopt OER in the instruction provided to students.

Prior Learning Assessment

The opportunity to earn postsecondary credit(s) through the demonstration of knowledge, usually through performance on comprehensive exams or portfolio development. This process is generally called the assessment of prior learning, or *prior learning assessment* (PLA). PLA methods provide a bridge for student learning acquired outside the traditional postsecondary classroom environment. Examples of the most popular prior learning assessments include: Advanced Placement (AP), College Level Examination Program (CLEP), academic department challenge exams, and student portfolio evaluation. For active service military personnel and military veterans, the Joint Services Transcript (JST) and DANTES Subject Standardized Tests (DSST) are traditional forms of PLA. Research indicates that adult and non-adult learners who earn credit through PLA are more likely to persist, take more courses over a longer period of time, and graduate with a postsecondary credential. For these reasons access to PLA is essential to helping reduce costs for students, while achieving the State Board's goal that 60% of 25-34 year olds hold a post-secondary credential by 2025. Though Board Policy III, Continuing Education and Prior Learning, provides definitions and guidance for PLA it does not provide direction for institutions as to how PLA should be implemented across the system; therefore, a need exists to develop consistent and transparent approaches to delivering and recognizing PLA methods, as well as awarding credit and articulating transfer credit for PLA.

New Student Fees

At the April 2018 Board meeting, the Board approved the FY19 tuition and fees for the public four-year institutions. Fees are broken into three categories: general and career technical fees, institutional local fees approved by the Board, and institutional local fees approved by the chief executive officer. The fees are described in Board policy V.R. The general and career technical fees, along with the institutional fees approved by the Board, are presented and approved by the Board annually at the April meeting. The institutional local fees approved by the chief executive officer are fees that are approved at the institution level. These fees approved by the institutions include processing fees and can be used to fund an auxiliary of the institution. Prior to eliminating the application fee for resident students, many of the institutions used the application fee to fund the admissions office operations. Attachments 7 through 11 detail the fees that are approved by the Board and those that are approved by the institution. There are differences in how institutions administer fees such as the orientation, enrollment, and graduation fees. The timing of fees can affect whether those fees can be paid through financial aid funds or if the fees must be paid with other funds.

WORK SESSION
JUNE 20, 2018

IMPACT

Providing greater accessibility to postsecondary completion can be achieved through free textbooks and learning resources, affordable alternative methods for assessing knowledge and skills, effective management and planning of common-indexed courses, and minimization of the up-front costs students remit before attending their first class. These items will help reduce the inequity faced by Idaho's low-income and underserved student populations pursuing postsecondary study, while also bolstering postsecondary opportunities and completion rates for adult learners and military veterans. Furthermore, expanding OER and PLA availability in instruction delivered through Advanced Opportunities will expand options to earn postsecondary credit while also reducing the costs often encumbered by local K-12 school districts to provide textbooks and instructors. Summarily, adopting a scale approach to these items promotes college completion and progress towards achieving the Board's attainment goals.

For faculty and administrators at each postsecondary institution, the adoption of these items often requires a number of commitments. Among others, this includes: effectively developing and delivering OER; aligning practices for awarding and transferring PLA credit; sharing course-level governance of the state general education framework; and rethinking fees levied on new and prospective students. Any expectation for a system-wide adoption of these items will need to account for matters related to faculty effort, academic freedom, credit hour production, shared governance, and changes in budget models.

ATTACHMENTS

- Attachment 7 FY19 Processing Fees
- Attachment 8 BSU FY19 Processing Fees
- Attachment 9 ISU FY19 Processing Fees
- Attachment 10 LCSC FY19 Processing Fees
- Attachment 11 UI FY19 Processing Fees

STAFF COMMENTS AND RECOMMENDATIONS

Pursuing a system-like approach to ensuring maximum consistency and transparency for the aforementioned concepts helps students navigate an educational system whose complexity becomes a barrier to new high school graduates and adult learners. If implemented with fidelity and consistency, these items can lead to increases in go-on and timely completion rates. However, for both Board staff and institutions, developing an understanding of the Board's vision for the scope and scale of strategies to be adopted for delivering accessible and affordable learning opportunities will help shape direction that should be pursued on these items.

BOARD ACTION

This item is for informational purposes only. Any action will be at the Board's discretion.

Idaho State Board of Education Common Course Listing (Numbering/Titling/GEM Designation)

Written Communications

ENGL 101: Writing and Rhetoric I
ENGL 102: Writing and Rhetoric II

Oral Communications

COMM 101: Fundamentals of Oral Communication

Mathematical Ways of Knowing

MATH 123: Math in Modern Society
MATH 130: Finite Mathematics
MATH 143: College Algebra
MATH 147: College Algebra and Trigonometry
MATH 160: Survey of Calculus
MATH 170: Calculus I
MATH 153: Statistical Methods

Scientific Ways of Knowing

ANTH 101: Biological Anthropology (moved from Social and Behavioral Ways of Knowing)
BIOL 100: Concepts of Biology
BIOL 227: Human Anatomy and Physiology I
CHEM 100: Concepts of Chemistry
CHEM 101: Introduction to Chemistry
CHEM 102: Essentials of Organic and Biochemistry
CHEM 111: General Chemistry I
PHYS 111: General Physics I
PHYS 112: General Physics II
GEOL 101: Physical Geology
GEOL 102: Historical Geology

Social and Behavioral Ways of Knowing

ANTH102: Cultural Anthropology
ECON 201: Principles of Macroeconomics
ECON 202: Principles of Microeconomics
HIST 101: World History I
HIST 102: World History II
HIST 111: United States History I
HIST 112: United States History II
POLS 101: American National Government
PSYC 101: Introduction to Psychology
SOC 101: Introduction to Sociology
SOC 102: Social Problems

WORK SESSION
JUNE 20, 2018

Humanistic and Artistic Ways of Knowing

MUSI 100: Introduction to Music

PHIL 101: Introduction to Philosophy

PHIL 103: Introduction to Ethics

ENGL 175: Literature and Ideas

ART 100: Introduction to Art

FREN 101 and 102: Elementary French I and II

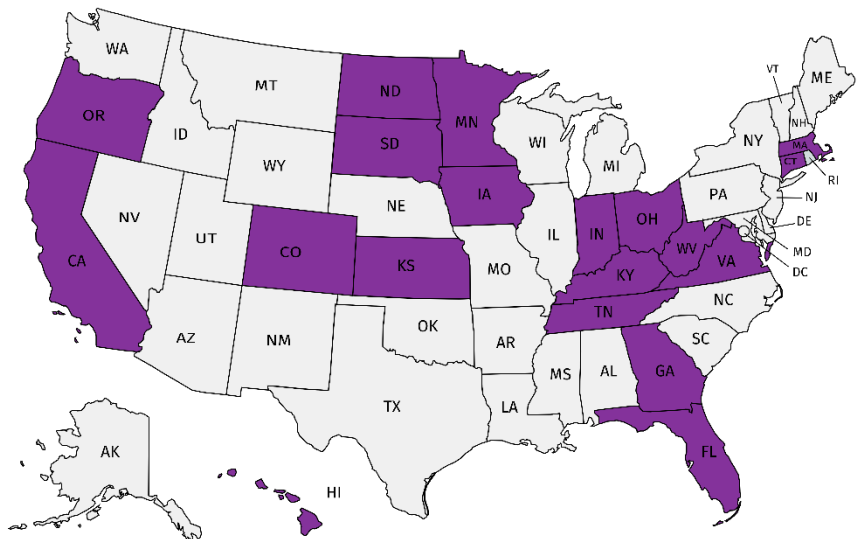
GERM 101 and 102: Elementary German I and II

SPAN 101 and 102: Elementary Spanish I and II



State and System-wide CLEP Credit Policies

For more than 50 years, the College Board's College-Level Examination Program® (CLEP®) has helped students earn college credit for what they already know. This rigorous credit-by-examination program allows students from a wide range of ages and backgrounds to demonstrate their mastery of introductory college-level material and earn college credit. The exams are designed, developed, and approved by college and university faculty, and research consistently shows that students who score a 50 or higher on CLEP exams experience greater academic success in college and improved college completion rates.



A clear and consistent CLEP credit policy can:

- Ensure that prospective students and families know which institutions recognize CLEP achievement and award course equivalent college credit based on qualifying scores
- Allow for the optimal application of qualifying CLEP scores for credit toward meeting general education requirements
- Improve seamless course articulation and transfer, credit portability, and degree completion rates
- Reduce the duplication and accumulation of excess credit hours, minimizing economic burdens for students and families, and improve enrollment efficiency for higher education systems

CLEP and Completion:

The Causal Impact on College Graduation of Earning Credit Through CLEP

The College-Level Examination Program® (CLEP®) offers students an opportunity to earn college credits by demonstrating mastery in over 30 unique subjects. Not surprisingly, students with high CLEP scores are more likely to complete college. But how much of this completion boost is attributable to earning a credit-granting CLEP score? New research from the University of Georgia, Georgia State University, Vanderbilt University, and the College Board isolates the *causal* impact of earning a credit-granting CLEP score. This study is the first of its kind to identify the graduation boost directly attributable to passing a CLEP exam.

DATA AND METHODOLOGY

Researchers considered all CLEP exam takers who tested between 2008 and 2015, and they followed these students through college enrollment to college completion. CLEP exam scores and demographics were collected from the College Board and college enrollment and completion from the National Student Clearinghouse (NSC). To estimate the causal impact of earning CLEP credit, the researchers used an analytic technique known as regression discontinuity.

Regression discontinuity is a fairly straightforward approach to making causal claims in the absence of a randomized controlled trial. With this method, the researchers compared students who earned CLEP exam scores barely high enough to earn credit—often 50 on a 20–80 scale—to students who just missed the CLEP credit-granting score. These two groups of students are essentially identical, with the former analogous to a *treatment group* in a randomized controlled trial and the latter analogous to a *control group*.

RESULTS

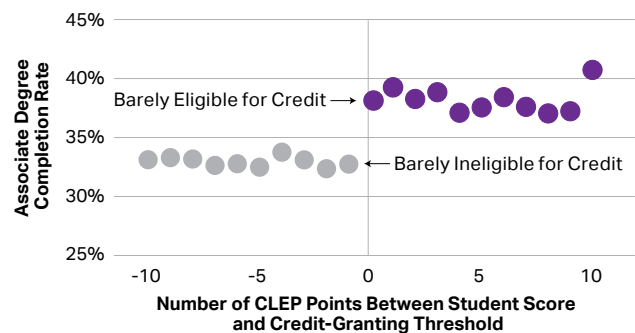


Figure 1: Associate Degree Completion Rates Among Two-Year College Enrollees, by CLEP Performance Relative to College-Specific Minimum Credit-Granting Policy.

To demonstrate the intuition behind our analytic methods, we show in Figure 1 the relationship between associate degree completion and the student’s CLEP score on her first exam, expressed as the number of points exceeding or falling short of the minimum CLEP credit-granting score at the student’s college. The purple dots represent CLEP scores eligible for college credit, and the gray dots represent CLEP scores ineligible for college credit. The rightmost gray dot and the leftmost purple dot represent CLEP scores differing by just one point, yet the difference in associate degree completion between these two points is 5–6 percentage points, from 33% to nearly 39%.

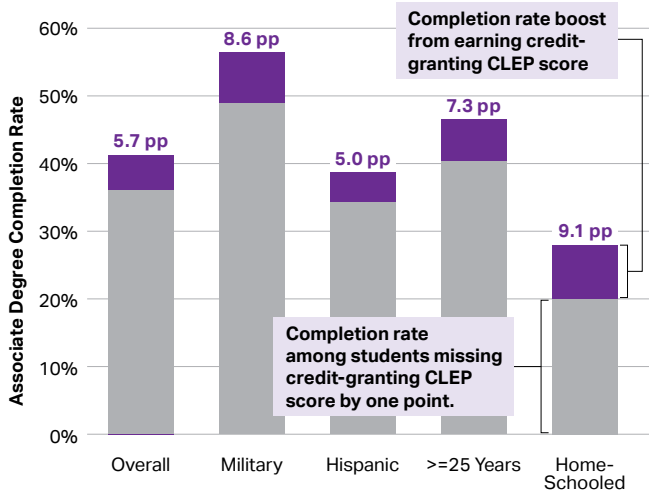


Figure 2: Associate Degree Completion Rate Increase from CLEP Credit Among Two-Year College Enrollees, by Student Subgroup.

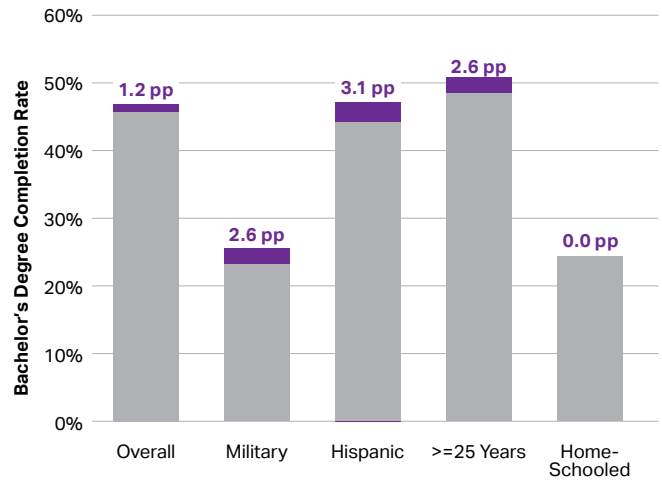


Figure 3: Bachelor's Degree Completion Rate Increase from CLEP Credit Among Four-Year College Enrollees, by Student Subgroup.

In Figure 2, we graphically show discontinuities in associate degree completion by a student's CLEP score relative to the college-specific minimum credit-granting score. The height of the gray bar represents the average associate degree completion score among students one point shy of their college's minimum credit-granting CLEP score. The height of the purple bar indicates the additional completion boost, in percentage points (pp), attributable to earning CLEP credit. Among all students, earning a credit-granting CLEP score increases the probability of earning an associate degree by 5.7 percentage points, or 17.3% (calculated as 5.7/32.9). For military students and nontraditional students (>=25 years old), the impacts of earning a credit-granting CLEP score are even larger—8.6 percentage points (18.1%) and 7.3 percentage points (19.5%), respectively.

Figure 3 shows the bachelor's degree completion boost from earning a credit-granting CLEP score among students enrolled in four-year colleges. Earning a credit-granting CLEP score increases the probability of bachelor's degree completion by 1.2 percentage points, or 2.6%. That estimate is larger for military students (2.6 percentage points), Hispanic students (3.1 percentage points), and students older than 24 (2.6 percentage points). The bachelor's degree completion boosts are more modest than the associate degree boosts because the credits required for a bachelor's degree are generally about twice the number required for an associate degree.

Overall, credit through CLEP exams is one of the most cost-effective paths to increasing college completion rates, especially for students seeking an associate degree. This study shows that an \$85 exam is a cost-effective way to reduce duplicative coursework and ensure that students earn degrees and enter the workforce in a timely fashion.

You can access the research paper at ssrn.com/abstract=2933695.

This response was prepared for the Idaho State Board of Education

Your Question:

You asked two questions. First, you asked for examples of OER policies implemented across other states. Second, you asked if any states or systems provide a model for addressing students' out-of-pocket costs for textbooks.

Our Response:

To answer your questions, we've organized the relevant information into three parts. We first provide examples of state-wide OER policy implementation and outcomes. This is followed by a review of postsecondary system OER initiatives. Last, we provide examples of state legislation aimed at assisting students pay for college textbooks.

State Wide OER Initiatives

ECS has not identified very many state-wide OER initiatives. These are more numerous at the institutional level. However, California and Oregon have had some success implementing large scale OER policies.

California: In 2012, California passed [SB 1052](#) and [SB 1053](#) to establish the California Digital Open Source Library and the California Open Education Resources Council. The Council was composed of three faculty members each from the University of California, California State University and the community colleges. The Council was tasked with developing a list of 50 strategically selected lower division courses for which open source textbooks and other related materials shall be developed or acquired, and creating a request for proposals for funds to produce the 50 open source textbooks and related materials.

The College Textbook Affordability Act of 2015 ([CA AB 798](#)) created the Open Educational Resources Adoption Incentive Program. Intended to accelerate adoption of OERs, the bill reallocated remaining funds from SB1052/1053 to support faculty professional development around OERs, and secure release time for faculty to modify curriculum.

The CSU Office of the Chancellor secured the private grants required to release state matching funds for **SB1052/1053**. [Major outcomes](#) from the Council's work include:

- 50 courses have 1-5 open source etextbooks available for use
- Each etextbook has about 3 evaluations
- Qualitative and quantitative data were collected to inform the adoption and use of such materials by faculty and students
- Toolkits were developed to support faculty adoption of etextbooks

The digital open source library leverages the existing online library MERLOT (Multimedia Educational Resource for Learning and Online Teaching); online resources and information is housed at www.cool4ed.org. Progress reports from Open Educational Resources Adoption Incentive Program awardees [are forthcoming](#).

In the News

Inside Higher Ed recently [published a story](#) detailing how campuses are using "inclusive-access" models to lower textbook costs. "Inclusive-access" models involve publishers pricing textbooks for purchase by entire classes or sections, rather than students individually purchasing textbooks.

Oregon: In 2015, [HB 2871](#) established the Open Educational Resources Grant Program in the Higher Education Coordinating Commission. Grants are awarded on a competitive basis to public universities, community colleges or consortia of public universities and community colleges. The Commission is required to employ an OER specialist who will collaborate with the universities and community college, and assist faculty members looking to use OERs. Additionally, the Commission identify at OERS that can be adopted for use for at least 15 courses. Considerations must be made for courses that have high enrollment, are in general education disciplines, and are transferable among and between community college and universities. The bill also requires that postsecondary institutions designate courses that exclusively use open source textbooks or related materials as such in course descriptions.

The [2016-2017 final report](#) estimates that adoption of OERS at 21 Oregon institutions saved 8,370 students \$1,146,788.33. One hundred and forty-three grantees modified 108 courses to use OERs. [Takeaways](#) from the project include:

- Proposals tended to overestimate savings and underestimate the length of time needed to convert courses.
- The largest savings to students were accomplished when all sections of large courses or entire departments adopted OERs together.

[Postsecondary System OER Initiatives](#)

The Scholarly Publishing and Academic Resources Coalition (SPARC) maintains a list of system and institutional OER initiatives. The full list is [online here](#). Below are a few examples of such projects.

Georgia: [Affordable Learning Georgia](#) is an initiative of the University System of Georgia focused on increasing student success through affordable textbook alternatives. [ALG Textbook Transformation Grants](#), funded by the state budget, provides grant funds for USG faculty, libraries and institutions to adopt, adapt or create OERs, and provide professional development. ALG estimates that since FY 2014-2015, textbook alternatives have saved 259,509 students over \$31 million dollars.

New York: [Open SUNY Textbooks](#) is a pilot, publishing initiative of the State University of New York libraries. Supported by SUNY Innovative Instruction Technology Grants, the pilot project acts as a publishing service and provides the infrastructure by which individuals may download the textbooks.

Washington: In 2010, the State Board for Community and Technical Colleges adopted [Resolution 10-06-30](#), which approved an open license policy for all software, educational resources and knowledge produced through competitive grants. [OPEN Washington](#) is an online tool managed by SBCTC. The site provides professional development for faculty to learn about, find, use and apply OERs to their courses. [Open Course Library](#) hosts OERs developed as part of the Washington Student Completion Initiative. [The project redesigned](#) 81 high enrollment, gatekeeper, and pre-college courses to use OER materials.

[State Legislation](#)

States have considered a variety of options to address the cost of textbooks. These policy examples address broad concerns about textbook affordability rather than directly focusing on out-of-pocket costs. **New Jersey** considered [A 2653](#) (2016, carryover until Dec. 2017) which, in addition to addressing OERs, would require bookstores at four-year public or independent colleges to buyback used textbooks at 50 percent of the purchase price.

New York is considering [S 6608](#) (2017, pending), which authorizes higher education institutions to adopt policies that would allow for innovative pricing techniques and payment options for textbooks and supplemental materials in order to reduce the financial burden on students. **Washington** passed [HB 1375](#) this year, which requires community and technical colleges to inform students during registration about the cost of any required materials and whether

the course uses OERs. Colleges are required to report on which courses provided this information, and what percentage of total classes this equaled.

State Taxes and Textbooks

Some states have proposed changes to state tax laws as a means of addressing textbook affordability. **Florida** ([HB 1317](#), 2015, died), **Nebraska** ([LB 153](#), 2016, failed) and **Ohio**, ([HB 337](#), 2017, pending) are among a handful of states that looked to make textbooks exempt from sales tax.

Maryland [HB 1337](#) (2017, failed) would have established two, tax-free periods that roughly coincide with the beginning of fall and spring terms. During this period, the sale of textbooks to students would be tax-exempt, and students would need to produce a student ID upon purchase. **Mississippi** [HB 466](#) (2013, died) would have provided an income tax credit for textbooks purchased by the filer or for the filer's dependent.

New Textbook Adoption Periods

Other efforts to address textbook affordability would have established minimum adoption periods. In **Connecticut**, [SB 931](#) (2015, failed) would have prohibited a higher education institution or faculty member from requiring students to purchase a new edition of a textbook issued less than three years after the previous edition.

South Carolina [S 262](#) (2017, pending) would require the Commission on Higher Education to establish guidelines by which public higher education institutions adopt textbooks. The bill requires each institution to establish their own


Nonprofit Initiatives

Achieving the Dream launched an [Open Educational Resources Degree Initiative](#). Thirty-eight community colleges are redesigning courses and pathways to implement OER degree programs.

guidelines for textbook adoption. There should be a minimum three-year adoption period for lower division courses, and a two-year minimum adoption period for upper-division courses, with reasonable exceptions allowed.

**WORK SESSION
JUNE 20, 2018**

ATTACHMENT 5



Registry of Credit Recommendations
American Council on Education
One Dupont Circle • Washington, D.C. 20036-1193

THIS IS AN AUTHENTIC TRANSCRIPT FROM THE AMERICAN COUNCIL ON EDUCATION.

VALIDATION NUMBER
107297

03/05/2008

SEND TO

JOHN SMITH
222 CAPITOL STREET
WASHINGTON, DC 20008

SEND AT THE REQUEST OF

JOHN SMITH
222 CAPITOL STREET
WASHINGTON, DC 20008

IDENTIFIER: 110000000

COURSE CODE	DATE COMPLETED	COURSE TITLE AND DESCRIPTION
AMSC - 0002	2/3/1996	ARMY MANAGEMENT STAFF COLLEGE, PROGRAM IN SUSTAINING BASE LEADERSHIP AND MANAGEMENT, NON-RESIDENT UNITED STATES ARMY MANAGEMENT STAFF COLLEGE LD BACC/ASSOC - 3 SH: HEALTH AND WELLNESS; UD BACC - 3 SH: BUSINESS COMMUNICATIONS, 3 SH: HUMAN RESOURCES MANAGEMENT, 3 SH: PUBLIC ADMINISTRATION; GRAD - 3 SH: INTERNATIONAL RELATIONS, 6 SH: LOGISTICS MANAGEMENT, 3 SH: MANAGEMENT STRATEGY AND DECISION MAKING, AND 3 SH: NATIONAL GOVERNMENT POLICY 52 WEEKS (INCLUDING TWO 1 WEEK RESIDENT SESSIONS). STUDENT WILL COMMUNICATE IN ORAL AND WRITTEN FORMAT WITH VARIOUS LEVELS OF STAFF & MANAGEMENT IN AN APPROPRIATE & EFFECTIVE MANNER, MANAGE EMPLOYEE SELECTION/EVALUATION.
MCD - 0017	6/6/2004	DELIVERY SKILLS FOR PRESENTERS MCDONALD'S CORPORATION LD BACC/ASSOC - 1 SH: ORAL COMMUNICATIONS OR PUBLIC SPEAKING 15 HOURS (2 DAYS). STUDENT WILL BE ABLE TO INCREASE THEIR CONFIDENCE, CREDIBILITY, AND PROFESSIONALISM WHEN EXPRESSING THEMSELVES ORALLY TO OTHERS, EITHER IN A SMALL GROUP OR TO A LARGER AUDIENCE.
MCD - 0017	6/6/2004	DELIVERY SKILLS FOR PRESENTERS MCDONALD'S CORPORATION LD BACC/ASSOC - 1 SH: ORAL COMMUNICATIONS OR PUBLIC SPEAKING 15 HOURS (2 DAYS). STUDENT WILL BE ABLE TO INCREASE THEIR CONFIDENCE, CREDIBILITY, AND PROFESSIONALISM WHEN EXPRESSING THEMSELVES ORALLY TO OTHERS, EITHER IN A SMALL GROUP OR TO A LARGER AUDIENCE.
LABO - 0001	1/8/1996	HAZARDOUS WASTE OPERATIONS COURSE LABORERS-AGC LD BACC / ASSOC - 3 SH: ENVIRONMENTAL SCIENCE 48 HOURS (1 WEEK). STUDENT WILL IDENTIFY APPROPRIATE HAZARDS CATEGORIES, DEFINITIONS, AND REGULATIONS; PROTECTIVE CLOTHING AND THEIR USES; LIST RIGHTS AND RESPONSIBILITIES FOR WORKERS AND EMPLOYERS.
NCME - 0003	9/19/2007	MONTESSORI ELEMENTARY TEACHER EDUCATION AGES 9-12 AMERICAN MONTESSORI SOCIETY LD BACC / ASSOC OR UD BACC - 5 SH; MONTESSORI ELEMENTARY CURRICULUM AND METHODS AND 1 SH: PRACTICUM 120 HOURS. STUDENT WILL BE ABLE TO DEMONSTRATE THE PHILOSOPHY AND METHODOLOGY MONTESSORI EDUCATION FOR THE CHILD FROM AGES 9 - 12; DISCUSS THE LATEST RESEARCH FINDINGS IN THE FIELD OF CHILD DEVELOPMENT; DESCRIBE INDIVIDUAL LEARNING STYLES AND DEMONSTRATE A WIDE RANGE OF TEACHING STRATEGIES; DESIGN A MONTESSORI ENVIRONMENT; DOCUMENT LEADERSHIP AS A PROFESSIONAL STAFF MEMBER IN AN EDUCATIONAL SETTING; DESCRIBE AND EVALUATE CHILDREN'S ABILITIES EFFECTIVELY WITH PARENTS THROUGH CONFERENCES AND REPORTS DEMONSTRATE SKILL IN THE MONTESSORI METHOD.

Users are urged to consult the online *National Guide to College Credit for Workforce Training* at <https://www.acenet.edu/nationalguide> and the *Guide to Educational Credit by Examination* that is available by calling the ACE Fulfillment Service at (301) 632-6757.

CSPT 01137
10/01/2008

**WORK SESSION
JUNE 20, 2018**



Registry of Credit Recommendations
American Council on Education
One Dupont Circle • Washington, D.C. 20036-1193

THIS IS AN AUTHENTIC TRANSCRIPT FROM THE AMERICAN COUNCIL ON EDUCATION.

VALIDATION
NUMBER

107297

03/05/2008

SEND
TO

JOHN SMITH
222 CAPITOL STREET
WASHINGTON, DC 20008

SEND
AT THE
REQUEST
OF

JOHN SMITH
222 CAPITOL STREET
WASHINGTON, DC 20008

IDENTIFIER: 110000000

COURSE CODE	DATE COMPLETED	COURSE TITLE AND DESCRIPTION
MCD - 0059	8/16/2006	<p>TRAINING CONSULTANTS DEVELOPMENT PROGRAM MCDONALD'S CORPORATION</p> <p>UD BACC- 3 SH: BUSINESS ADMINISTRATION, TRAINING AND DEVELOPMENT, OR EDUCATION</p> <p>95 DAYS (3-12 MONTHS). STUDENT WILL BE ABLE TO EXPLAIN THE POSITION, PURPOSE, ACCOUNTABILITIES AND COMPETENCIES INVOLVED IN BEING A TRAINING CONSULTANT; ASSESS PERSONAL TECHNOLOGY SKILLS; IDENTIFY NEEDS, AND CREATE A PLAN TO COMPLETE NEEDED TECHNOLOGY TRAINING. DESCRIBE MCDONALD'S STRUCTURE AND THE CONTENT, PURPOSE, AND DESIGN OF EACH MCDONALD'S TRAINING PROGRAM; AND BECOME CERTIFIED TO DELIVER SPECIFIC TRAINING PROGRAMS.</p> <p align="center">----- 5 Education Activities on File -----</p>

Users are urged to consult the online *National Guide to College Credit for Workforce Training* at <https://www.acenet.edu/nationalguide> and the *Guide to Educational Credit by Examination* that is available by calling the ACE Fulfillment Service at (301) 632-6757.

COPYRIGHT American Council on Education

FORM NO. 6/19/04

NWCCU Language Regarding Credit for Prior Learning

2.A.14 The institution develops, publishes widely, and follows an effective and clearly stated transfer-of-credit policy that maintains the integrity of its programs while facilitating efficient mobility of students between institutions in completing their educational programs.

2.C.7 Credit for prior experiential learning, if granted, is: a) guided by approved policies and procedures; b) awarded only at the undergraduate level to enrolled students; c) limited to a maximum of 25% of the credits needed for a degree; d) awarded only for documented student achievement equivalent to expected learning achievement for courses within the institution's regular curricular offerings; and e) granted only upon the recommendation of appropriately qualified teaching faculty. Credit granted for prior experiential learning is so identified on students' transcripts and may not duplicate other credit awarded to the student in fulfillment of degree requirements. The institution makes no assurances regarding the number of credits to be awarded prior to the completion of the institution's review process.

2.C.8 The final judgment in accepting transfer credit is the responsibility of the receiving institution. Transfer credit is accepted according to procedures which provide adequate safeguards to ensure high academic quality, relevance to the students' programs, and integrity of the receiving institution's degrees. In accepting transfer credit, the receiving institution ensures that the credit accepted is appropriate for its programs and comparable in nature, content, academic quality, and level to credit it offers. Where patterns of student enrollment between institutions are identified, the institution develops articulation agreements between the institutions.

**WORK SESSION
JUNE 20, 2018**

ATTACHMENT 7

Boise State University

Section VRC3iv: Processing fees for the provision of academic products or services to students.

Fee Name	Fee Description	Fee Amount	When Assessed	Frequency
New Student ID Card Fee	Charge for new students to obtain a campus ID	\$ 25.00	At registration	Once
Fee Payment Deadline Late Fee	Fee deadline is the Thursday before classes start. If a student's bill is not paid by the deadline, this fee is assessed.	\$ 50.00	When applicable	Once
Monthly Late Fees	Charge for any outstanding balance that is past due.	1.75% or \$10.00	When applicable	Monthly, if balance is due
Returned Check / ACH Fee	Fee for insufficient funds	\$ 25.00	When applicable	Once
Graduate Application	Application fee for graduation	\$ 20.00	When submitted	Once
Administrative Fee Semester W/D	Withdrawal from the university after the 10th day of classes.	\$ 40.00	When applicable	Once
Drop Fees	Drop course after the 10th day of classes	\$ 10.00	When applicable	Once per course
Non-resident Undergraduate Application Fee	Application Fee	\$ 50.00	With application	Once
International Undergraduate Application Fee	Application Fee	\$ 85.00	With application	Once
Graduate Application Fee	Application Fee	\$ 65.00	With application	Once
International Graduation Application Fee	Application Fee	\$ 95.00	With application	Once
Enrollment Confirmation Fee	Fee to confirm enrollment upon admission. Effective for students admitted for Fall 2018.	\$ 100.00	By May 1	Once
Program Application Fees	A few programs have additional fees to apply to that specific program, particularly online programs	varies	Upon application	Once
Other Charges Assessed by 3rd party:				
Credit Card Fee	Fee charge by third party for use of a credit card to pay bill. Boise State does not receive this fee revenue.	2.75%		
Transcript Fee	Fee charged by national clearing house to process transcripts	Varies, \$10 for standard request	With application	Once per transcript request
Fees paid First-time/Full-time students:				
	Tuition and mandatory fees (facility, activity and technology fee)	\$ 7,326.00		
	New Student Orientation Fee	\$ 175.00		
	Enrollment Confirmation Fee	\$ 100.00		
	New Student ID Card Fee	\$ 25.00		
	Total FY 2018 Resident First-time/Full-time student	\$ 7,626.00		

**WORK SESSION
JUNE 20, 2018**

ATTACHMENT 7

IDAHO STATE UNIVERSITY

Fee Name	Fee Description	Fee Amount	When Assessed	Frequency
Bengal Card ID Replacement Fee	Bengal ID Card Replacement Fee	\$ 15.00	Per request	Per request
Bengal Card ID Spouse	Bengal ID Card for Staff/Faculty Spouse	\$ 2.00	Per request	Per request
Intramural Fee	Fee to participate in Intramurals	\$15/semester	At time of registration	Per Sport
Recreation Center Membership Card Replacement Fee	Fee to replace Rec Center membership card	\$ 15.00	Per request	Per request
Staff/Faculty Spouse Recreation Center Membership Card Replacement Fee	Fee to replace Rec Center membership card for staff/faculty spouse	\$ 16.00	Per request	Per request
Student Computing Fee	Fee to use campus computing resources (e.g. wireless, computer labs, etc.)	\$ 35.00	Per request	Note C
Library Fines	Fines for late or lost materials	Various	Per day/occurrence	Note D
Nursing Application Fee	Nursing Program Application Fee	\$ 50.00	Per application	Per application
Non-resident Alien Optional Practical Training Application Fee	Temporary employment for practical training directly rated to the student's major area of study	\$ 60.00	Per application	Per application
Parking Permits	Parking Permit Fee	Various - see P	Per request	Daily/Semester/Annually/Event
Parking Fines	Parking Fines	Various - see P	Per occurrence	Per occurrence
Refund Check Reissue Fee	Fee to reissue refund check	\$ 25.00	Per request	Per request
Late Fee	Fee for not paying tuition or enrolling in a payment plan by the payment due date	\$ 50.00	1st day of term, then monthly	Note E
Installment Plan Fee	Fee for installment plan	\$ 30.00	At time of enrollment in plan	Per semester
Installment Plan Late Payment Fee	Fee for late installment plan payment	\$ 15.00	At time of late payment	Per occurrence
Short-term Student Loan Fee	Fee for short-term student loan	\$ 5.00	Per request	Monthly
Returned Checks	Returned check charge	\$ 35.00	Per occurrence	Per occurrence
Transcript Fee	Fee for student transcripts	\$ 7.50	When ordered	Per request
Duplicate Diploma Fee	Fee to replace a lost diploma or want extra copies	\$ 20.00	When application is submitted by stu	Per application
Graduation Fee	Fee to process a students application to have an official degree audit and posting	\$ 20.00	When application is submitted by stu	Per application
Dr of Philosophy Application Fee	Ph.D. Nursing Program Application Fee	\$ 55.00	Per application	Per application
Nursing Accelerated BSN Program Application Fee	Accelerated BSN Program Application Fee	\$ 50.00	Per application	Per application
Nursing BS Completion Program Application Fee	Nursing BS Program Application Fee	\$ 50.00	Per application	Per application
Nursing LPN-BS Program Application Fee	Nursing LPN-BS Program Application Fee	\$ 50.00	Per application	Per application
MS of Nursing Application Fee	MS of Nursing Program Application Fee	\$ 50.00	Per application	Per application
Dr of Nursing Practice Application Fee	Dr of Nursing Practice Program Application Fee	\$ 55.00	Per application	Per application
Traditional Bachelor Nursing Program Application Fee	Traditional Bachelor Nursing Program Application Fee	\$ 50.00	Per application	Per application
Social Work Program Application Fee	Social Work Program Application Fee	\$ 30.00	Per application	Per application
Academic Undergraduate Application Fee	Note A Undergraduate Application Fee	\$ 50.00	Per application	Per application
COT Undergraduate Application Fee	Note B COT Application Fee	\$ 50.00	Per application	Per application
Graduate School Application Fee	Graduate School Application Fee	\$ 60.00	Per application	Per application
Graduate School Application Fee for Non-Degree Seeking Students	Non-Degree Seeking Graduate School Application Fee	\$ 30.00	Per application	Per application
Intensive English Institute Application Fee	Intensive English Institute Application Fee	\$ 25.00	Per application	Per application

Note A: Academic Undergraduate Application Fee: not mandatory for Idaho resident students utilizing the Apply Idaho initiative or attending an application day, which is an event held at high schools by ISU to help students complete the application. Fee is waived in other circumstances such as students receiving government assistance or facing financial hardship.

Note B: COT Undergraduate Application Fee: not mandatory for students who work with the Center for New Directions and START programs, students utilizing the Apply Idaho initiative, or students attending an application day. The application fee may be waived if a student faces circumstances where the fee would create an obstacle to attending the COT.

Note C: \$35 a semester for Fall and Spring, \$30 for Summer semester

Note D: \$0.30/day late books; \$100 lost book; \$1.00/day periodicals and reference materials; \$0.50/hour reserve materials; \$10 annually for community borrower

Note E: \$50 if tuition and fees not paid by bill due date; \$50 if tuition and fees are not paid by the last day to drop the class; Additional \$50/month if tuition and fees are not paid in full or by payment plan agreement

Fees paid First-time/Full-time students:	Tuition and mandatory fees (facility, activity and technology fee)	\$ 7,166.00
	New Student Orientation Fee	\$ 100.00
	Total FY 2018 Resident First-time/Full-time student	\$ 7,266.00

**WORK SESSION
JUNE 20, 2018**

ATTACHMENT 7

University of Idaho

Fee Name	Fee Description	Fee Amount	When Assessed	Frequency
Undergraduate Admissions				
Application Fee	Application Fee (Idaho State Residents)	\$ -	N/A	N/A
Application Fee	Application Fee (Out of State Residents)	\$ 60.00	At Application	Once
Application Fee	Application Fee (International Students)	\$ 70.00	At Application	Once
Application Fee	Application Fee (Returning UI Students)	\$ 30.00	At Application	Once
New Student Orientation Fee	Transfer, non-traditional and all first-year students that are new to U of I Moscow campus	\$ 100.00	with the students first, full-time semester bill	Once
Enrollment Deposit - discontinued effective 4/10/18	The enrollment deposit is required for all new domestic first-year and transfer students who are planning to enroll at UI in the fall and spring semesters. Qualified waivers may be requested by those who have a government-sponsored or other scholarship that will cover all expenses for tuition, fees, books, etc.**	\$ 100.00	Once Admitted	Once Can be used toward tuition, room, board or other charges
** For students assessed this deposit prior to April 10, 2018 \$100 will be applied to their student account once class fees have been applied and may be used toward tuition, room, board or other charges.				
Registrars Office				
Graduation Application Fee	Graduation Application Fee	\$ 25.00	When approved by Registrar's Office	Each application
Graduation Application Fee after deadline	Graduation Application Fee after deadline	\$ 60.00	When application approved by Registrar's Office	with each late application
Thesis/Dissertation Binding Fee	Thesis/Dissertation Binding Fee	\$ 25.00	When application approved by Registrar's Office	for Master's Thesis students and Doctorate students
Degree Verification after degree awarded	Degree Verification after degree awarded	\$ 5.00	When processed	upon request
Duplicate Diploma	Duplicate Diploma	\$ 30.00	When requested	when requested
Transcript Fee	Transcript Fee	\$ 12.50	When orderd	for each order
Academic Petition	Academic Petition	\$ 10.00	with each petition	for each petition
Challenge Exam Fee	Challenge Exam Fee	\$35 application + \$25 per credit granted	application fee assessed when reviewed; credit cost if credit granted after review	per application
Technical Competency Credit Application	Technical Competency Credit Application	\$35 application + \$25 per credit granted	application fee assessed when reviewed; credit cost if credit granted after review	for Engineering only
Vertical Credit Application	Vertical Credit Application	\$35 application + \$25 per credit granted	application fee assessed when reviewed; credit cost if credit granted after review	per application
Experiential Credit	Experiential Credit	\$35 application + \$25 per credit granted	application fee assessed when reviewed; credit cost if credit granted after review	per application
Withdraw Course Fee	Withdraw Course Fee	\$ 5.00	when student withdraws from a course	for each withdrawn course
Graduate Programs				
Application Fee	Domestic Graduate Application Fee	\$ 60.00	at application	once per student
Application Fee	International Graduate application Fee	\$ 70.00	at application	once per student
Application Fee	Deferred application fee	\$ 30.00	at request for deferred admission	once per student
Readmission Fee	Graduate re-admission fee	\$ 30.00	at request for re-admission	once per student
International Programs				
Intl Program Fee	ISSFS student programming fee per undergraduate, graduate and on campus exchange students	\$ 100.00	Fall/Spring	Per Semester, per student
Sponsored Student Fee	ISSFS sponsored student fee per sponsored student	\$ 300.00	Fall/Spring	Per Semester, per student
Intl Student Orientation Fee	Orientation fee per new undergraduate, graduate and non-degree exchange student	\$ 100.00	Fall/Spring	Per Semester, per student
Late Orientation Fee	Late fee in addition to the Intl Student Orientation Fee per student that missed orientation	\$ 100.00	Fall/Spring	Per Semester, per student
ALCP Application Fee	Application fee per ALCP applicant	\$ 70.00	Fall/Spring	Per new student, each student charged only when they submit an application
ALCP Tuition	ALCP tuition per ALCP student per ALCP 8 week session	\$ 2,808.00	Fall 1 & 2 Spring 1 & 2 Summer	5 times per academic year, per student
ALCP Orientation Fee	ALCP orientation fee per new ALCP student	\$ 100.00	Fall 1 & 2 Spring 1 & 2 Summer	Per new student, each student charged only on their first session in the ALCP
ALCP Late Orientation Fee	ALCP late orientation fee in addition to the ALCP orientation fee per ALCP student that missed orientation	\$ 50.00	Fall 1 & 2 Spring 1 & 2 Summer	Only once if a new student was late to orientation

**WORK SESSION
JUNE 20, 2018**

ATTACHMENT 7

University of Idaho

Fee Name	Fee Description	Fee Amount	When Assessed	Frequency
ALCP Registration Fee	ALCP registratin fee per ALCP student per ALCP 8 week session	\$ 25.00	Fall 1 & 2 Spring 1 & 2 Summer	Per session, 5 times per year
ALCP Program Fee	ALCP programming fee per ALCP student per ALCP 8 week session	\$ 50.00	Fall 1 & 2 Spring 1 & 2 Summer	Per session, 5 times per year
ALCP Sponsored Student Fee	ALCP sponsored student fee per ALCP student per ALCP 8 week session	\$ 150.00	Fall 1 & 2 Spring 1 & 2 Summer	Per session, 5 times per year
ALCP SACM Sponsored Student Fee	ALCP SACM sponsored student fee per ALCP student per ALCP 8 week session	\$ 75.00	Fall 1 & 2 Spring 1 & 2 Summer	Per SACM sponsored student per session, 5 times per year
Education Abroad Application Fee	E.A. application fee per applicant	\$ 150.00	Fall/Spring	Per applicant
Education Abroad Administration Fee	E.A. administration fee per student (USAC, ISA, CIEE participants)	\$ 400.00	Fall/Spring	Per semester
Education Abroad Program Fee	E.A. program fee per student (for other partners)	\$ 500.00	Fall/Spring	Per Semester, per student
National Student Exchange Application Fee	NSE application fee per applicant	\$ 250.00	Fall/Spring	Per applicant
National Student Exchange Administration Fee	NSE administration fee per applicant	\$ 200.00	Fall/Spring	Per applicant
Fees paid First-time/Full-time students:	Tuition and mandatory fees (facility, activity and technology fee)	\$ 7,488.00		
	New Student Orientation Fee	\$ 100.00		
	<i>Enrollment Confirmation Fee - DISCONTINUED 4/10/18</i>	\$ 100.00		Can be used toward tuition, room, board or other charges
	Total FY 2018 Resident First-time/Full-time student	\$ 7,688.00		

**WORK SESSION
JUNE 20, 2018**

ATTACHMENT 7

Lewis-Clark State College

Processing Fees for Academic Programs or Services

Fee Name	Fee Description	Fee Amount	When Assessed	Frequency
Application	No fee to apply to LCSC	\$ -		
Graduation	No fee to graduate; transcript not included	\$ -		
Orientation	No fee for orientation	\$ -		
Parking	Annual parking permit fee	\$ 10.00	Optional	Annual
Transcript	College transcript	\$ 10.00	Optional	Per transcript
Diploma	First diploma free, reorders at a charge	\$ 25.00	Optional	Per diploma
Application	Nursing program	\$ 35.00	Upon application	One time fee
Application	Radiography Sciences program	\$ 35.00	Upon application	One time fee
Application	Teacher Education	\$ 30.00	Upon application	One time fee
Application	International student college or Institute for Intensive English	\$ 50.00	Upon application	One time fee
Application	International student homestay fee for finding housing	\$ 100.00	Upon application	One time fee
Application	Study away program	\$ 50.00	Upon application	One time fee
Application	Exchange students on LCSC partner programs	\$ 50.00	Upon application	One time fee
Application	Optional Practical Training Work Program for International Students	\$ 50.00	Upon application	One time fee

Fees paid First-time/Full-time students:	Tuition and mandatory fees (facility, activity and technology fee)	\$ 6,334.00
	Total FY 2018 Resident First-time/Full-time student	\$ 6,334.00

**WORK SESSION
JUNE 20, 2018**

ATTACHMENT 7

College of Southern Idaho

Processing fees for the provision of academic products or services to students.

Fee Name	Fee Description	Fee Amount	When Assessed	Frequency
Replacement Student ID Card Fee	Charge to obtain a replacement campus ID	\$ 3.00	when applicable	Once
Tuition Loan Agreement Fee	Processing fee for the Student Tuition Loan Agreement/Payment Plan	\$ 50.00	When applicable	Once
Late Fees	Charge for late payments on Tuition and Tuition Loan Agreement	75.00	When applicable	after missed payment, could occur up to 4 times per semester
Returned Check / ACH Fee	Fee for insufficient funds	\$ 20.00	When applicable	Once
Application	No fee to apply to CSI	\$ -		
Paper Application	if prospective student does not apply online and submits paper copy	\$ 10.00	when applicable	Once
Graduation	No fee to graduate	\$ -		
Orientation	SOAR--New student orientation, required to complete before attending	\$ 25.00	at time of registration	Once
Parking Fines	Improper parking	\$10.00 to \$15.00	at time of occurrence	per occurrence
Parking Fines	Parking in handi-cap space	\$ 25.00	at time of occurrence	per occurrence
Transcript	Official Transcript, price will vary upon delivery method	\$ 7.00	at time of request	Per transcript
Unofficial Transcript	unofficial transcript printed by Registrar	\$ 2.00	at time of request	Per transcript
Diploma	No charge			
Replacement Diploma	charge for a replacement or duplicate diploma	\$ 35.00	at time of request	per diploma
Library Fee	Excessive late fee charged at the end of the semester	\$ 10.00	when applicable	per item
HSHS Student Name Badges	name badges for Health Science students	10.00	when applicable	per badge
Challenge Credit Exam Fee	no charge for the exam, 20% on in-state-tuition charge to transcript the credits		when applicable	per occurrence
Fees paid First-time/Full-time students:	Tuition and mandatory fees	\$ 3,120.00		
	New Student Orientation Fee	\$ 25.00		
	Total FY 2018 Resident First-time/Full-time student	\$ 3,145.00		

**WORK SESSION
JUNE 20, 2018**

ATTACHMENT 7

College of Eastern Idaho

Processing Fees for Academic Programs or Services

Fee Name	Fee Description	Fee Amount	When Assessed	Frequency
Application Fees	No fee to apply to CEI	\$ -		
Parking Fees	No Parking Fee	\$ -		
Student ID Replacement	Fee charged when a duplicate ID is issued to student	\$ 10.00	Upon issuance of new ID	Per Transaction
Computer Usage Fee	Allows students to use computer labs and network printers	\$ 15.00	When a student registers for classes	Per Semester
Credit Card Fee	No fee to use a credit card to pay fees. Policy will change with the implementation of TouchNet	\$ -	Upon payment	Per Transaction
Refund Check Fee	Admin fee for students who withdrawl and are issued a refund check.	\$ 10.00	Upon total withdrawl	Per Transaction
Transcript Fee	Students requesting official transcripts	\$ 10.00	Optional	Per Transcript
Graduation Fee	Graduation application fee. Does not cover cap and gown.	\$ 15.00	Upon applying for graduation	Per Application
Testing Fees	GAIN test fee	\$ 15.00	Upon registering for test	Per Test
Testing Fees	Math placement A or B	\$ 10.00	Upon registering for test	Per Test

Fees paid First-time/Full-time students:	Tuition and mandatory fees	\$ 2,464.00
	Total FY 2018 Resident First-time/Full-time student	\$ 2,464.00

**WORK SESSION
JUNE 20, 2018**

ATTACHMENT 7

College of Western Idaho

Section VRC3iv: Processing fees for the provision of academic products or services to students.

Fee Name	Fee Description	Fee Amount	When Assessed	Frequency
New Student ID Card Fee	Charge for new students to obtain a campus ID	\$ -	At registration	Once
Replacement ID card	replace ID card	\$ 5.00	At time of issue	
Fee Payment Deadline Late Fee	Late fees are assigned the day after payment due date	\$ 50.00	When applicable	Once
Payment plan late fee	Charged after late payments on payment plans	\$ 15.00	When applicable	Monthly, if balance is due
Returned Check / ACH Fee	Fee for insufficient funds	\$ 25.00	When applicable	Once
Returned Echeck	Online echeck payment NSF	\$ 4.75		
Tuition and Fees payment plan fees	set up charges	\$30-50		
Reinstatement fee		\$10 per credit	we are not currently charging	
Special course fee	board approved - added to billing	varies		
Other Charges Assessed by 3rd party:				
Credit Card Fee	Fee charge by third party for use of a credit card to pay bill. CWI does not receive this fee revenue.	2.50%		
Transcript Fee	Fee charged by national clearing house to process transcripts	Varies, \$10 for standard request	With application	Once per transcript
Fees paid First-time/Full-time students:				
	Tuition and mandatory fees	\$ 3,336.00		
	Total FY 2018 Resident First-time/Full-time student	\$ 3,336.00		

**WORK SESSION
JUNE 20, 2018**

ATTACHMENT 7

North Idaho College

Section VRC3iv: Processing fees for the provision of academic products or services to students.

Fee Name	Fee Description	Fee Amount	When Assessed	Frequency
Cardinal Card Replacement Fee	Charge for replacement of student ID	\$ 20.00	When applicable	Once
T&F Payment Deadline Late Fee	T&F deadline is the day before classes start. If a student's bill is not paid by the 100% refund deadline, this fee is assessed.	\$ 50.00	When applicable	Once
Returned Check / ACH Fee	Fee for insufficient funds	\$ 25.00	When applicable	Once
Installment Plan Application Fee	Fee for installment plan	\$ 25.00	At time of enrollment in plan	Per semester
Installment Plan Late Fees	Fee for late installment plan payment	\$ 25.00	At time of late payment	Per occurrence
Parking Permit	Parking Permit Fee	\$ 32.00	Upon purchase	Annually
Staff/Faculty Parking Permit	Staff/Faculty Parking Permit Fee	\$ 47.00	Upon purchase	Annually
Parking Permit Replacement Fee	Replacement Fee for Parking Permit	\$ 20.00	Upon purchase	Per occurrence
Parking Fines	Parking Fines	\$20-50	Per occurrence	Per occurrence
Transcript Fee	Fee to process transcripts	Varies, \$7 for standard request	By request	Once per transcript
Credit by Exam Fee	Fee to challenge a course and receive credit	\$ 10.00	per credit	Upon request
Transcription Fee	Fee to transcribe WFTC credits	\$ 10.00	per credit	Upon request
Modern Language Vertical Placement Fee	Fee to receive credit for lower lever courses after advanced level course completion	\$ 10.00	per credit	Upon request

Fees paid First-time/Full-time students:	Tuition and mandatory fees	\$ 3,360.00
	Total FY 2018 Resident First-time/Full-time student	\$ 3,360.00

BOISE STATE UNIVERSITY
Changes to Student Fees for FY FY2019
Annual Full-Time Fees and Part-Time Credit Hours Fees

Student Fees:	Bd Apprv	FY2018 Fees	FY2019 Initial Notice	FY 2019		
				Fees	Change	% Chg.
Full-time Fees:						
1 Tuition	**	\$5,042.78	\$5,294.92	\$5,258.80	\$216.02	4.3%
2 Technology Fee	**	\$230.60	\$250.00	\$244.60	14.00	6.1%
3 Facilities Fees	**	\$1,264.60	\$1,286.60	\$1,359.60	95.00	7.5%
4 Student Activity Fees	**	\$788.02	\$841.54	\$831.00	42.98	5.5%
5 Total Full-time Fees		\$7,326.00	\$7,673.06	\$7,694.00	\$368.00	5.0%
Part-time Credit Hour Fees:						
9 Education Fee	**	\$205.29	\$240.68	\$239.31	\$34.02	16.6%
10 Technology Fee	**	9.61	10.30	\$11.12	1.51	15.7%
11 Facilities Fees	**	52.69	53.04	\$61.80	9.11	17.3%
12 Student Activity Fees	**	37.41	46.83	\$37.77	0.36	1.0%
13 Total Part-time Cr Hr Fees:		\$305.00	\$350.85	\$350.00	\$45.00	14.8%
Summer Fees: (eff. Summer 2019)						
16 Education Fee	**	\$205.29	\$240.68	\$239.31	\$34.02	16.6%
17 Technology Fee	**	9.61	10.30	\$11.12	1.51	15.7%
18 Facilities Fees	**	52.69	51.73	\$61.80	9.11	17.3%
19 Student Activity Fees	**	37.41	33.42	\$37.77	0.36	1.0%
20 Total Summer Fees:		\$305.00	\$336.13	\$350.00	\$45.00	14.8%
Other Student Fees:						
23 Graduate Fees:						
24 Full-time Grad/Prof	**	\$1,428.00		\$1,500.00	\$72.00	5.0%
25 Part-time Graduate/Hour	**	\$85.00		\$98.00	\$13.00	15.3%
26 Nonresident Tuition (in addition to resident)						
27 Nonres Tuition - full time	**	\$15,316.00		\$16,082.00	\$766.00	5.0%
28 Nonres Fees - part-time	**	\$295.00		\$339.00	\$44.00	14.9%
29 Professional Fee:						
30 Undergrad. Nursing	**	\$850.00		\$1,356.00	\$506.00	59.5%
31 Engineering Prog. (pch upper division)	**	\$35.00		\$35.00	\$0.00	0.0%
32 Self-Support Program Fees:						
33 Bachelor Business / Accountancy: Twin Falls	**	\$297.00		\$297.00	\$0.00	0.0%
34 Executive MBA	**	\$1,215.00		\$1,245.00	\$30.00	2.5%
35 MBA Online	**	\$750.00		\$750.00	\$0.00	0.0%
36 Bachelor of Criminal Justice: Twin Falls	**	\$275.00		\$275.00	\$0.00	0.0%
37 Master of Social Work: Twin Falls & N.I.	**	\$400.00		\$400.00	\$0.00	0.0%
38 Bachelor of Social Work: Twin Falls	**	\$275.00		\$275.00	\$0.00	0.0%
39 Graduate Certificate in Conflict Mgmt.	**	\$369.00		\$369.00	\$0.00	0.0%
40 Doctor of Nurse Practice (DNP)	**	\$750.00		\$750.00	\$0.00	0.0%
41 Adult Gerontology Nurse Practitioner (AGNP)	**	\$750.00		\$750.00	\$0.00	0.0%
42 B.S. in Nursing (RN to BSN)	**	\$335.00		\$350.00	\$15.00	4.5%
43 B.S. Respiratory Care (R.R.T. to B.S.)	**	\$300.00		\$300.00	\$0.00	0.0%
44 EdTech Masters and Grad Certificates	**	\$450.00		\$464.00	\$14.00	3.1%
45 EdTech PhD	**	\$564.00		\$581.00	\$17.00	3.0%
46 M.Ed., Specialist in Exec. Ed. Leadership	**	\$420.00		\$420.00	\$0.00	0.0%
47 Math Consulting Teacher Endorsement Cert.	**	\$225.00		\$225.00	\$0.00	0.0%
48 M.A. in Education, Literacy	**	\$375.00		\$375.00	\$0.00	0.0%
49 M.A. in Education, Bilingual / ENL Education	**	\$375.00		\$375.00	\$0.00	0.0%
50 Master of Athletic Leadership	**	\$360.00		\$378.00	\$18.00	5.0%
51 Master of Bilingual Ed/ESL: Canyon City	**	\$329.00		\$329.00	\$0.00	0.0%
52 Online Program Fees						
53 BS Imaging Sciences	**	\$395.00		\$395.00	\$0.00	0.0%
54 Grad. Cert. in Healthcare Simulation	**	\$600.00		\$600.00	\$0.00	0.0%
55 Master of Social Work Online	**	\$450.00		\$495.00	\$45.00	10.0%
56 Org. Perf. & Workplace Learn	**	\$450.00		\$450.00	\$0.00	0.0%
57 Cert. in Design Ethnography	**	\$497.00		\$497.00	\$0.00	0.0%
58 B.A., Multi-disciplinary Studies	**	\$340.00		\$350.00	\$10.00	2.9%
59 Bachelor of Applied Science	**	\$340.00		\$350.00	\$10.00	2.9%
60 B.B.A. Management	**	\$335.00		\$350.00	\$15.00	4.5%
61 Bachelor of Public Health	**	\$344.00		\$350.00	\$6.00	1.7%
62 Master of Accountancy	**	\$450.00		\$450.00	\$0.00	0.0%
63 Master of Respiratory Care	**	\$500.00		\$500.00	\$0.00	0.0%
64 Other Fees:						
65 Western Undergrad Exchange	**	\$3,662.00		\$3,846.00	\$184.00	5.0%
66 Tuition over 16 hours (overflow fee)	**	\$205.00		\$239.00	\$34.00	16.6%
67 In-service Fees/Cr Hr - Undergrad	**	\$114.00		\$114.00	\$0.00	n/a
68 In-service Fees/Cr Hr - Grad	**	\$143.00		\$143.00	\$0.00	n/a
69 New Student Orientation Fee	**	\$175.00		\$175.00	\$0.00	0.0%

BOISE STATE UNIVERSITY
Potential Student Fee Revenue Changes for FY 2019
Due to Enrollment and Fee Changes

Student Fees:	Projected HC/SCH Count		Potential Revenue Generated				Total Rev Chge	
	FY18	FY19	Changes due to Count		Fee Changes		Gen Educ	Local
			Gen Educ	Local	Gen Educ	Local		
Full-time Fees:								
1 Tuition (Unrestricted)	11,729	11,931	\$1,018,600		\$2,577,300		\$3,595,900	4,811,400
2 Technology Fee	11,729	11,931		46,600		167,000		213,600
3 Facilities Fees	11,729	11,931		255,400		1,133,400		1,388,800
4 Student Activity Fees	11,729	11,931		159,200		512,800		672,000
5 Total Full-time Fees			1,018,600	461,200	2,577,300	1,813,200	3,595,900	2,274,400
Part-time Credit Hour Fees:								
9 Education Fee	49,363	44,919	(\$912,300)		\$1,528,100		\$615,800	
10 Technology Fee	49,363	44,919		(42,700)		67,700		25,000
11 Facilities Fees	49,363	44,919		(234,200)		409,200		175,000
12 Student Activity Fees	49,363	44,919		(166,300)		16,300		(150,000)
13 Total Part-time Cr Hr Fees:			(912,300)	(443,200)	1,528,100	493,200	615,800	50,000
Summer Fees:								
16 Education Fee	27,190	25,831	(279,100)		\$878,800		\$599,700	
17 Technology Fee	27,190	25,831		(13,100)		39,000		25,900
18 Facilities Fees	27,190	25,831		(71,800)		235,300		163,700
19 Student Activity Fees	27,190	25,831		(60,900)		9,300		(41,600)
20 Total Summer Fees:			(279,100)	(135,600)	878,800	283,600	599,700	148,000
Other Student Fees:								
23 Graduate Fees:								
24 Full-time Grad/Prof	667	667	-		\$48,000		\$48,000	
25 Part-time Graduate/Hour	6,956	6,956	-		90,400		90,400	
26 Nonresident Tuition (in addition to resident)								
27 Nonres Tuition - full-time	1,032	982	(765,800)		752,200		(13,600)	
28 Nonres Fees - part-time	5,211	5,211	-		229,300		229,300	
29 Professional Fees:								
30 Undergrad. Nursing	288	288	-		-	145,700		145,700
31 Engineering Prog. (pch upper division)	9,520	9,520	-		-	-		-
32 Self-Support Program Fees:								
33 Bachelor Business / Accountancy: Twin Falls	717	673		(13,100)	-	-		(13,100)
34 Executive MBA	900	900		-	-	27,000		27,000
35 MBA Online	3,677	4,450			579,800		579,800	
36 Bachelor of Criminal Justice: Twin Falls	392	384		(2,200)	-	-		(2,200)
37 Master of Social Work: Twin Falls & N.I.	1,669	957		(284,800)	-	-		(284,800)
38 Bachelor of Social Work: Twin Falls	639	485		(42,400)	-	-		(42,400)
39 Graduate Certificate in Conflict Mgmt.	292	320			10,300		10,300	
40 Doctor of Nurse Practice (DNP)	319	338			14,300		14,300	
41 Adult Gerontology Nurse Practitioner (AGNP)	916	998			61,500		61,500	
42 B.S. in Nursing (RN to BSN)	6,982	7,446			155,400		111,700	
43 B.S. Respiratory Care (R.R.T. to B.S.)	4,127	4,200			21,900		21,900	
44 EdTech Masters and Grad Certificates	3,959	3,959			-	55,400		55,400
45 EdTech PhD	690	690			-	11,700		11,700
46 M.Ed., Specialist in Exec. Ed. Leadership	414	378		(15,100)	-	-		(15,100)
47 Math Consulting Teacher Endorsement Cert.	593	570		(5,200)	-	-		(5,200)
48 M.A. in Education, Literacy	354	323		(11,600)	-	-		(11,600)
49 M.A. in Education, Bilingual / ENL Education	381	595			80,300		80,300	
50 Master of Athletic Leadership	531	512		(6,800)	-	9,200		2,400
51 Master of Bilingual Ed/ESL: Canyon City	182	212			9,900		9,900	
52 Online Program Fees								
53 BS Imaging Sciences	940	1,167			89,700		89,700	
54 Grad. Cert. in Healthcare Simulation	126	135			5,400		5,400	
55 Master of Social Work Online	6,261	8,683			1,089,900		1,480,600	
56 Org. Perf. & Workplace Learn	1,900	1,932			14,400		14,400	
57 Cert. in Design Ethnography	17	34			8,400		8,400	
58 B.A., Multi-disciplinary Studies	872	1,200			11,500		123,500	
59 Bachelor of Applied Science	761	1,064			103,000		113,600	
60 B.B.A. Management	774	3,314			850,900		900,600	
61 Bachelor of Public Health	0	533			183,400		186,600	
62 Master of Accountancy	185	1,400			546,800		546,800	
63 Master of Respiratory Care	0	190			95,000		95,000	
64 Other Fees:								
65 Western Undergrad Exchge	1,659	1,659			-	305,300		305,300
66 Tuition over 16 hours (overflow fee)	3,670	3,670			-	124,800		124,800
67 In-service Fees/Cr Hr - Undergrad					-	-		-
68 In-service Fees/Cr Hr - Grad	920	920			-	-		-
69 New Student Orientation Fee	4,200	4,200			-	-		-
70 Total Other Student Fees								
71 Total Additional Student Fee Revenue								

IDAHO STATE UNIVERSITY

Changes to Student Fees for FY 2019
Annual Full-Time Fees and Part-Time Credit Hours Fees

IDAHO STATE UNIVERSITY

Potential Student Fee Revenue Changes for FY 19
Due to Enrollment and Fee Changes

Student Fees:	Bd Apprv	FY18 Fees	FY19 Initial Notice	Requested			Student Fees:	Projected HC/SCH Count	Potential Revenue Generated				Total Rev Chge		
				FY19 Fees	Change	% Chg.			FY18	FY19	Changes due to Count		Fee Changes		Gen Educ
Full-time Fees:															
1 Tuition	**	\$5,424.60	\$5,645.00	\$5,645.00	\$220.40	4.1%	1 Tuition	6,232	5,947	(\$1,546,000)		\$1,310,700		(\$235,300)	
2 Technology Fee	**	166.80	166.80	166.80	0.00	0.0%	2 Technology Fee	6,232	5,947	(47,500)		0		(\$47,500)	
3 Facilities Fees	**	510.00	510.00	510.00	0.00	0.0%	3 Facilities Fees	6,232	5,947	(145,400)		0		(\$145,400)	
4 Student Activity Fees	**	1,064.60	1,098.20	1,098.20	33.60	3.2%	4 Student Activity Fees	6,232	5,947	(303,400)		199,800		(\$103,600)	
5 Total Full-time Fees		\$7,166.00	\$7,420.00	\$7,420.00	\$254.00	3.5%	5 Total Full-time Fees			(\$1,546,000)	(\$496,300)	\$1,310,700	\$199,800	(235,300)	(296,500)
6							6								
Part-time Credit Hour Fees:							6 Part-time Credit Hour Fees:								
7 Education Fee	**	\$307.33	\$318.89	\$318.89	\$11.56	3.8%	7 Tuition	37,450	30,870	(\$2,022,200)		\$356,900		(\$1,665,300)	
8 Technology Fee	**	8.15	6.15	6.15	0.00	0.0%	8 Technology Fee	37,450	30,870	(40,500)		0		(\$40,500)	
9 Facilities Fees	**	0.00	0.00	0.00	0.00	0.0%	9 Facilities Fees	37,450	30,870	0		0		\$0	
10 Student Activity Fees	**	45.52	46.96	46.96	1.44	3.2%	10 Student Activity Fees	37,450	30,870	(299,500)		44,500		(\$255,000)	
11 Total Part-time Cr Hr Fees:		\$359.00	\$372.00	\$372.00	\$13.00	3.6%	11 Total Part-time Cr Hr Fees:			(\$2,022,200)	(\$340,000)	\$356,900	\$44,500	(1,665,300)	(295,500)
12							12								
Other Student Fees:							12 Other Student Fees:								
13 Graduate Fees:							13 Graduate Fees:								
14 Full-time Tuition/Fees	**	\$7,602.00	\$7,984.00	\$7,984.00	\$382.00	5.0%	14 Full-time Tuition/Fees	924	935	\$64,500	\$19,200	\$325,800	\$31,400	390,300	\$50,600
15 Full-time Grad Fee	**	\$1,326.00	\$1,392.00	\$1,392.00	\$66.00	5.0%	15 Full-time Grad Fee	924	935	\$14,600		\$61,700		76,300	\$0
16 Part-time Tuition/Fees	**	\$380.00	\$400.00	\$400.00	\$20.00	5.3%	16 Part-time Tuition/Fees	6,012	6,078	21,700	3,400	112,800	8,800	134,500	\$12,200
17 Part-time Grad Fee	**	\$67.00	\$70.00	\$70.00	\$3.00	4.5%	17 Part-time Grad Fee	6,012	6,078	4,400		18,200		22,600	\$0
18 Nonresident Tuition:							18 Nonresident Tuition:								
19 Full-time Nonres Tuition	**	\$14,776.00	\$15,520.00	\$15,520.00	\$744.00	5.0%	19 Full-time Nonres Tuition	1,116	771	(2,548,900)		\$286,800		(2,262,100)	\$0
20 Part-time Nonres Tuition	**	240.00	252.00	252.00	12.00	5.0%	20 Part-time Nonres Tuition	1,500	1,176	(77,800)		14,100		(63,700)	\$0
21 Professional Fees:							21 Professional Fees:								
22 PharmD - Resident	**	\$10,734.00	\$11,156.00	\$11,156.00	\$422.00	3.9%	22 PharmD - Resident	278	273	(53,700)		115,200		\$61,500	
23 PharmD - Nonres	**	\$14,940.00	\$15,362.00	\$15,362.00	\$422.00	2.8%	23 PharmD - Nonres	40	61	313,700		25,700		\$339,400	
24 Phys Therapy - Resident	**	\$4,320.00	\$4,500.00	\$4,500.00	\$180.00	4.2%	24 Phys Therapy - Resident	58	36	(95,000)		6,500		(\$88,500)	
25 Phys Therapy - Nonres	**	\$9,720.00	\$9,720.00	\$9,720.00	\$0.00	0.0%	25 Phys Therapy - Nonres	11	8	(29,200)		0		(\$29,200)	
26 Occu Therapy - Resident	**	\$3,384.00	\$3,585.00	\$3,585.00	\$201.00	5.9%	26 Occu Therapy - Resident	34	24	(33,800)		4,800		(\$29,000)	
27 Occu Therapy - Nonres	**	\$7,986.00	\$7,986.00	\$7,986.00	\$0.00	0.0%	27 Occu Therapy - Nonres	6	5	(8,000)		0		(\$8,000)	
28 Physician Assistant - Resident	**	\$20,340.00	\$20,565.00	\$20,565.00	\$225.00	1.1%	28 Physician Assistant - Resident	95	71	(488,200)		16,000		(\$472,200)	
29 Physician Assistant - Nonres	**	\$20,625.00	\$20,625.00	\$20,625.00	\$0.00	0.0%	29 Physician Assistant - Nonres	19	44	515,600		0		\$515,600	
30 Nursing-BSN	**	\$1,780.00	\$1,870.00	\$1,870.00	\$90.00	5.1%	30 Nursing-BSN	195	204	16,000		18,400		\$34,400	
31 Nursing-MSN	**	\$2,150.00	\$2,268.00	\$2,268.00	\$108.00	5.0%	31 Nursing-MSN	5	5	0		500		\$500	
32 Nursing-PND	**	\$2,170.00	\$2,268.00	\$2,268.00	\$98.00	4.5%	32 Nursing-PND	14	14	0		1,400		\$1,400	
33 Nursing-DNP	**	\$3,880.00	\$4,074.00	\$4,074.00	\$194.00	5.0%	33 Nursing-DNP	44	53	34,900		10,300		\$45,200	
34 Speech Language Path MS (Cr Hr)	**	\$65.00	\$68.00	\$68.00	\$3.00	4.6%	34 Speech Language Path MS (Cr Hr)	1,728	1,723	(300)		5,200		\$4,900	
35 Speech Language Online PreProf (Cr Hr)	**	\$255.00	\$262.00	\$262.00	\$7.00	2.7%	35 Speech Language Online PreProf (Cr Hr)	2,513	1,609	(230,500)		11,300		(\$219,200)	
36 Speech Language Online MS (Cr Hr)	**	\$480.00	\$490.00	\$490.00	\$10.00	2.1%	36 Speech Language Online MS (Cr Hr)	815	780	(16,800)		7,800		(\$9,000)	
37 Audiology AuD (Cr Hr)	**	\$65.00	\$68.00	\$68.00	\$3.00	4.6%	37 Audiology AuD (Cr Hr)	844	874	2,000		2,600		\$4,600	
38 Dental Hygiene BS (Junior/Senior)	**	\$2,180.00	\$2,266.00	\$2,266.00	\$86.00	3.9%	38 Dental Hygiene BS (Junior/Senior)	51	55	8,700		4,700		\$13,400	
39 Dental Hygiene MS-Didactic (Cr Hr)	**	\$150.00	\$155.00	\$155.00	\$5.00	3.3%	39 Dental Hygiene MS-Didactic (Cr Hr)	105	87	(2,700)		400		(\$2,300)	
40 Dental Hygiene MS-Clinical (Cr Hr)	**	\$349.00	\$349.00	\$349.00	\$0.00	0.0%	40 Dental Hygiene MS-Clinical (Cr Hr)	0	0	0		0		\$0	
41 Dental Hygiene MS-Thesis (Cr Hr)	**	\$260.00	\$268.00	\$268.00	\$8.00	3.1%	41 Dental Hygiene MS-Thesis (Cr Hr)	62	42	(5,200)		300		(\$4,900)	
42 Counseling-Graduate	**	\$1,098.00	\$1,110.00	\$1,110.00	\$12.00	1.1%	42 Counseling-Graduate	73	75	2,200		900		\$3,100	
43 Radiographic Science	**	\$830.00	\$850.00	\$850.00	\$20.00	2.4%	43 Radiographic Science	47	44	(2,500)		900		(\$1,600)	
44 Clinical Lab Science	**	\$1,420.00	\$1,436.00	\$1,436.00	\$16.00	1.1%	44 Clinical Lab Science	59	54	(7,100)		900		(\$6,200)	
45 Paramedic Science	**	\$1,468.00	\$1,468.00	\$1,468.00	\$0.00	0.0%	45 Paramedic Science	24	27	4,400		0		\$4,400	
46 Dietetics	**	\$2,900.00	\$2,900.00	\$2,900.00	\$0.00	0.0%	46 Dietetics	18	18	0		0		\$0	
47 Social Work BA	**	\$250.00	\$250.00	\$250.00	\$0.00	0.0%	47 Social Work BA	58	49	(2,300)		0		(\$2,300)	
48 Social Work MS	**	\$400.00	\$400.00	\$400.00	\$0.00	0.0%	48 Social Work MS	0	25	10,000		0		\$10,000	
49 Athletic Training MS	**	\$1,500.00	\$1,500.00	\$1,500.00	\$0.00	0.0%	49 Athletic Training MS	8	15	10,500		0		\$10,500	
50 Idaho Dental Education (IDEP)	**	\$27,260.00	\$29,311.00	\$29,311.00	\$2,051.00	7.5%	50 Idaho Dental Education (IDEP)	8	8	0		16,400		\$16,400	
51 Other Fees:							51 Other Fees:								
52 Western Undergrad Exchge	**	\$3,583.00	\$3,710.00	\$3,710.00	\$127.00	3.5%	52 Western Undergrad Exchge	130	147	60,900		18,700		79,600	\$0
53 In-service Fees/Cr Hr - Undergrad	**	\$114.00	\$119.00	\$119.00	\$5.00	4.4%	53 In-service Fees/Cr Hr - Undergrad	0	0	0		0		\$0	
54 In-service Fees/Cr Hr - Grad	**	\$143.00	\$149.00	\$149.00	\$6.00	4.2%	54 In-service Fees/Cr Hr - Grad	550	273	(39,600)		1,600		(38,000)	\$0
55 OPF - Community Paramedic Certific	**	\$3,300.00	\$3,300.00	\$3,300.00	\$0.00	0.0%	55 OPF - Community Paramedic Certific	20	16	(13,200)		0		(\$13,200)	
56 New Student Orientation Fee	**	\$100.00	\$100.00	\$100.00	\$0.00	0.0%	56 New Student Orientation Fee	2,100	2,150	5,000		0		\$5,000	
57							57								
58 Total Other Student Fees							58 Total Other Student Fees			(\$2,500,200)	(\$42,900)	\$839,700	\$290,400	(\$1,660,500)	\$247,500
59							59								
60 Total Additional Student Fee Revenue							60 Total Additional Student Fee Revenue			(\$6,068,400)	(\$879,200)	\$2,507,300	\$534,700	(\$3,561,100)	(\$344,500)
61							61								
62							62								

The Full-time fee & Part-time credit hour fee are effective Fall Semester 2018.
Summer session fees are at the Part-time fee rate - effective Summer 2019.

The schedule of "Potential Student Fee Revenue Changes for FY 19" is a calculation of the potential revenue to be derived from the fee increases being proposed as well as the impact of the change in the number of students paying (net of waivers and discounts, refunds, etc.) those individual fees. The numbers of student payments is reflected in the "HC/SCH Count" columns. FY18 is the current year base budget while FY19 is a reflection of the anticipated FY18 actual.

The Full-time fee & Part-time credit hour fee are effective Fall Semester 2018.
Summer session fees are at the Part-time fee rate - effective Summer 2019.

LEWIS-CLARK STATE COLLEGE
Changes to Student Fees for FY 2019
Annual Full-Time Fees and Part-Time Credit Hours Fees

LEWIS-CLARK STATE COLLEGE
Potential Student Fee Revenue Changes for FY 2018
Due to Enrollment and Fee Changes

Bd Appv	FY18 Fees	FY19 Initial Notice	Requested			
			FY19 Fees	Change	% Chg.	
Student Fees:						
Full-time Fees:						
1	Tuition	\$5,278.00	\$5,502.00	\$5,502.00	\$224.00	4.2%
2	Technology Fee	70.00	130.00	130.00	60.00	85.7%
3	Facilities Fees	155.00	155.00	155.00	0.00	0.0%
4	Student Activity Fees (Note A)	831.00	831.00	831.00	0.00	0.0%
5	Total Full-time Fees	\$6,334.00	\$6,618.00	\$6,618.00	\$284.00	4.5%
6	Part-time Credit Hour Fees:					
7	Tuition	\$283.75	\$294.75	\$294.75	\$11.00	3.9%
8	Technology Fee	4.25	7.25	7.25	3.00	70.6%
9	Facilities Fees	5.00	5.00	5.00	0.00	0.0%
10	Student Activity Fees (Note A)	31.00	31.00	31.00	0.00	0.0%
11	Total Part-time Cr Hr Fees	\$324.00	\$338.00	\$338.00	\$14.00	4.3%
12	Summer Fees: (eff. Summer 2018)					
13	Tuition	\$210.75	\$219.25	\$219.25	\$8.50	4.0%
14	Technology Fee	4.25	7.25	7.25	3.00	70.6%
15	Facilities Fees	5.00	5.00	5.00	0.00	0.0%
16	Student Activity Fees (Note A)	104.00	106.50	106.50	2.50	2.4%
17	Total Summer Cr Hr Fees	\$324.00	\$338.00	\$338.00	\$14.00	4.3%
18	Other Student Fees:					
19	Nonresident Tuition:					
20	Nonres Tuition	\$12,076.00	\$12,618.00	\$12,618.00	\$542.00	4.5%
21	Nonres Tuition-Asotin County	\$3,708.00	\$3,874.00	\$3,874.00	\$166.00	4.5%
22	Professional Fees:					
23	None					
24	Other Fees:					
25	Western Undergrad Exchge	\$3,167.00	\$3,309.00	\$3,310.00	\$143.00	4.5%
26	In-service Fees/Cr Hr - Undergrad	\$114.00	\$122.00	\$122.00	\$8.00	7.0%
27	Overload (20 cr. or more)	\$324.00	\$338.00	\$338.00	\$14.00	4.3%
28						
29						
30						
31						
32						
33						
34						
35						
36						
37						
38						
39						
40						
41						
42						
43						
44						

Student Fees:	Projected HC/SCH Count	Potential Revenue Generated				Total Rev Chge	
		FY18	FY19	Changes due to Count	Fee Changes	Gen Educ	Local
Full-time Fees:							
1	Tuition	2,040	2,002	(\$200,600)	\$448,400	120,100	\$247,800
2	Technology Fee	2,040	2,002	(2,700)		0	\$117,400
3	Facilities Fees	2,040	2,002	(5,900)		0	(\$5,900)
4	Student Activity Fees	2,040	2,002	(31,600)		0	(\$31,600)
5	Total Full-time Fees			(\$200,600)	(\$40,200)	\$448,400	\$120,100
6							
7							
8							
9							
10							
11							
12							
13							
14							
15							
16							
17							
18							
19							
20							
21							
22							
23							
24							
25							
26							
27							
28							
29							
30							
31							
32							
33							
34							
35							
36							
37							
38							
39							
40							
41							
42							
43							
44							

Full- & part-time fees are effective Fall Semester 2018. Summer fees are effective Summer 2019.

Full- & part-time fees are effective Fall Semester 2018. Summer fees are effective Summer 2019.

(1) FY18 summer tuition was offered at a discounted rate, the FY19 projected tuition increase reflects the non-discounted rate.

UNIVERSITY OF IDAHO
Changes to Student Fees for FY 2019
Annual Full-Time Fees and Part-Time Credit Hours Fees

WORK SESSION JUNE 20, 2018

UNIVERSITY OF IDAHO
Potential Student Fee Revenue Changes for FY 2019
Due to Enrollment and Fee Changes

ATTACHMENT 11

Student Fees:	Bd Appv	FY18 Fees	FY19 Initial Notice	Requested		
				FY19 Fees	Change	% Chg.
Full-Time Fees:						
1 Tuition	**	\$ 5,444.36	\$ 6,002.44	\$ 5,778.44	\$334.08	6.1%
3 Technology Fee	**	165.40	165.40	165.40	0.00	0.0%
4 Facilities Fees	**	791.62	791.62	791.62	0.00	0.0%
5 Student Activity Fees	**	1,086.62	1,128.54	1,128.54	41.92	3.9%
6 Total Full-Time Fees (See Note A)		7,488.00	8,088.00	7,864.00	376.00	5.0%
Part-time Credit Hour Fees:						
9 Undergraduate Tuition	**	\$ 328.50	\$ 358.50	\$ 347.50	\$19.00	5.8%
10 Undergraduate Fees	**	45.50	45.50	45.50	0.00	0.0%
11 Total Part-time Cr Hr Fees: *		\$374.00	\$404.00	\$393.00	\$19.00	5.1%
Other Student Fees:						
14 Academic Year Graduate Fees:						
15 Full-Time Tuition	**	\$ 5,444.36	\$ 6,002.44	\$ 5,778.44	\$334.08	6.1%
16 Full-Time Grad Fee	**	1,376.00	1,488.00	1,488.00	\$112.00	8.1%
17 Full-Time Other Fees	**	2,043.64	2,085.56	2,085.56	41.92	2.1%
18 Part-Time Tuition	**	\$ 370.50	\$ 403.50	\$ 391.50	\$21.00	5.7%
19 Part-Time Grad Fee	**	76.00	83.00	83.00	\$7.00	9.2%
20 Part-Time Other Fees	**	45.50	45.50	45.50	0.00	0.0%
21 Nonresident Tuition (See Notes A & B)						
22 Full-Time Tuition (UG & GR)	**	\$16,324.00	\$17,638.00	\$17,636.00	\$1,312.00	8.0%
23 Part-Time Undergrad Tuition	**	817.00	882.00	882.00	\$65.00	8.0%
24 Part-Time Grad Tuition	**	907.00	980.00	979.00	\$72.00	7.9%
25 Other Fees:						
26 Overload Fee (>20 credits)	**	\$ 328.50	\$ 358.50	\$ 347.50	\$19.00	5.8%
27 Western Undergrad Exchge	**	3,744.00	4,044.00	3,932.00	\$188.00	5.0%
28 In-service Fees/Cr Hr - UG	**	\$114.00	\$122.00	\$122.00	\$8.00	7.0%
29 In-service Fees/Cr Hr - UG Sr	**	\$114.00	\$122.00	\$122.00	\$8.00	7.0%
30 In-service Fees/Cr Hr - Grad	**	\$143.00	\$155.00	\$155.00	\$12.00	8.4%
31 In-service Fees/Cr Hr - Grad *	**	\$143.00	\$155.00	\$155.00	\$12.00	8.4%
32 Professional Fees:						
33 Law College FT	**	\$10,884.00	\$11,634.00	\$11,634.00	\$750.00	6.9%
34 Law College PT	**	605.00	646.00	646.00	\$41.00	6.8%
35 Law College PT Summer	**	605.00	646.00	646.00	\$41.00	6.8%
36 Art & Architecture FT UG & G	**	\$ 1,302.00	\$ 1,302.00	\$ 1,302.00	\$0.00	0.0%
37 Art & Architecture PT Undergr	**	65.00	65.00	65.00	\$0.00	0.0%
38 Art & Architecture PT Summe	**	65.00	65.00	65.00	\$0.00	0.0%
39 Art & Architecture PT Grad	**	72.00	72.00	72.00	\$0.00	0.0%
40 Art & Architecture PT Summe	**	72.00	72.00	72.00	\$0.00	0.0%
41 Summer Session (2016)						
42 Part-Time Undergrad Tuition	**	\$ 328.50	\$ 358.50	\$ 347.50	\$19.00	5.8%
43 Part-Time Grad Tuition	**	370.50	403.50	391.50	\$21.00	5.7%
44 Part-Time Grad Fee	**	76.00	83.00	83.00	\$7.00	9.2%
45 Part-Time Other Fees (UG & GR)	**	45.50	45.50	45.50	0.00	0.0%
46 Self-Support Program Fees:						
47 Executive MBA (2 years)	**	\$44,100.00	\$44,100.00	\$44,100.00	\$0.00	0.0%
48 Professional Practices Doctorate (3 y	**	30,000.00	30,000.00	30,000.00	0.00	0.0%
49 Masters of Science Athletic Training (1	**	22,434.00	22,434.00	22,434.00	0.00	0.0%
50 Doctorate Athletic Training (1 yr)	**	19,941.00	19,941.00	19,941.00	0.00	0.0%
51 MOSS Environmental Ed Gra	**	15,656.00	16,282.00	16,282.00	626.00	4.0%
52 MOSS MNR Env Ed/Sci Com	**	19,804.00	20,596.00	20,596.00	792.00	4.0%
53 Doctorate Higher Ed Leadership (4 yr	**	36,000.00	36,000.00	36,000.00	0.00	0.0%
54 New Student Orientation (See Note C)	**	\$100.00	\$100.00	\$100.00	0.00	0.0%

Note A: The university is requesting a total package for non-resident undergraduate students of \$25,726 per academic year. Therefore if the resident tuition and fee package is approved at lower than \$7,940 the non-resident fee will be increased to maintain the \$25,726 total package.

Note B: The university charges a separate one-time \$100 fee charged only to first time undergraduate students.

63
64

Student Fees:	Projected HC/SCH Count	Potential Revenue Generated				Total Rev Chge	
		FY18	FY19	Changes due to Count	Fee Changes	Gen Educ	Local
Full-Time Fees:							
1 Tuition	6,671	6,575	(\$25,900)	\$2,196,400			\$1,670,500
3 Technology Fee	6,671	6,575	(16,000)		0		(\$16,000)
4 Facilities Fees	6,671	6,575	(76,500)		0		(\$76,500)
5 Student Activity Fees	6,671	6,575	(105,000)		275,600		\$170,600
6 Total Full-time Fees			(\$525,900)	\$2,196,400	\$275,600		1,670,500
Part-time Credit Hour Fees:							
9 Undergraduate Tuition	4,255	5,105	\$279,100	\$97,000	\$0		\$376,100
10 Undergraduate Fees				38,700	0		\$38,700
11 Total Part-time Cr Hr Fees:			\$279,100	\$38,700	\$97,000	\$0	376,100
Other Student Fees:							
14 Academic Year Graduate Fees:							
15 Full-Time Tuition	770	808	\$205,700	\$269,900			\$475,600
16 Full-Time Grad Fee	770	808	52,000	90,500			\$142,500
17 Full-Time Other Fees	770	808		77,200	33,900		\$0
18 Part-Time Tuition	3,708	4,144	161,400	87,000			\$248,400
19 Part-Time Grad Fee	3,708	4,144	33,100	29,000			\$62,100
20 Part-Time Other Fees	3,708	4,144		19,800	0		\$0
21 Nonresident Tuition							\$19,800
22 Full-Time Tuition (UG & GR)	1,326	1,093	(\$3,799,200)	\$1,434,000			(\$2,365,200)
23 Part-Time Undergrad Tuition	652	733	65,900	47,600			\$113,500
24 Part-Time Grad Tuition	820	1,109	262,000	79,800			\$341,800
25 Other Fees:							
26 Overload Fee (>20 credits)	103	76	(\$9,000)	\$1,400			(\$7,600)
27 Western Undergrad Exchge	489	629	524,200	118,300			\$642,500
28 In-service Fees/Cr Hr - UG	17	32	1,700	300			\$2,000
29 In-service Fees/Cr Hr - UG Summe	7	2	(600)	0			(\$600)
30 In-service Fees/Cr Hr - Grad	915	924	1,300	11,100			\$12,400
31 In-service Fees/Cr Hr - Grad Summ	649	528	(17,300)	6,300			(\$11,000)
32 Professional Fees:							
33 Law College FT	281	294		\$141,500		\$220,500	\$0
34 Law College PT	32	78		27,800		3,200	\$0
35 Law College PT Summer	291	326		21,200		13,400	\$0
36 Art & Architecture FT UG & GR	524	510	(18,800)		0		\$0
37 Art & Architecture PT Undergrad	209	197	(800)		0		(\$800)
38 Art & Architecture PT Summer UG	377	390		800		0	\$0
39 Art & Architecture PT Grad	69	42	(1,900)		0		\$0
40 Art & Architecture PT Summer GR	125	119	(400)		0		(\$400)
41 Summer Session:							
42 Part-Time Undergrad Tuition	9,584	8,359	(\$402,400)	\$158,800			(\$243,600)
43 Part-Time Grad Tuition	2,605	2,656	18,900	55,800			\$74,700
44 Part-Time Grad Fee	2,605	2,656	3,900	18,600			\$22,500
45 Part-Time Other Fees (UG & GR)	12,189	11,015		(53,400)		0	(\$53,400)
46 Total Other Student Fees			(\$2,898,400)	\$213,000	\$2,408,400	\$271,000	(\$490,000)
47 Total Additional Student Fee Revenue			(\$3,145,200)	\$54,200	\$4,701,800	\$546,600	\$1,556,600
				G.E. Summary			
				\$1,556,600			
				\$143,600			
Total Revenue Increase/(Decrease)				\$1,700,200			
Less Summer 2018 and Distributed				(35,100)			
				\$1,665,100			
Central Academic Year (FY18)							
Plus Summer 2017 and Other/Misc							
Total Central Tuition Revenue over FY17 Bud.							

The count figures indicate changes between FY18 budget and FY19 projections and therefore take into consideration the impact of FY18 actuals as well as anticipated changes for FY19. The revenues shown under Changes Due to Count and Fee Changes reflect net revenues.