

**WORK SESSION
MAY 15, 2023**

TAB	DESCRIPTION	ACTION
A	BAHR – FY 2024 TUITION AND FEES	Action Item

BUSINESS AFFAIRS AND HUMAN RESOURCES
MAY 15, 2023

COLLEGE AND UNIVERSITIES

SUBJECT

FY 2024 Student Tuition and Fee Rates (Academic Year 2023-2024)

REFERENCE

December 2014	Board approved second reading for V.R. Policies regarding online program fees, clarifying the Technology Fee, adding Dual Credit and Summer Bridge Program fees, and revising special course fees.
December 2015	Board approved second reading for V.R. Policies regarding in-service teacher fees, clarifying online program fees, and adding Independent Study in Idaho fee.
April 2016	Board approved second reading for V.R. Policies eliminating requirement to obtain professional licensure prior to practicing a given profession as a prerequisite for establishing a professional fee for an academic professional program.
February 2020	Board approved updated list of peer institutions for University of Idaho, Boise State University, Idaho State University and Lewis-Clark State College.
April 16, 2020	Board approved FY 2021 Student Tuition and Fee Rates including waiver of Board Policy III.Y. on campus dual credit fee requirement.
April 2021	Board approved second reading for Board Policy V.R. Policies regarding transparency and simplicity of tuition and fee structure.
May 17, 2021	Board approved FY 2022 Student Tuition and Fee Rates including waiver of Board Policy III.Y. on campus dual credit fee requirement.
February 2022	Board approved second reading for Board Policy V.R. Policies regarding transparency and simplicity of tuition and fee structure including an opt-out portion of fees.

APPLICABLE STATUTE, RULE, OR POLICY

Idaho State Board of Education Governing Policies and Procedures, Sections III.Y. and V.R. Idaho Code § 33-3717A

BACKGROUND/DISCUSSION

Board Policy V.R. defines fees, the process to change fees, and establishes the approval level required for the various student fees (Chief Executive Officer or the Board). The policy provides in part:

“The Board may consider factors such as how tuition and fees compare to tuition and fees at peer institutions, how percent increases compared to inflationary factors, how tuition and fees are represented as a percent of per

BUSINESS AFFAIRS AND HUMAN RESOURCES
MAY 15, 2023

capita income and/or household income, and what share students pay of their education costs. Other criteria may be evaluated as is deemed appropriate.”

Per board policy, Boise State University (BSU), Idaho State University (ISU), University of Idaho (UI), and Lewis-Clark State College (LCSC) notified students of proposed fee increases and conducted public hearings. Their respective presidents are now recommending to the Board student tuition and fee rates for FY 2024.

Reference Documents

Attachment 1 displays information showing the decline in the percentage of the General Fund allocated to the College and Universities over the last 24 years compared to other state budgeted programs.

Attachment 2 shows the percentage of total appropriation for General Fund, Higher Education Stabilization Funds (HESF), endowment funds, and tuition and fees since 1980.

Attachment 3 compares the WICHE average tuition and fees by Carnegie classification to the Idaho institutions for fiscal years 2022-23, 2021-22, 2017-18 and 2012-13 for undergraduate/graduate and resident/nonresident students.

Attachment 4 shows a summary of FY 2024 annual requested tuition and fees.

Staff has prepared charts similar to those included in each institution’s tab by aggregating the data for the 4-year institutions. The charts are described below:

Attachment 5 – Cost of Attending College vs. Per Capita Income

The purpose of this chart is to show the increasing cost to attend college (student fees, books and supplies, room and board, personal expenses, and transportation) compared to the per capita income from 2012 to 2023. Each institution has a chart showing similar information. The “cost” of attendance reflects full tuition and fees, which differs from the actual “price” of attendance which would reflect cost net of tuition discounts through financial aid and scholarships.

The average cost to attend Idaho’s 4-year institutions has grown from \$17,894 in 2012 to \$22,478 in 2022, or 25.6%, while the Idaho per capita income has increased from \$35,199 to \$53,737, or 52.7%. The increases in the cost to attend college from 2012 to 2022 are as follows:

Tuition and Fees	39%
Books and Supplies	-8%
Room and Board	48%
Personal and Transportation *	<u>-13%</u>
Total Cost to Attend	26%

BUSINESS AFFAIRS AND HUMAN RESOURCES
MAY 15, 2023

* Boise State University moved some personal and transportation costs to room and board in FY 2017.

Attachment 6: Cost to Deliver College

The purpose of this chart is to show the costs to deliver college to resident undergraduate students, changes in student enrollment, and cost per student full time equivalent (FTE.) The increases in the cost to deliver college (by major expenditure functional categories) from 2012 to 2022 are as follows:

Instruction	14%
Academic Support	55%
Student Services	31%
Library Services	2%
Athletics and Auxiliaries	17%
Plant and Depreciation	17%
Institutional Support	68%
Financial Aid	<u>103%</u>
Total Increase in Cost to Deliver College	26%

At the same time, student FTE (horizontal red line page 14) has decreased by 10.4%. Short-term fluctuations in FTE will result in fluctuations in the cost per FTE as the former is the denominator of the calculation. Put in constant dollars, the 10-year changes (blue line) are shown below.

	Cost of Instruction	Student FTE
BSU	11%	8.0%
ISU	-8%	-21.2%
UI	-13%	-25.9%
LCSC	-5%	-18.8%

Below is a history of the increases to the Cost to Deliver College for the last five years.

	BSU	ISU	UI	LCSC
FY 2022	3.0%	5.0%	3.0%	-2.0%
FY 2021	0.0%	0.0%	-10.0%	1.0%
FY 2020	1.0%	5.0%	8.0%	-1.0%
FY 2019	0.0%	0.0%	6.0%	4.0%
FY 2018	2.0%	5.0%	6.0%	1.0%

BUSINESS AFFAIRS AND HUMAN RESOURCES
MAY 15, 2023

Attachment 7: Resident Tuition and Fees, Consumer Price Index (CPI), Per Capita Income, and Average Annual Wage

The purpose of this chart is to show the annual percentage increase from 2010 to 2022 for resident tuition and fees, CPI, Idaho Per Capita Income, and Idaho Average Annual Wage. As the chart indicates, historically, when per capita income and annual wages have increased at a higher rate than the previous year, fees have correspondingly increased at a lesser rate. The opposite is also true, when income and wages have increased at a slower rate than the previous year, fees have correspondingly increased at a faster rate.

Attachment 8: Average CU Full-time Resident Fees as a % of Per Capita Income
The purpose of this chart is to show the percentage the sticker price for Idaho resident students is to the Idaho per capita income. The rate has grown from 5.1% in 1981 to 14.5% in 2022.

Attachment 9: Percentage of CU Total Appropriation by Source
The purpose of this chart is to show the percentage of the total appropriation for the College and Universities from state General Fund, Student Fees, and Endowment funds. The impact of two consecutive years of holding tuition flat is demonstrable.

Attachment 10: Tuition/Fee Waivers and Discounts
The purpose of this report is to show the dollar value of tuition and fee waivers granted by each institution along with the Board policy section authorizing each type of waiver. The report also includes discounted fees that are used in lieu of tuition such as staff, spouse, dependent, and senior citizen fees, which are not waivers.

The chart shows the amount of discounts and waivers as a percentage of gross student fees.

Institution Fee Proposals

The detailed fee proposals for each institution are contained in separate tabs (LCSC, UI, BSU and ISU), and each section includes the following:

- Narrative justification of the fee increase request and planned uses of the additional revenue.
- Schedule detailing the tuition and fee changes.
- Schedule displaying a 4-year history of Board-approved fees and the FY 2024 requested fees.
- The same charts as found on pages 13-15 (and described above) at a disaggregated, institution specific level:
 - Chart: Cost of Attending College vs. Per Capita Income
 - Chart: Cost to Deliver College and Cost to Deliver Per Student FTE

BUSINESS AFFAIRS AND HUMAN RESOURCES
MAY 15, 2023

- Chart: Annual % Increase for Fees, CPI, Per Capita Income, and Average Wage
- Chart showing comparison of institution tuition and fees to peer averages with and without aspirational peers. National data was not available at time of agenda preparation, so these charts are similar to previous year.

IMPACT

Full-time resident tuition and fee increases being requested by the institutions for FY 2024 (academic year 2023-2024) are as follows (in the order they will be presented):

	<u>FY23</u>	<u>FY24</u>	<u>% Inc.</u>
University of Idaho	\$8,396	\$8,816	5.0%
Boise State University	\$8,364	\$8,782	5.0%
Idaho State University	\$7,958	\$8,356	5.0%
Lewis-Clark State College	\$6,996	\$7,388	5.6%

STAFF COMMENTS

For the past three years, the presidents of Idaho’s four-year higher education institutions committed to not seek tuition increases for resident undergraduate students. Last year, each institution did request an increase to its Consolidated Mandatory Fee. This year the institutions were directed to provide as much information possible to the Board to support their FY 2024 tuition and fee requests. Board staff did not provide a general template for use in developing tuition and fee requests.

In addition to setting the FY 2024 annual undergraduate resident and nonresident tuition rates, the proposed Board action includes approval by the Board of all other tuition and fees set forth in the institutions’ tuition and fees worksheets. This may include the increase of professional, self-support, and/or online program fees previously set by the Board.

BOARD ACTION

See following pages

BUSINESS AFFAIRS AND HUMAN RESOURCES
MAY 15, 2023

UNIVERSITY OF IDAHO:

I move to approve the FY 2024 annual undergraduate full-time resident tuition at University of Idaho in the amount of _____, the consolidated mandatory fee in the amount of _____, and the annual undergraduate full-time nonresident tuition and fees in the amount of _____.

Moved by _____ Seconded by _____ Carried Yes _____ No _____

AND

I move to approve all other fees set forth in the FY 2024 University of Idaho tuition and fees worksheet as reported in Attachment _____.

Moved by _____ Seconded by _____ Carried Yes _____ No _____

BOISE STATE UNIVERSITY:

I move to approve the FY 2024 annual undergraduate full-time resident tuition at Boise State University in the amount of _____, the consolidated mandatory fee in the amount of _____, and the annual undergraduate full-time nonresident tuition and fees in the amount of _____.

Moved by _____ Seconded by _____ Carried Yes _____ No _____

AND

I move to approve all other fees set forth in the FY 2024 Boise State University tuition and fees worksheet as reported in Attachment _____.

Moved by _____ Seconded by _____ Carried Yes _____ No _____

BUSINESS AFFAIRS AND HUMAN RESOURCES
MAY 15, 2023

IDAHO STATE UNIVERSITY:

I move to approve the FY 2024 annual undergraduate full-time resident tuition at Idaho State University in the amount of _____, the consolidated mandatory fee in the amount of _____, and the annual undergraduate full-time nonresident tuition and fees in the amount of _____.

Moved by _____ Seconded by _____ Carried Yes _____ No _____

AND

I move to approve all other fees set forth in the FY 2024 Idaho State University tuition and fees worksheet as reported in Attachment _____.

Moved by _____ Seconded by _____ Carried Yes _____ No _____

LEWIS-CLARK STATE COLLEGE:

I move to approve the FY 2024 annual undergraduate full-time resident tuition at Lewis-Clark State College in the amount of _____, the consolidated mandatory fee in the amount of _____, and the annual undergraduate full-time nonresident tuition and fees in the amount of _____.

Moved by _____ Seconded by _____ Carried Yes _____ No _____

AND

I move to approve all other fees set forth in the FY 2024 Lewis-Clark State College tuition and fees worksheet as reported in Attachment _____.

Moved by _____ Seconded by _____ Carried Yes _____ No _____

BUSINESS AFFAIRS AND HUMAN RESOURCES
MAY 15, 2023

Dual Credit Fee

I move to set the statewide dual credit fee at \$75 per credit for courses delivered through a secondary school, including courses taught online using instructional staff hired by the high school or the Idaho Digital Learning Academy, for fiscal year 2024.

Moved by _____ Seconded by _____ Carried Yes _____ No _____

Transcript Fee

I move to set the statewide transcript fee at \$10 per credit for fiscal year 2024 for students enrolled in a qualified Workforce Training course where the student elects to receive credit.

Moved by _____ Seconded by _____ Carried Yes _____ No _____

Summer Bridge Program Fee

I move to set the statewide summer bridge program fee at \$65 per credit for fiscal year 2024 for students admitted into a summer bridge program at an institution the summer immediately following graduation from high school and enrolling in pre-determined college-level courses at the same institution the fall semester of the same year.

Moved by _____ Seconded by _____ Carried Yes _____ No _____

Twenty-Two Year History of General Fund

Original Appropriations: FY 2002 to FY 2023

Millions of Dollars

Fiscal Year	Public Schools	College & Universities	All Other Education	Total Education	Health & Welfare	Adult & Juv Corrections	All Other Agencies	Total Gen Fund
2024	\$2,698.8	\$353.9	\$294.6	\$3,347.4	\$1,070.6	\$370.3	\$392.6	\$5,181.0
2023	\$2,318.1	\$338.1	\$249.5	\$2,905.7	\$1,024.5	\$345.4	\$348.8	\$4,624.5
2022	\$2,060.1	\$313.1	\$240.3	\$2,613.5	\$963.0	\$414.8	\$231.4	\$4,222.6
2021	\$1,985.5	\$307.1	\$228.1	\$2,520.7	\$901.9	\$323.6	\$316.0	\$4,062.1
2020	\$1,898.4	\$306.0	\$222.6	\$2,427.1	\$865.3	\$292.7	\$325.3	\$3,910.4
2019	\$1,785.3	\$295.8	\$214.3	\$2,295.3	\$765.2	\$282.5	\$309.6	\$3,652.7
2018	\$1,685.3	\$287.1	\$198.9	\$2,171.2	\$706.1	\$262.1	\$311.1	\$3,450.6
2017	\$1,584.7	\$279.5	\$187.5	\$2,051.7	\$677.1	\$256.2	\$288.0	\$3,273.0
2016	\$1,475.8	\$258.8	\$169.7	\$1,904.3	\$649.5	\$247.4	\$270.7	\$3,071.9
2015	\$1,374.6	\$251.2	\$153.7	\$1,779.5	\$637.3	\$243.3	\$276.0	\$2,936.1
2014	\$1,308.4	\$236.5	\$143.0	\$1,687.9	\$616.8	\$218.3	\$258.0	\$2,781.0
2013	\$1,279.8	\$228.0	\$138.0	\$1,645.7	\$610.2	\$205.5	\$240.7	\$2,702.1
2012	\$1,223.6	\$209.8	\$128.3	\$1,561.7	\$564.8	\$193.1	\$209.3	\$2,529.0
2011	\$1,214.3	\$217.5	\$129.9	\$1,561.7	\$436.3	\$180.7	\$205.1	\$2,383.8
2010*	\$1,231.4	\$253.3	\$141.2	\$1,625.8	\$462.3	\$186.8	\$231.7	\$2,506.6
2009	\$1,418.5	\$285.2	\$175.1	\$1,878.8	\$587.3	\$215.9	\$277.3	\$2,959.3
2008	\$1,367.4	\$264.2	\$166.2	\$1,797.7	\$544.8	\$201.2	\$276.9	\$2,820.7
2007*	\$1,291.6	\$243.7	\$148.4	\$1,683.7	\$502.4	\$178.0	\$229.7	\$2,593.7
2006	\$987.1	\$228.9	\$141.8	\$1,357.9	\$457.7	\$152.2	\$213.2	\$2,180.9
2005	\$964.7	\$223.4	\$138.3	\$1,326.3	\$407.6	\$142.8	\$205.5	\$2,082.1
2004	\$943.0	\$218.0	\$131.3	\$1,292.3	\$375.8	\$140.6	\$195.3	\$2,004.1
2003	\$920.0	\$213.6	\$130.4	\$1,264.0	\$359.6	\$145.0	\$199.3	\$1,967.9

Percentage of Total

Fiscal Year	Public Schools	College & Universities	All Other Education	Total Education	Health & Welfare	Adult & Juv Corrections	All Other Agencies	Total
2024	52.1%	6.8%	5.7%	64.6%	20.7%	7.1%	7.6%	100%
2023	50.1%	7.3%	5.4%	62.8%	22.2%	7.5%	7.5%	100%
2022	48.8%	7.4%	5.7%	61.9%	22.8%	9.8%	5.5%	100%
2021	48.9%	7.6%	5.6%	62.1%	22.2%	8.0%	7.8%	100%
2020	48.5%	7.8%	5.7%	62.1%	22.1%	7.5%	8.3%	100%
2019	48.9%	8.1%	5.9%	62.8%	20.9%	7.7%	8.5%	100%
2018	48.8%	8.3%	5.8%	62.9%	20.5%	7.6%	9.0%	100%
2017	48.4%	8.5%	5.7%	62.7%	20.7%	7.8%	8.8%	100%
2016	48.0%	8.4%	5.5%	62.0%	21.1%	8.1%	8.8%	100%
2015	46.8%	8.6%	5.2%	60.6%	21.7%	8.3%	9.4%	100%
2014	47.0%	8.5%	5.1%	60.7%	22.2%	7.8%	9.3%	100%
2013	47.4%	8.4%	5.1%	60.9%	22.6%	7.6%	8.9%	100%
2012	48.4%	8.3%	5.1%	61.8%	22.3%	7.6%	8.3%	100%
2011	50.9%	9.1%	5.5%	65.5%	18.3%	7.6%	8.6%	100%
2010*	49.1%	10.1%	5.6%	64.9%	18.4%	7.5%	9.2%	100%
2009	47.9%	9.6%	5.9%	63.5%	19.8%	7.3%	9.4%	100%
2008	48.5%	9.4%	5.9%	63.7%	19.3%	7.1%	9.8%	100%
2007*	49.8%	9.4%	5.7%	64.9%	19.4%	6.9%	8.9%	100%
2006	45.3%	10.5%	6.5%	62.3%	21.0%	7.0%	9.8%	100%
2005	46.3%	10.7%	6.6%	63.7%	19.6%	6.9%	9.9%	100%
2004	47.1%	10.9%	6.6%	64.5%	18.8%	7.0%	9.7%	100%
2003	46.8%	10.9%	6.6%	64.2%	18.3%	7.4%	10.1%	100%

2010* Moved Deaf/Blind School from "Other Education" to "Public Schools"; Historical Society and Libraries to "All Other Agencies".

2007* Adjusted for H1 of 2006 Special Session which increased Public Schools General Fund by \$250,645,700.

**College & Universities Funding History
(appropriated funds only)**

Fiscal Year	State Support HESF* &		State Support			Percent of Total		
	General Funds	Endowment Funds	Subtotal	Tuition	TOTAL	General Fund	State Supp	Tuition
1980	59,600,000	3,165,200	62,765,200	4,873,000	67,638,200	88.1%	92.8%	7.2%
1981	63,432,000	4,583,000	68,015,000	5,102,700	73,117,700	86.8%	93.0%	7.0%
1982	64,497,400	5,267,200	69,764,600	10,529,800	80,294,400	80.3%	86.9%	13.1%
1983	65,673,700	6,145,900	71,819,600	13,495,800	85,315,400	77.0%	84.2%	15.8%
1984	70,000,000	5,769,400	75,769,400	13,100,000	88,869,400	78.8%	85.3%	14.7%
1985	80,897,300	5,644,000	86,541,300	16,569,000	103,110,300	78.5%	83.9%	16.1%
1986	88,000,000	5,840,800	93,840,800	16,048,000	109,888,800	80.1%	85.4%	14.6%
1987	90,700,000	5,447,000	96,147,000	16,462,300	112,609,300	80.5%	85.4%	14.6%
1988	101,674,700	5,447,000	107,121,700	16,462,300	123,584,000	82.3%	86.7%	13.3%
1989	106,000,000	5,657,100	111,657,100	17,471,000	129,128,100	82.1%	86.5%	13.5%
1990	115,500,000	6,342,100	121,842,100	18,374,800	140,216,900	82.4%	86.9%	13.1%
1991	133,264,300	6,547,100	139,811,400	20,287,800	160,099,200	83.2%	87.3%	12.7%
1992	141,444,000	6,547,100	147,991,100	23,628,300	171,619,400	82.4%	86.2%	13.8%
1993	137,610,000	6,547,100	144,157,100	27,084,600	171,241,700	80.4%	84.2%	15.8%
1994	146,013,700	7,019,800	153,033,500	31,342,800	184,376,300	79.2%	83.0%	17.0%
1995	164,560,600	7,019,800	171,580,400	40,698,300	212,278,700	77.5%	80.8%	19.2%
1996	170,951,800	8,333,000	179,284,800	44,199,100	223,483,900	76.5%	80.2%	19.8%
1997	173,531,800	8,615,400	182,147,200	43,605,200	225,752,400	76.9%	80.7%	19.3%
1998	178,599,700	9,590,900	188,190,600	47,491,900	235,682,500	75.8%	79.8%	20.2%
1999	192,917,100	11,368,800	204,285,900	52,424,600	256,710,500	75.1%	79.6%	20.4%
2000	201,960,100	12,340,000	214,300,100	55,108,400	269,408,500	75.0%	79.5%	20.5%
2001	214,986,500	13,011,400	227,997,900	59,520,900	287,518,800	74.8%	79.3%	20.7%
2002	236,439,800	15,906,700	252,346,500	63,089,600	315,436,100	75.0%	80.0%	20.0%
2003	213,558,800	13,635,900	227,194,700	67,127,300	294,322,000	72.6%	77.2%	22.8%
2004	218,000,000	11,964,600	229,964,600	97,207,800	327,172,400	66.6%	70.3%	29.7%
2005	223,366,200	10,020,500	233,386,700	107,907,800	341,294,500	65.4%	68.4%	31.6%
2006	228,934,100	9,519,600	238,453,700	111,659,800	350,113,500	65.4%	68.1%	31.9%
2007	243,726,400	7,624,800	251,351,200	121,223,700	372,574,900	65.4%	67.5%	32.5%
2008	264,227,700	7,851,500	272,079,200	126,932,600	399,011,800	66.2%	68.2%	31.8%
2009	285,151,500	8,595,000	293,746,500	129,103,000	422,849,500	67.4%	69.5%	30.5%
2010	253,278,100	9,616,400	262,894,500	131,587,900	394,482,400	64.2%	66.6%	33.4%
2011	217,510,800	9,616,600	227,127,400	146,253,000	373,380,400	58.3%	60.8%	39.2%
2012	209,828,300	9,616,600	219,444,900	177,262,700	396,707,600	52.9%	55.3%	44.7%
2013	227,950,500	9,927,400	237,877,900	208,484,300	446,362,200	51.1%	53.3%	46.7%
2014	236,543,600	10,729,200	247,272,800	218,629,200	465,902,000	50.8%	53.1%	46.9%
2015	251,223,200	12,528,000	263,751,200	234,825,500	498,576,700	50.4%	52.9%	47.1%
2016	258,776,400	13,980,000	272,756,400	247,721,900	520,478,300	49.7%	52.4%	47.6%
2017	280,706,500	15,840,000	296,546,500	259,589,300	556,135,800	50.5%	53.3%	46.7%
2018	287,053,200	15,840,000	302,893,200	262,065,500	564,958,700	50.8%	53.6%	46.4%
2019	295,763,200	16,443,200	312,206,400	264,580,000	576,786,400	51.3%	54.1%	45.9%
2020	306,030,600	17,236,400	323,267,000	280,981,500	604,248,500	50.6%	53.5%	46.5%
2021	307,079,600	19,201,200	326,280,800	302,373,400	628,654,200	48.8%	51.9%	48.1%
2022	313,109,200	19,632,800	332,742,000	264,321,900	597,063,900	52.4%	55.7%	44.3%
2023	338,065,500	22,918,100	360,983,600	278,049,900	639,033,500	52.9%	56.5%	43.5%
2024	353,942,200	22,917,700	376,859,900	301,690,600	678,550,500	52.2%	55.5%	44.5%

* Higher Education Stabilizaiton Fund, Idaho Code § 33-3726

College and Universities

Tuition and Fees by Carnegie Classification

Undergraduate Fees		Resident				Non-Resident			
Institution	Classification	2022-23	2021-22	2017-18	2012-13	2022-23	2021-22	2017-18	2012-13
WICHE Average	Higher Research Activity	9,019	8,791	8,079	6,983	23,309	22,813	21,452	18,123
University of Idaho	Higher Research Activity	8,396	8,340	7,488	6,212	27,632	27,576	23,812	19,000
Percentage of WICHE Average		93%	95%	93%	89%	119%	121%	111%	105%
Boise State University *	Higher Research Activity	8,364	8,060	7,326	5,884	25,701	24,980	22,642	17,324
Percentage of WICHE Average		93%	92%	91%	84%	110%	109%	106%	96%
Idaho State University *	Higher Research Activity	7,958	7,872	7,166	6,070	25,935	25,326	21,942	17,870
Percentage of WICHE Average		88%	90%	89%	87%	111%	111%	102%	99%
WICHE Average	Baccalaureate Colleges	6,600	6,454	5,836	4,985	16,462	16,125	15,105	13,117
Lewis-Clark State College	Baccalaureate Colleges	6,996	6,982	6,334	5,562	19,980	19,980	18,410	15,476
Percentage of WICHE Average		106%	108%	109%	112%	121%	124%	122%	118%
Graduate Fees		Resident				Non-Resident			
Institution	Classification	2022-23	2021-22	2017-18	2012-13	2022-23	2021-22	2017-18	2012-13
WICHE Average	Higher Research Activity	10,899	10,581	9,618	8,355	23,462	22,750	21,131	18,323
University of Idaho	Higher Research Activity	9,968	9,912	8,864	7,162	29,204	29,148	25,188	19,950
Percentage of WICHE Average		91%	94%	92%	86%	124%	128%	119%	109%
Boise State University	Higher Research Activity	10,068	9,638	8,754	6,973	26,558	26,558	24,070	18,413
Percentage of WICHE Average		92%	91%	91%	83%	113%	117%	114%	100%
Idaho State University	Higher Research Activity	10,630	10,324	8,928	7,150	28,608	27,778	23,704	18,950
Percentage of WICHE Average		98%	98%	93%	86%	122%	122%	112%	103%
WICHE Average	Baccalaureate Colleges	9,412	9,361	9,348	7,937	19,237	19,109	19,004	17,476
Lewis-Clark State College	Baccalaureate Colleges	9,406	9,000	-	-	23,258	22,256	-	-
Percentage of WICHE Average		100%	96%	0%	0%	121%	116%	0%	0%

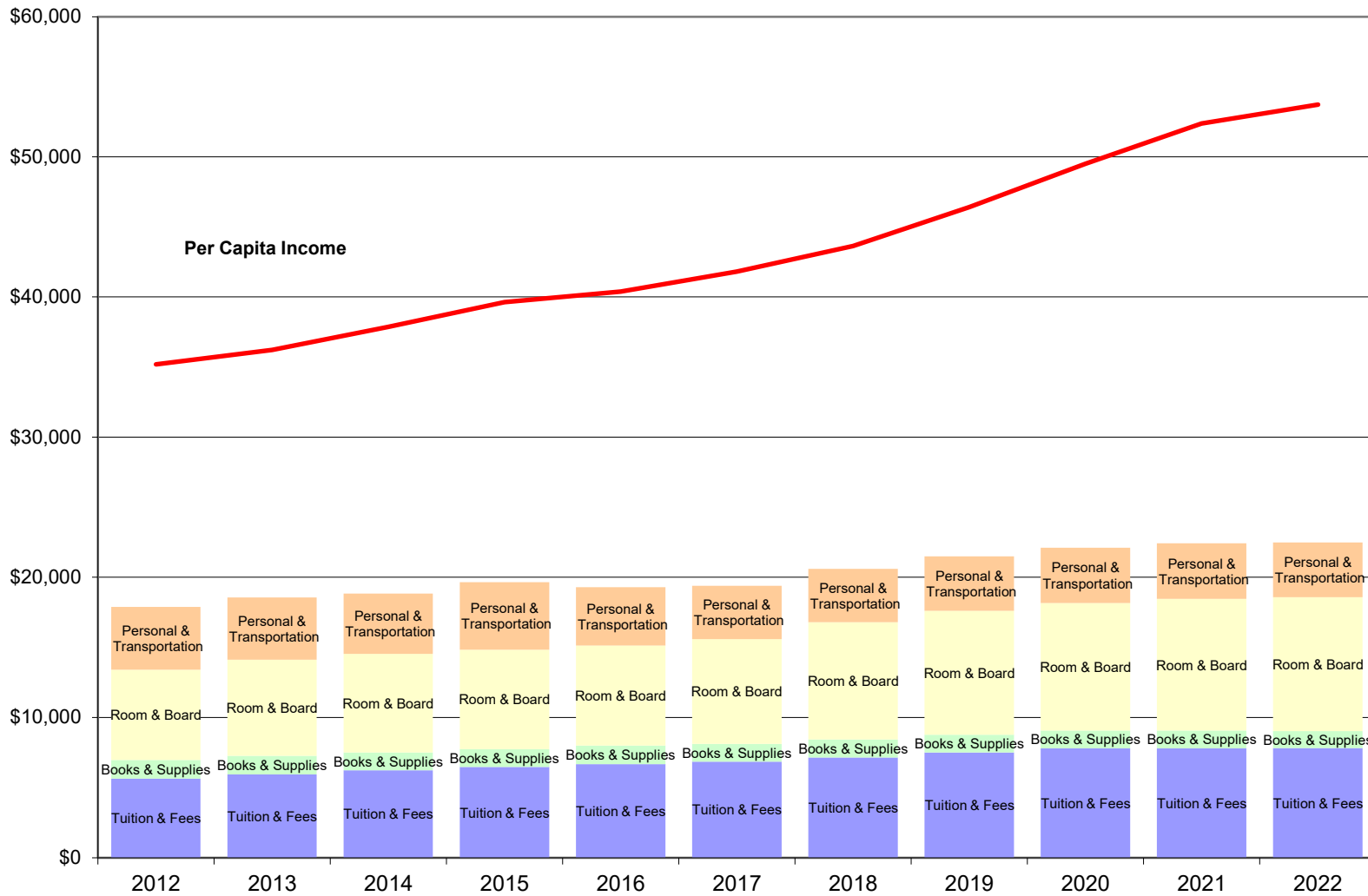
* Carnegie Classifications were updated in 2018. BSU and ISU are now classified as "Higher Research Activity" along with UI.

Colleges & Universities

Summary of FY 2024 Annual Student Tuition & Fees - As Requested Board Meeting: April 25, 2023

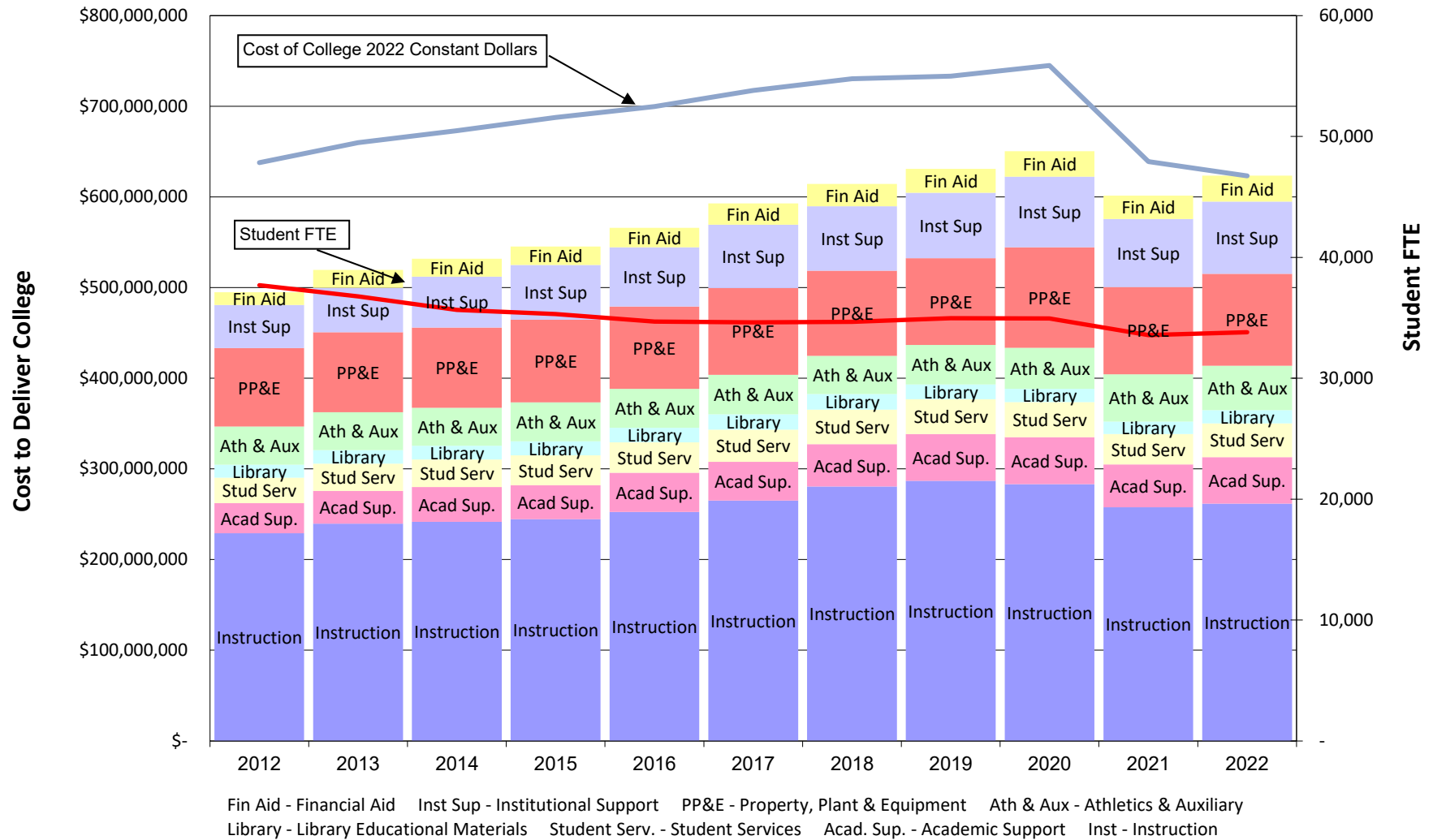
Institution	FY 2023	Requested Increases		Total Requested FY 2024
		Amount	% Incr	
1 Full-time Tuition & Fees:				
2 Resident Tuition and Fees:				
3 Undergraduate:				
4 Boise State University	\$8,364.00	\$418.00	5.0%	\$8,782.00
5 Idaho State University	\$7,957.60	\$398.40	5.0%	\$8,356.00
6 University of Idaho	\$8,396.00	\$420.00	5.0%	\$8,816.00
7 Lewis Clark State College	\$6,996.00	\$392.00	5.6%	\$7,388.00
8 Average 4 year institutions	\$7,928.40			\$8,335.50
9 Graduate:				
10 Boise State University	\$10,068.00	\$418.00	4.2%	\$10,486.00
11 Idaho State University	\$10,630.24	\$637.76	6.0%	\$11,268.00
12 University of Idaho	\$9,968.00	\$580.00	5.8%	\$10,548.00
13 Lewis Clark State College	\$9,406.00	\$526.00	5.6%	\$9,932.00
14 Average Graduate	\$10,018.06			\$10,558.50
15 Nonresident Tuition and Fees:				
16 Undergraduate	(includes the tuition and fees paid by resident students)			
17 Boise State University	\$25,701.10	\$1,274.90	5.0%	\$26,976.00
18 Idaho State University	\$25,935.22	\$1,530.78	5.9%	\$27,466.00
19 University of Idaho	\$27,632.00	\$420.00	1.5%	\$28,052.00
20 Lewis Clark State College	\$20,252.00	\$1,134.00	5.6%	\$21,386.00
21 Average 4 year institutions	\$24,880.08			\$25,970.00
22				
23 Part-time Credit Hour Tuition & Fees:				
24 Resident Fees: (per credit hour)				
25 Undergraduate:				
26 Boise State University	\$380.45	\$18.98	5.0%	\$399.43
27 Idaho State University	\$406.44	\$20.31	5.0%	\$426.75
28 University of Idaho	\$420.00	\$21.00	5.0%	\$441.00
29 Lewis Clark State College	\$358.00	\$20.00	5.6%	\$378.00
30 In-Service Teacher Fee	\$131.00	\$7.00	5.3%	\$138.00
31				
32 Graduate:	(In addition to resident undergraduate fees)			
33 Boise State University	\$491.45	\$18.98	3.9%	\$510.43
34 Idaho State University	\$540.48	\$23.52	4.4%	\$564.00
35 University of Idaho	\$554.00	\$32.00	5.8%	\$586.00
36 Lewis Clark State College	\$470.00	\$26.00	5.5%	\$496.00
37 In-Service Teacher Fee	\$172.00	\$8.00	4.7%	\$180.00
38				
39 Nonresident Tuition and Fees:				
40 Pt Time Nonresident Cr Hr Tuitior	(includes the tuition and fees paid by resident students)			
41 Boise State University	\$780.45	\$49.98	6.4%	\$830.43
42 Idaho State University	\$702.46	\$155.54	22.1%	\$858.00
43 University of Idaho	\$1,382.00	\$21.00	1.5%	\$1,403.00
44 Lewis-Clark State College	No Fee	No Fee	No Fee	No Fee

Cost of Attending College vs. Per Capita Income Idaho 4-year Institutions

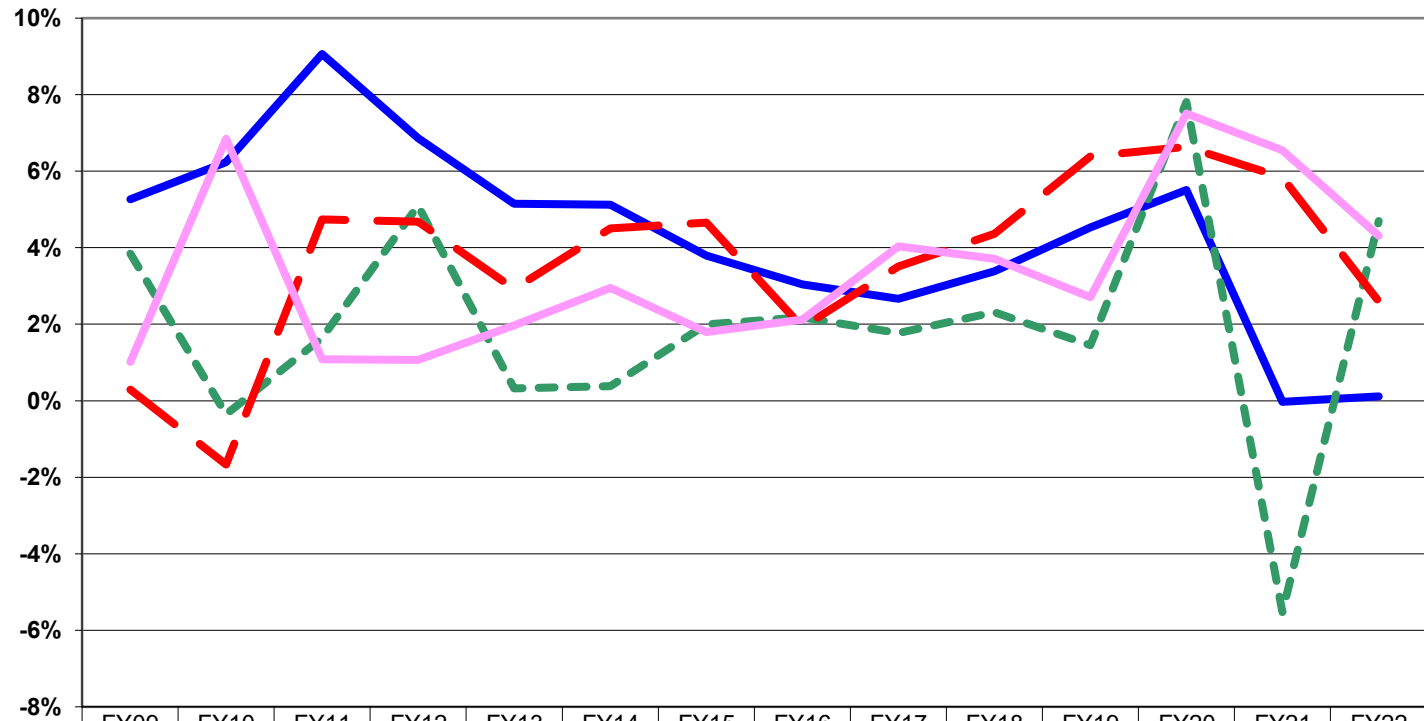


The Cost of Attendance includes the full tuition and fees and does not reflect a student possibly receiving financial aid, scholarships, or discounts.

Cost to Deliver College Idaho 4-year Institutions

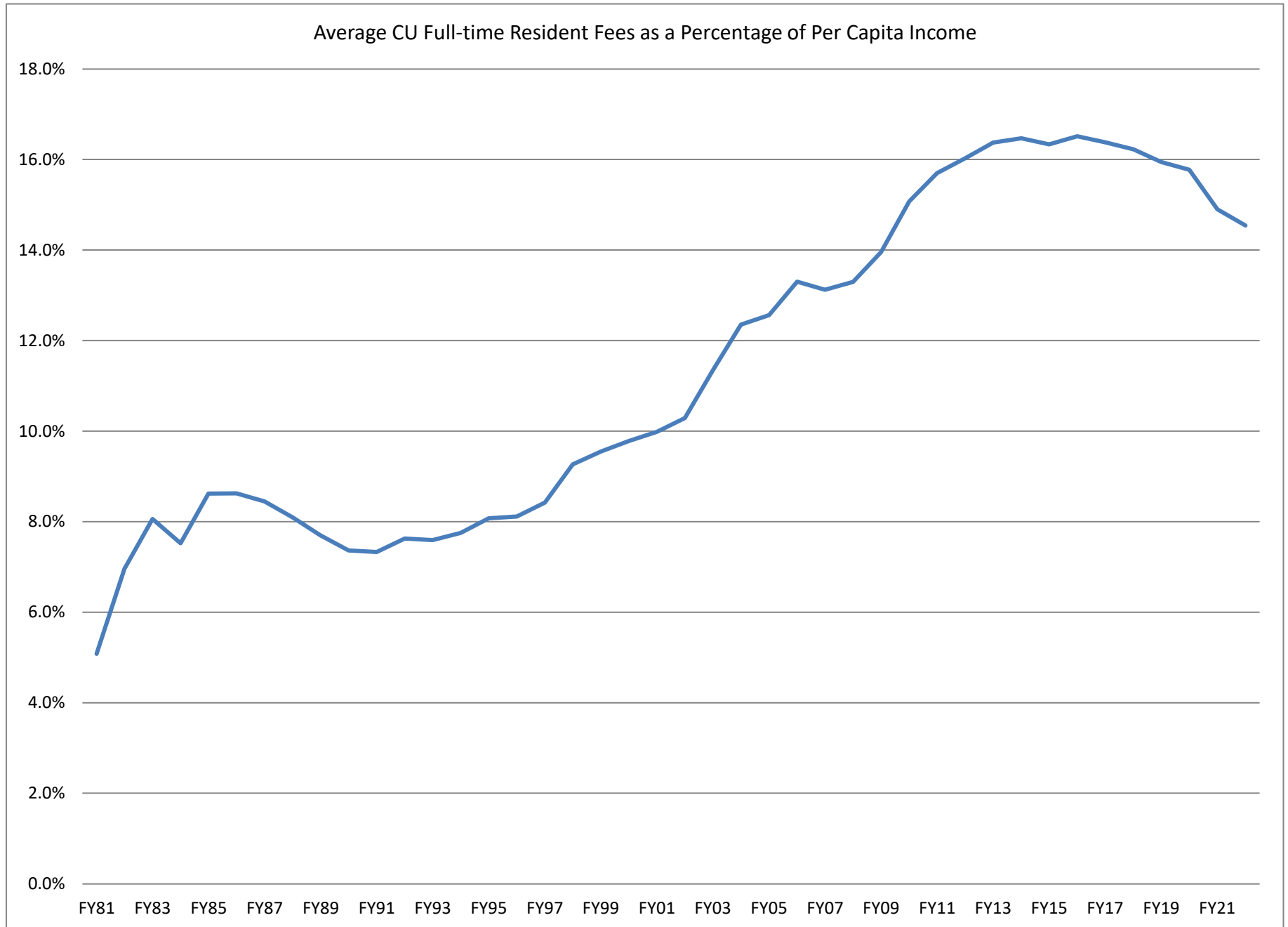


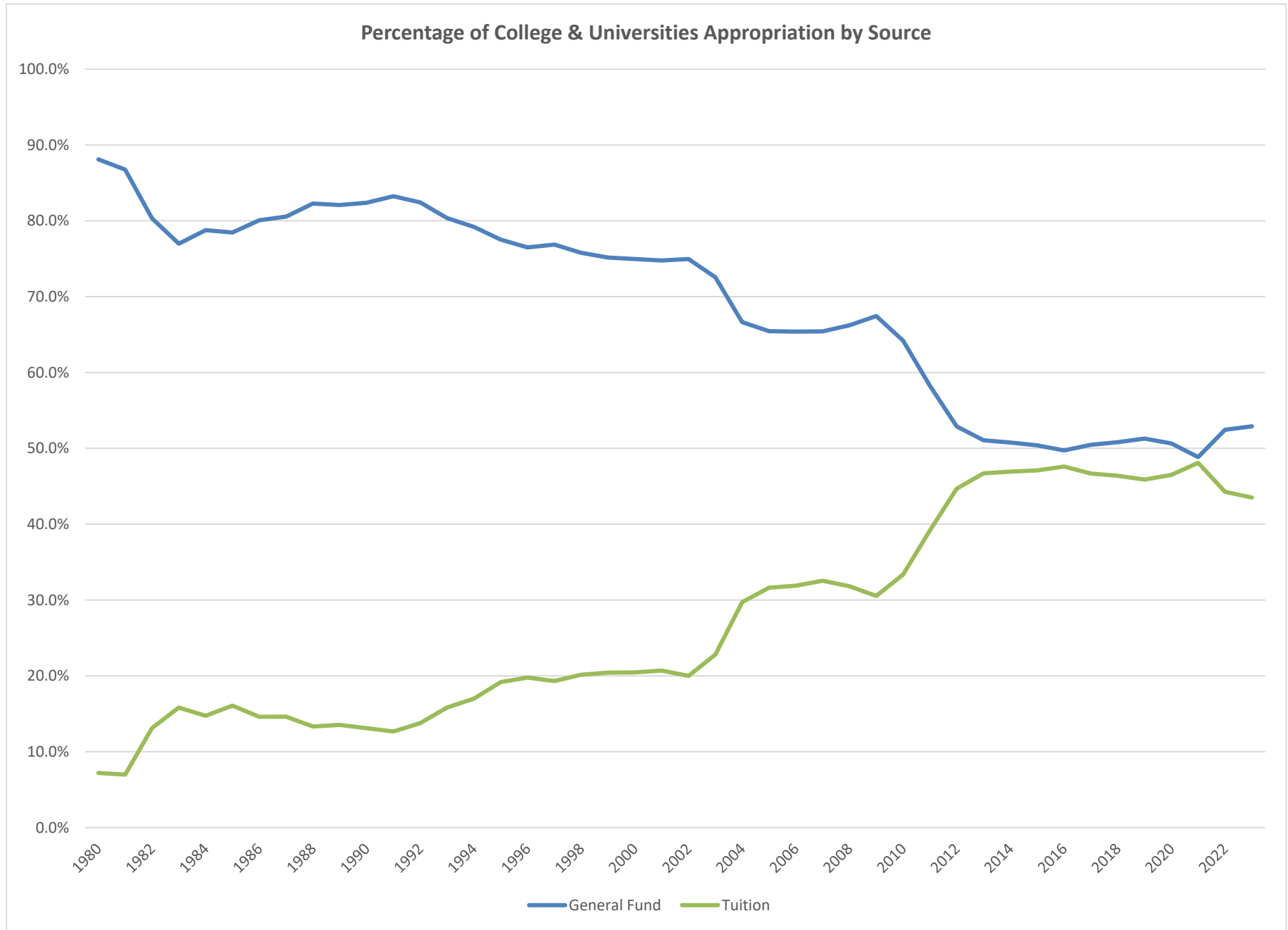
**Idaho 4-year Institutions
Resident Tuition & Fees, CPI, Per Capita Income, Average Annual Wage
% Increase from Prior Year**



	FY09	FY10	FY11	FY12	FY13	FY14	FY15	FY16	FY17	FY18	FY19	FY20	FY21	FY22
Resident Tuition & Fees	5.27%	6.23%	9.07%	6.87%	5.15%	5.12%	3.79%	3.04%	2.66%	3.38%	4.53%	5.51%	-0.03%	0.12%
Consumer Price Index	3.84%	-0.36%	1.64%	5.10%	0.32%	0.38%	1.99%	2.18%	1.77%	2.31%	1.45%	7.81%	-5.52%	4.70%
Idaho Per Capita Income	0.29%	-1.66%	4.74%	4.68%	2.92%	4.51%	4.65%	1.92%	3.51%	4.36%	6.38%	6.64%	5.84%	2.60%
Idaho Average Annual Wage	1.02%	6.85%	1.08%	1.07%	1.97%	2.95%	1.79%	2.12%	4.03%	3.71%	2.71%	7.51%	6.54%	4.31%

Source: Bureau of Economic Analysis, U.S. Department of Commerce
Division of Financial Management Economic Forecast, January 2022





**Idaho College and Universities
Fee and Tuition Waivers
Fiscal Year 2022**

ATTACHMENT 10

	<u>Policy Section</u>	<u>BSU</u>	<u>ISU</u>	<u>UI</u>	<u>LCSC</u>	<u>Total</u>
1	<u>Board Policy Tuition Waivers, Policy Section V.T.</u>					
2	Nonresident Graduate/Instructional Assistants	SBOE V.T.2.a	\$4,397,368	\$2,452,287	\$7,091,472	\$13,941,127
3	GI Bill Non-Resident Waivers	SBOE V.T.2.c	\$1,224,170	\$175,001	\$1,124,250	\$58,112
4						\$2,581,533
5	Nonresident Intercollegiate Athletics	SBOE V.T.2.b	\$3,460,426	\$2,170,967	\$1,638,624	\$1,158,587
6	Nonresident Fee	\$16,920	\$17,454	\$19,236	\$13,256	16,717
7	Policy: Universities - 225, LCSC 110	Equivalent FTE	205	124	85	87
8						126
9	Waivers Subject to 6% Limitation					
10	Annual FTE	SBOE V.T.2.d	\$13,358,427	\$7,886,664	\$5,919,691	\$1,402,705
11	Nonresident Fee	Student FTE	17,644	9,242	8,854	2,482
12	Equivalent FTE Waivers subject to 6% Limitation	Nonresident Fee	\$16,920	\$17,454	\$19,236	\$13,256
13		Equivalent FTE	4.5%	4.9%	3.5%	4.3%
14	<u>Other Board Policy Exchange Programs</u>					
15	Exchange Student Waivers (1)	SBOE V.T.2.e	\$0	\$52,692	\$86,562	\$0
16	WICHE - Western Regional Graduate Program	SBOE V.T.2.f	\$0	\$1,044,564	\$0	\$0
17	Western Undergraduate Exchange (2)	SBOE V.R.3.a.v	\$37,455,170	\$1,682,328	\$20,385,287	\$553,297
18	Total Other Board Policy Exchange Programs		\$37,455,170	\$2,779,584	\$20,471,849	\$553,297
19						\$61,259,900
20	Total Board Policy Tuition Waivers		\$59,895,561	\$15,464,503	\$36,245,886	\$3,172,701
21	Other Waivers and Discounts					
22	Staff and Spouse Fees	SBOE V.R.3.a.vi	\$1,698,325	\$1,872,476	\$1,200,153	\$114,752
23	Senior Citizen Fees	SBOE V.R.3.a.vii	\$166,386	\$432,772	\$191,278	\$27,560
24	Dependent Fees	SBOE V.R.3.a.vi	\$653,572	\$323,465	\$365,468	\$69,499
25	In-Service Teacher Education Fee	SBOE V.R.3.a.viii	\$1,685,763	\$11,594,277	\$72,116	\$39,168
26	Staff, Spouse, Dependent Fees of other Idaho institutions	SBOE V.R.3.a.vi	\$2,566	\$738,046	\$9,896	\$55,791
27	Students attending multiple Idaho sister institutions	SBOE V.T.2.g		\$1,523	\$3,668	\$5,191
28	Idaho National Laboratory	SBOE V.T.2.g		\$40,811	\$293,295	\$334,106
29	BYU-UI	SBOE V.T.2.g			\$2,160	\$2,160
30	Integrative Graduate Ed & Research Training (IGERT)	SBOE V.T.2.g			\$0	\$0
31	Native American Tuition Waiver, pilot program	Board approved		\$239,125	\$163,506	\$402,631
32	EDA-Nez Perce Tribe	1969 approval			\$0	\$61,759
33	Total Other Waivers and Discounts		\$4,206,613	\$15,242,495	\$2,301,540	\$368,529
34	Total FY21 Waivers and Discounts		\$64,102,174	\$30,706,998	\$38,547,426	\$3,541,230
35	FY21 Gross Student Fees		248,910,351	118,301,730	138,242,215	19,843,845
36	FY21 Net Student Fees from Operating Revenue per audited F/S		181,742,981	88,465,463	93,901,390	13,718,666
37	FY21 Scholarship Discounts & Allowances per audited F/S		29,712,200	27,056,683	23,868,976	6,125,179
38	Student Fee Revenue related to Exchange Program Discounts (reduced rate)		37,455,170	2,779,584	20,471,849	60,706,603
39	Percentage of Total Gross Student Fees Waived or Discounted		25.75%	25.96%	27.88%	17.85%
40						25.57%
41	Note: Graduate/Instructional Assistant waivers can vary among institutions due to the difference in their respective missions.					
42	(1) Includes only waivers for incoming exchange students.					
43	(2) WUE is accounted for as a rate and not a waiver. The waived amount is the difference in the out-of-state rate minus the WUE rate.					
44						
45	Maximum athletics waivers per Board policy	SBOE V.T.2.b	225	225	225	110
46	10% allowance per Board policy	SBOE V.T.2.b	23	23	23	11
47	Total athletics waivers permitted		248	248	248	121
48	Percentage of FY 21 Student FTE		1.4%	2.7%	2.8%	4.9%

Boise State University

Fiscal Year 2024 Tuition and Fee Narrative

Tuition/Fee Request Overview

Boise State has been actively engaged in conversations regarding higher ed funding models in Idaho to address funding disparities that exist among the state institutions. Boise State receives significantly fewer dollars in base funding per student, per degree, and per EWA calculated student credit hour than the other universities. This inequity creates a tuition dependency that is compounded by the institution's size relative to its sister institutions, resulting in Boise State bearing a disproportionate share of the CEC/benefit fund shift.

The university strives to remain affordable while delivering high-quality programs and outcomes our students and other stakeholders expect. As such, the institution diligently works to balance the overall cost to students with funding priorities that are essential to student success, graduation and retention, as well as the economic and workforce needs of our region. Our cost to deliver per credit hour is the lowest in the state among four-year public institutions, demonstrating our efficient stewardship of the dollars invested in us. Our tuition rate is competitive among Idaho's universities and far lower than most in the region and country.

While Boise State has managed its growth and success over the last four years with no tuition increases, holding tuition flat is no longer an option given the current economic climate and inflation rates, the likes of which have not been seen for 40 years. According to the U.S. Labor Department, the annual inflation rate for the U.S. was 6.4% for the 12 months ended January 2023, after rising 6.5% previously. Inflation from January 2019 to January 2023 was 19%.

Inflation Adjusted Tuition and Fees

	FY19	FY20	FY21	FY22	FY23	FY24
Tuition and Fees	7,694	8,068	8,060	8,060	8,364	8,782
FY19 Adjusted for Inflation					9,156	9,742
Cumulative Inflation					19%	
Current Inflation Rate						6.4%

Boise State's tuition and fees after the proposed increase will still lag behind inflation.

Inflationary Impact

Inflation has significantly impacted salaries. Since the last tuition increase, unfunded appropriated CEC and benefit increases total over \$10 million, and these rates have not even kept pace with inflation. Moreover, in spite of these increases, we have not been able to keep up with competitors, in part because of the dramatic increase in the local cost of living. This has produced a high annualized employee turnover rate (20+%), as

employees seek better paying jobs a few blocks from campus. Consequently, the university has, by necessity, increased salaries in critical roles in order to attract and retain faculty and staff.

Procurement has also been impacted by inflation. Contract data indicates inflation of approximately 55% over the expected 19% CPI inflation for the 2019-2023 period. This is a consequence of increased hourly labor costs for services and the increased price of goods both locally, as a result of demand, and nationally. A few recent examples include:

Item	Category	Bid	Revised Contract	\$ Change	% Change
Facilities Janitorial	Service	2022	728,740	414,740	132%
Elevator Maintenance	Service	2023	173,340	79,580	85%
Boomi, Inc.	Software	2022	159,135	59,135	59%
Health Sciences Janitorial	Service	2022	68,809	23,809	53%
Courier Graphics	Printing	2022	68,856	21,710	46%
3 Vehicles	Vehicle	2022	111,714	31,395	39%
Union Janitorial	Service	2022	46,250	11,200	32%
			1,356,844	641,569	90%

In addition, the university spends over \$25 million a year on small dollar equipment and supplies purchased with procurement cards. Applying current inflation rates to that amount generates another \$1.6 million in anticipated cost escalations. The Library, for another example, has been impacted by annual inflationary costs in two additional areas:

1. Electronic journals and databases
2. Collection and resource management software and digital tools

Electronic resources, the vast majority of which are subscriptions to academic journals, have experienced a minimum of 5% inflation year over year. In some years, inflation has been 10-35% for specialized online resources necessary to educate students. On average, these inflationary increases create a deficit of \$162,000 annually. To manage this impact, some subscriptions have been canceled to ensure ongoing access to more critical resources, a practice that directly impacts students.

The summary of these examples, below, supports the need for a tuition increase:

Selected Inflationary Impacts

Unfunded CEC/Benefits since a tuition increase	10,300,000
Contracts over 1.6 million bid in 2022/2023	641,569
Estimated inflation on Pcard spend	1,600,000
Annual utility increase FY23 vs. FY19	944,801
Software escalation estimate for FY24	393,585
	<u>13,879,955</u>

Requested Increase

In order to partially mitigate inflationary pressures, Boise State is requesting an overall tuition and fee increase of 5.0%. For full-time students (11+ credit hours per semester), this equates to an annual tuition increase of \$408.96 and fee increase of \$9.04, bringing total annual in-state tuition and fees to \$8,782; part-time, in-state tuition and fees increases would increase by \$18.98 per credit hour. These increases will generate approximately \$7 million in additional revenue to partially offset unprecedented inflationary increases.

Non-resident tuition and fees will also increase by 5% to \$26,976.10 annually.

These increases will allow Boise State to attract and retain high-performing faculty and staff to ensure our students' continued success. According to the [U.S. News & World Report](#), "Compared with the national average cost of in-state tuition of \$11,286, Boise State University remains competitive. For students coming from out of state, the tuition is more reasonable than the national average cost of out-of-state tuition of \$27,394." In fact, according to the College Board, in 2022/23, Idaho's average tuition and fees for full-time, in-state students at public four-year institutions is the sixth lowest in the country. With the proposed increase, Boise State's tuition will continue to remain well below the current national average and in-line with our sister institutions.

The Fee Hearing Process

Boise State's Executive Tuition and Student Fee Committee works closely with the Student Activity Fee Advisory Board (SAFAB) and ASBSU on tuition and fee recommendations. This approach is designed to give the student body an active voice throughout the process. They provide recommendations to the university president regarding the specific use of student activity fee revenues. The Advisory Board consists of ASBSU officers, students, and advisory staff.

On March 10, 2023, the Executive Tuition and Student Fee Committee held an open hearing that included presentations on the proposed rates and accepted public testimony. Following the hearing, presentations were discussed and recommendations to alter student tuition and fees were finalized and sent to President Tromp.

Professional Fees, Self-Support Programs and Online Fee Programs

The university is requesting the following increases to professional fees, self-support and online programs, which are required to cover increased costs:

- Engineering (per upper division credit hour) - \$10 increase
- Executive MBA - \$127.50 increase
- Bachelor of Social Work (Twin Falls) - \$52.50 increase
- Bachelor of Science Nursing RN to BSN - \$25 increase
- User Research (UX) Professional Undergraduate Certificate - \$25 increase
- Bachelor of Applied Science & BA Interdisciplinary Professional Studies (IPS) -

\$25 increase

- Bachelor of Business Administration Management - \$25 increase
- Bachelor of Arts Public Health - \$25 increase
- Bachelor of Arts Integrated Strategic Communications & Certificates - \$25 increase
- Online Degree Pathway - \$25 increase
- Conflict Management Undergraduate Certificate - \$25 increase
- Conflict Management Graduate Certificate - \$65 increase
- Masters of Science in Accountancy - \$205 increase
- Masters of Science in Genetic Counseling - \$246 increase
- Bachelor of Science & Bachelor of Applied Science Cyber Operations & Resilience - \$25 increase
- BA Digital Innovation & Design - \$25 increase
- Undergraduate Certificate Project Management - \$25 increase
- Undergraduate Certificate Social Media Creator - \$25 increase
- Applied Leadership Undergraduate Certificate - \$25 increase
- Cryptography & Cryptanalysis Undergraduate Certificate - \$25 increase

Notably, all self-support and online programs are required to cover all program costs, including CEC, approved by the legislature and increases in employee benefits costs.

Other Fees

An annual undergraduate advising fee of \$100 is proposed. Research has shown that early and ongoing career exploration and planning are essential to students making the most out of their college experience and being better prepared for a meaningful career. Clarity in career pathway is important to helping students decide on the right major for them early on. This support helps students reduce unnecessary major changes, manage the cost of their education, and increase the likelihood of graduation. This fee will support career and academic planning and allow access to consistent advising across the university.

Consolidated Mandatory Fee and Categories

The State Board of Education (SBOE) has adopted the use of a consolidated mandatory fee which is inclusive of all facilities, activity, and technology fees. SBOE policy describes these as “the fee charged for such activities as intercollegiate athletics, student health center, student union operations, the associated student body, financial aid, intramural and recreation, and other activities which directly benefit and involve students.”

Per SBOE guidance, all elements of the consolidated mandatory fee then fall within one of the following four categories:

Student Enrollment, Engagement, and Success

The student enrollment, engagement and success fees provide funding to

support the multitude of activities and services available to students, both on and off campus. Included in these fees are scholarships, student employment opportunities, funding to support student success initiatives, and enrollment (recruitment and retention) activities.

No student fee increase is proposed in this category.

Institutional Operations, Services, and Support

These fees support departmental and infrastructure needs of the college and universities, including construction and maintenance of facilities and related debt service; instructional and computing resources; student involvement services and participation with athletic, arts, and cultural events.

An annual increase of \$4.44 is proposed to support the Boise State Student Union Building (SUB). These funds will be dedicated to facility repair and maintenance, salary and benefits (including funds to increase student wages), and custodial and facility services. All of these areas have been significantly impacted by inflation. The SUB and its programs have a high impact on and benefit to the student body directly. This would generate approximately \$72,000 per year.

Student Health & Wellness

The student health and wellness fee supports students' physical and mental health and well-being. Student fees support the university's health and counseling centers, the latter of which students advocated strongly to increase financial support for last academic year. Additionally, this fee supports student well-being and fitness programs and facilities, as well as recreation and intramural programs. In addition to student demand for these services, evidence demonstrates an overall improvement in the student experience when these opportunities are available. This directly impacts our student body.

An annual increase of \$4.60 is proposed to support the student recreation center. This fee would address facility needs, operations, including student, classified and professional staff salaries, wages, and benefits; outdoor activities; and club sports, areas which have all been significantly impacted by inflation. The proposed increase would generate approximately \$76,000 per year.

Student Government

This fee supports student government officers elected by students to advance their voice, initiatives, and to improve the student experience. ASBSU provides students with the opportunity to engage in discussions, events, and learning experiences that interest them and improve their learning. Students may elect to opt-out of a portion of this fee dedicated to student activities, clubs, and organizations.

No increase is proposed in this category as the units will utilize reserves to fund their initiatives.

Attachments:

- Attachment 1 Schedule detailing the tuition and fee changes
- Attachment 2 Schedule displaying a 4-year history of Board-approved fees and the FY 2024 requested fees
- Attachment 3 Chart: Cost of Attending College vs. Per Capita Income
- Attachment 4 Chart: Cost to Deliver College and Cost to Deliver Per FTE
- Attachment 5 Chart: Annual % Increase for Fees, CPI, Per Capita Income, and Average Wage
- Attachment 6 Chart showing comparison of institution tuition and fees to peer averages with and without aspirational peers
- Attachment 7 Professional Fee – Master of Science in Genetic Counseling

Tuition and Fees FY24 Request

May 2023



BOISE STATE UNIVERSITY

Legislative Funding

- Received \$2,136,600 from the Governor's Initiative.
- Lost \$2,020,300 in Nondiscretionary Adjustments (EWA)
 - Boise State was underfunded for significant growth in prior years, so this is a reduction to base funding we never actually received
- Net increase of \$116,300 will be added to revenue from the proposed tuition increase to fund CEC and benefit increases.

Allocation of Tuition and Fee Increase

	Per Student Per Year Increase				Total Estimated Revenue Increase
	FY23	Request	FY24	%	
Tuition per Semester	2,766.00	204.48	2,970.48	7.40%	6,875,141
Student Union	74.04	2.22	76.26	3.00%	72,372
Campus Recreation	76.91	2.30	79.21	3.00%	74,980
Other	1,265.05	-	1,265.05	0.00%	-
Total Fees per Semester	1,416.00	4.52	1,420.52	0.30%	147,352
Tuition and Fees per Semester	<u>4,182.00</u>	<u>209.00</u>	<u>4,391.00</u>	5.00%	<u>7,022,493</u>
<i>Annual Increase</i>	<i>8,364.00</i>	<i>418.00</i>	<i>8,782.00</i>		

- The Budget and Fee Committee, which has broad representation from campus, voted unanimously to support the Student Union and Campus Recreation fee increase requests.
 - These fees will offset inflationary increases, primarily in student salaries. Students are critical to the successful operation of both programs.
- The Budget and Fee Committee voted 8 to 1 in support of a tuition and fee increase of up to 10%. We are seeking Board approval for 5%, half of what the Committee approved.



Unfunded Personnel Costs

	CEC	Benefits	Total
FY24	2,889,500	1,045,300	3,934,800
FY23	-	1,100,400	1,100,400
FY22	1,674,300	371,000	2,045,300
FY21	1,635,200	(574,100)	1,061,100
FY20	2,138,800	40,500	2,179,300
	8,337,800	1,983,100	10,320,900

- The University has absorbed over \$10 million in unfunded CEC/Benefit increases since FY20. Additionally, to address high turnover, in FY22 the university allocated an additional \$1.6 million from reserves to increase the CEC to help close the gap between university and market salaries.
- FY22, FY23 and FY24 personnel increases of over \$8 million have not been base funded. The requested increase in tuition is estimated to generate approximately \$6.9 million, therefore the entire increase will be allocated to addressing this deficit.



Examples of Optimization and Efficiency Initiatives

- The university is moving from an incremental budget model to an all-funds RCM budget model, which will allow us to more precisely:
 - Tie outcomes to funding
 - Align funding with strategic plan initiatives
 - Develop service level agreements for administrative and operational services
- Assessing vacancies to determine the need to modify or eliminate positions
- Evaluating post-pandemic space utilization
- Achieving cost savings with strategic procurement initiatives
 - Leveraging buying power to generate savings
 - \$2.9 million in savings YTD
 - \$3.8 million in FY22
 - Generating p-card rebates
 - Using Jaggear punch out catalogs to generate additional revenue

Questions?



BOISE STATE UNIVERSITY

BOISE STATE UNIVERSITY
Changes to Student Fees for FY 2024
Annual Full-Time Fees and Part-Time Credit Hours Fees

Student Fees:	FY23 Fees	FY24 Initial Notice	Requested FY 2024 Rates	Requested Change	Requested % Chg.
1 Full-time Undergraduate (students enrolled in 11 or more credit hours):					
2 Resident Tuition	\$5,532.36	\$6,368.76	\$5,941.32	\$408.96	7.4%
3 Consolidated Mandatory Fee:				0.00	
4 Student Enrollment, Engagement and Success	101.00	101.00	\$101.00	0.00	0.0%
5 Institutional Operations, Services and Support	2,407.42	2,407.42	\$2,411.86	4.44	0.2%
6 Student Health and Wellness	296.22	296.22	\$300.82	4.60	1.6%
7 Student Government	19.00	19.00	\$19.00	0.00	0.0%
8 Student Government - Opt Out Option	8.00	8.00	\$8.00	0.00	0.0%
9 Total Full-time Fees	<u>\$8,364.00</u>	<u>\$9,200.40</u>	<u>\$8,782.00</u>	<u>\$418.00</u>	<u>5.0%</u>
10					
11 Part-time Undergraduate per Credit Hour:					
12 Resident Tuition	\$251.75	\$289.80	\$270.31	\$18.56	7.4%
13 Consolidated Mandatory Fee:				0.00	
14 Student Enrollment, Engagement and Success	4.59	4.59	\$4.59	0.00	0.0%
15 Institutional Operations, Services and Support	109.42	109.42	\$109.63	0.21	0.2%
16 Student Health and Wellness	13.46	13.46	\$13.67	0.21	1.6%
17 Student Government	0.87	0.87	\$0.87	0.00	0.0%
18 Student Government - Opt Out Option	0.36	0.36	\$0.36	0.00	0.0%
19 Total Part-time Cr Hr Fees	<u>\$380.45</u>	<u>\$418.50</u>	<u>\$399.43</u>	<u>\$18.98</u>	<u>5.0%</u>
20					
21 Full-time Undergraduate Summer per Credit Hour:					
22 Resident Tuition	\$199.08	\$229.62	\$213.90	\$14.82	7.4%
23 Consolidated Mandatory Fee:				0.00	
24 Student Enrollment, Engagement and Success	3.63	3.63	\$3.63	0.00	0.0%
25 Institutional Operations, Services and Support	88.83	88.83	\$88.99	0.16	0.2%
26 Student Health and Wellness	12.74	12.74	\$12.94	0.20	1.6%
27 Student Government	0.80	0.80	\$0.80	0.00	0.0%
28 Student Government - Opt Out Option	0.29	0.29	\$0.29	0.00	0.0%
29 Total Full-time Fees	<u>\$305.37</u>	<u>\$335.91</u>	<u>\$320.55</u>	<u>\$15.18</u>	<u>5.0%</u>
30					
31 Part-time Undergraduate Summer per Credit Hour:					
32 Resident Tuition	\$199.08	\$229.62	\$213.90	\$14.82	7.4%
33 Consolidated Mandatory Fee:				0.00	
34 Student Enrollment, Engagement and Success	3.63	3.63	\$3.63	0.00	0.0%
35 Institutional Operations, Services and Support	88.83	88.83	\$88.99	0.16	0.2%
36 Student Health and Wellness	12.74	12.74	\$12.94	0.20	1.6%
37 Student Government	0.80	0.80	\$0.80	0.00	0.0%
38 Student Government - Opt Out Option	0.29	0.29	\$0.29	0.00	0.0%
39 Total Summer Cr Hr Fees	<u>\$305.37</u>	<u>\$335.91</u>	<u>\$320.55</u>	<u>\$15.18</u>	<u>5.0%</u>
40					
41 Full-Time Graduate (students enrolled in 9 or more credit hours):					
42 Graduate Resident Tuition	\$5,532.36	\$6,368.76	\$5,941.32	\$408.96	7.4%
43 Full-Time Grad Fee	1,704.00	1,704.00	1,704.00	0.00	0.0%
44 Consolidated Mandatory Fee:				0.00	0.0%
45 Student Enrollment, Engagement and Success	101.00	101.00	\$101.00	0.00	0.0%
46 Institutional Operations, Services and Support	2,407.42	2,407.42	\$2,411.86	4.44	0.2%
47 Student Health and Wellness	296.22	296.22	\$300.82	4.60	1.6%
48 Student Government	19.00	19.00	\$19.00	0.00	0.0%
49 Student Government - Opt Out Option	8.00	8.00	\$8.00	0.00	0.0%
50 Total Graduate Full-time Fees	<u>\$10,068.00</u>	<u>\$10,904.40</u>	<u>\$10,486.00</u>	<u>\$418.00</u>	<u>4.2%</u>
51					

BOISE STATE UNIVERSITY
Changes to Student Fees for FY 2024
Annual Full-Time Fees and Part-Time Credit Hours Fees

Student Fees:		FY23 Fees	FY24 Initial Notice	Requested FY 2024 Rates	Requested Change	Requested % Chg.
52	Part-Time Graduate per Credit Hour					
53	Part-time Resident Tuition	\$251.75	\$289.80	\$270.31	\$18.56	7.4%
54	Part-time Graduate Fee	111.00	111.00	\$111.00	0.00	0.0%
55	Consolidated Mandatory Fee:				0.00	0.0%
56	Student Enrollment, Engagement and Success	4.59	4.59	\$4.59	0.00	0.0%
57	Institutional Operations, Services and Support	109.42	109.42	\$109.63	0.21	0.2%
58	Student Health and Wellness	13.46	13.46	\$13.67	0.21	1.6%
59	Student Government	0.87	0.87	\$0.87	0.00	0.0%
60	Student Government - Opt Out Option	0.36	0.36	\$0.36	0.00	0.0%
61	Total Graduate Part-time Cr Hr Fees	<u>\$491.45</u>	<u>\$529.50</u>	<u>\$510.43</u>	<u>\$18.98</u>	<u>3.9%</u>
62						
63	Full-time Graduate Summer per Credit Hour:					
64	Part-time Resident Tuition	\$199.08	\$229.62	\$213.90	\$14.82	7.4%
65	Part-time Graduate Fee	81.00	81.00	\$81.00	0.00	0.0%
66	Consolidated Mandatory Fee:				0.00	0.0%
67	Student Enrollment, Engagement and Success	3.63	3.63	\$3.63	0.00	0.0%
68	Institutional Operations, Services and Support	88.83	88.83	\$88.99	0.16	0.2%
69	Student Health and Wellness	12.74	12.74	\$12.94	0.20	1.6%
70	Student Government	0.80	0.80	\$0.80	0.00	0.0%
71	Student Government - Opt Out Option	0.29	0.29	\$0.29	0.00	0.0%
72	Total Graduate Part-time Cr Hr Fees	<u>\$386.37</u>	<u>\$416.91</u>	<u>\$401.55</u>	<u>\$15.18</u>	<u>3.9%</u>
73						
74	Part-time Graduate Summer per Credit Hour:					
75	Part-time Resident Tuition	\$199.08	\$229.62	\$213.90	\$14.82	7.4%
76	Part-time Graduate Fee	81.00	81.00	\$81.00	0.00	0.0%
77	Consolidated Mandatory Fee:				0.00	0.0%
78	Student Enrollment, Engagement and Success	3.63	3.63	\$3.63	0.00	0.0%
79	Institutional Operations, Services and Support	88.83	88.83	\$88.99	0.16	0.2%
80	Student Health and Wellness	12.74	12.74	\$12.94	0.20	1.6%
81	Student Government	0.80	0.80	\$0.80	0.00	0.0%
82	Student Government - Opt Out Option	0.29	0.29	\$0.29	0.00	0.0%
83	Total Graduate Part-time Cr Hr Fees	<u>\$386.37</u>	<u>\$416.91</u>	<u>\$401.55</u>	<u>\$15.18</u>	<u>3.9%</u>
84						
85	Non-Resident Tuition (includes mandatory fees listed above):					
86	Undergraduate Nonresident - FT	\$25,701.10		\$26,976.00	\$1,274.90	5.0%
87	Undergraduate Nonresident - PT	\$780.45		\$830.43	\$49.98	6.4%
88	Undergraduate Nonresident - Summer	\$345.37		\$371.38	\$26.01	7.5%
89	Graduate Nonresident - FT	\$27,405.10		\$28,605.10	\$1,200.00	4.4%
90	Graduate Nonresident - PT	\$891.45		\$941.43	\$49.98	5.6%
91	Graduate Nonresident - Summer	\$426.30		\$452.38	\$26.08	6.1%
92						
93	Professional Fees:					
94	Undergrad. Nursing	\$1,356.00		\$1,356.00	\$0.00	0.0%
95	Engineering Prog. (pch upper division)	\$35.00		\$45.00	\$10.00	28.6%
96	Masters of Athletics Training	\$960.00		\$960.00	\$0.00	0.0%
97	Masters of Genetic Counseling	\$0.00		\$1,100.00	\$1,100.00	0.0%
98						

BOISE STATE UNIVERSITY
Changes to Student Fees for FY 2024
Annual Full-Time Fees and Part-Time Credit Hours Fees

Student Fees:		FY23 Fees	FY24 Initial Notice	Requested		
				FY 2024 Rates	Change	% Chg.
99	Self-Support Fees per Credit Hour:					
100	Executive MBA	\$1,245.00		\$1,372.50	\$127.50	10.2%
101	Master of Business Administration (MBA)	\$750.00		\$750.00	\$0.00	0.0%
102	Bachelor of Criminal Justice: Twin Falls	\$300.00		\$300.00	\$0.00	0.0%
103	Master of Social Work Coeur d'Alene	\$425.00		\$425.00	\$0.00	0.0%
104	Bachelor of Social Work: Twin Falls	\$297.50		\$350.00	\$52.50	17.6%
105	Doctor of Nurse Practice (DNP)	\$820.00		\$820.00	\$0.00	0.0%
106	MN Adult Gerontology Nurse Practitioner (AGNP)	\$890.00		\$890.00	\$0.00	0.0%
107	Graduate Certificate: Adult Gerontology Nursing Practitioner Acute Care					
108	Graduate Certificate: Adult Gerontology Nursing Practitioner Primary Care					
109	B.S. in Nursing (RN to BSN)	\$350.00		\$375.00	\$25.00	7.1%
110	B.S. Respiratory Care (R.R.T. to B.S.)	\$300.00		\$300.00	\$0.00	0.0%
111	M.Ed., Specialist in Exec. Ed. Leadership	\$420.00		\$420.00	\$0.00	0.0%
112	Graduate Certificate in Mathematcs, Learning & Leadership	\$300.00		\$300.00	\$0.00	0.0%
113	M.A. in Education, Language, Literacy, and Culture	\$470.00		\$470.00	\$0.00	0.0%
114	Master of Athletic Leadership	\$385.00		\$385.00	\$0.00	0.0%
115						
116	Online Program Fees per Credit Hour:					
117	BS Imaging Sciences	\$395.00		\$395.00	\$0.00	0.0%
118	Master of Social Work Online	\$495.00		\$495.00	\$0.00	0.0%
119	MS Org. Perf. & Workplace Learn	\$530.00		\$530.00	\$0.00	0.0%
120	Graduate Certificate: Workplace E-Learning Design & Development					
121	Graduate Certificate: Workplace Performance Improvement					
122	Graduate Certificate: Workplace Instructional Design					
123	Undergraduate Certificate: User Research (UX) Professional	\$350.00		\$375.00	\$25.00	7.1%
124	Bachelor of Applied Science (BAS) & BA Interdisc. Prof. Studies (IF	\$350.00		\$375.00	\$25.00	7.1%
125	BBA Management	\$350.00		\$375.00	\$25.00	7.1%
126	Undergraduate Certificate: Business Creation					
127	Undergraduate Certificate: Resort and Hospitality Management					
128	Undergraduate Certificate: Business Prep					
129	Undergraduate Certificate: Plus Business					
130	BA Public Health	\$350.00		\$375.00	\$25.00	7.1%
131	Undergraduate Certificate: Public Health					
132	BA Integrated Strategic Communications	\$350.00		\$375.00	\$25.00	7.1%
133	Undergraduate Certificate: Communication Management Certificate					
134	Undergraduate Certificate: Media Content Management Cert					
135	Online Degree Pathway	\$350.00		\$375.00	\$25.00	7.1%
136	Undergraduate Certificate: Professional Readiness					
137	Associate of Arts					
138	Associate of Science					
139	Conflict Management Undergraduate Certificate	\$350.00		\$375.00	\$25.00	7.1%
140	Conflict Management Graduate Certificate	\$435.00		\$500.00	\$65.00	14.9%
141	MS in Accountancy	\$545.00		\$750.00	\$205.00	37.6%
142	MS in Accountancy - Foundations					
143	Graduate Certificate: Accounting Foundations					
144	Master of Educational Technology	\$478.00		\$478.00	\$0.00	0.0%
145	Graduate Certificate: Designing Accessible Online Education					
146	Graduate Certificate: Educational Games and Simulations					
147	Graduate Certificate: Instructional Technology Coaching					
148	Graduate Certificate: Online Teaching					
149	Graduate Certificate: Technology Integration Specialist					
150	Ed. Specialist in Educational Technology	\$478.00		\$478.00	\$0.00	0.0%
151	EdD in Educational Technology	\$599.00		\$599.00	\$0.00	0.0%
152	MS in Respiratory Care	\$500.00		\$500.00	\$0.00	0.0%
153	MS in Genetic Counseling	\$982.00		\$1,228.00	\$246.00	25.1%

BOISE STATE UNIVERSITY
Changes to Student Fees for FY 2024
Annual Full-Time Fees and Part-Time Credit Hours Fees

Student Fees:	FY23	FY24	Requested		
	Fees	Initial Notice	FY 2024 Rates	Change	% Chg.
154	MS in Cyber Operations and Resilience	\$525.00	\$525.00	\$0.00	0.0%
155	Graduate Certificate: CORE Resilience Engineering				
156	Graduate Certificate: CORE Governance Policy Administration				
157	Graduate Certificate: CORE Analyst and Threat Intelligence				
158	Graduate Certificate: Cryptology Security Analyst	\$525.00	\$525.00	\$0.00	0.0%
159	BS & BAS Cyber Operations and Resilience	\$350.00	\$375.00	\$25.00	7.1%
160	Undergraduate Certificate: Cyber for All				
161	Undergraduate Certificate: Cyber Operations				
162	Undergraduate Certificate: Applied Computing, Systems, and Network				
163	BA Digital Innovation and Design	\$350.00	\$375.00	\$25.00	7.1%
164	Undergraduate Certificate: Data Analysis for All Certificate				
165	Undergraduate Certificate: IT Support for All Certificate				
166	Undergraduate Certificate: Project Management for All Certificate				
167	Undergraduate Certificate: Innovation and Design				
168	Undergraduate Certificate: Content Production				
169	Undergraduate Certificate: Creative Influence				
170	Undergraduate Certificate: UX Design				
171	Master in Population and Health Systems Management	\$790.00	\$790.00	\$0.00	0.0%
172	Graduate Certificate: Computer Assisted Language Learning	\$478.00	\$478.00	\$0.00	0.0%
173	Bachelor in Project Management	\$0.00	\$375.00	\$375.00	0.0%
174	Undergraduate Certificate: Project Management				
175	Undergraduate Certificate: Social Media Creator	\$350.00	\$375.00	\$25.00	7.1%
176	BS in Advanced Medical Imaging	\$395.00	\$395.00	\$0.00	0.0%
177	Undergraduate Certificate: Interventional Radiology/Interventional Cardiology				
178	Undergraduate Certificate: Computed Tomography				
179	Undergraduate Certificate: Diagnostic Medical Sonography				
180	Undergraduate Certificate: Magnetic Resonance Imaging				
181	Undergraduate Certificate: Applied Leadership	\$350.00	\$375.00	\$25.00	7.1%
182	Undergraduate Certificate: Cryptography & Cryptanalysis	\$350.00	\$375.00	\$25.00	7.1%
183					

BOISE STATE UNIVERSITY
Changes to Student Fees for FY 2024
Annual Full-Time Fees and Part-Time Credit Hours Fees

Student Fees:		FY23	FY24	Requested		
		Fees	Initial Notice	FY 2024 Rates	Change	% Chg.
184	Other Fees:					
185	WUE (tuition and fees) - years 3 and 4	\$12,546.00		\$13,173.00	\$627.00	5.0%
186	WUE (tuition and fees) - years 1 and 2 and new students	\$11,130.18		\$11,752.66	\$622.48	5.6%
187	Course Overload Tuition	\$252.00		\$252.00	\$0.00	0.0%
188	In-service Fees/Cr Hr - Undergrad	\$131.00		\$138.00	\$7.00	5.3%
189	In-service Fees/Cr Hr - Graduate	\$172.00		\$180.00	\$8.00	4.7%
190	Dual Credit Fee	\$75.00		\$75.00	\$0.00	0.0%
191	Undergraduate Advising Fee	\$0.00		\$100.00	\$100.00	0.0%
192	New Student Orientation Fee	\$175.00		\$175.00	\$0.00	0.0%

Full- & part-time fees are effective Fall Semester 2023. Summer fees are effective Summer 2024.

BOISE STATE UNIVERSITY

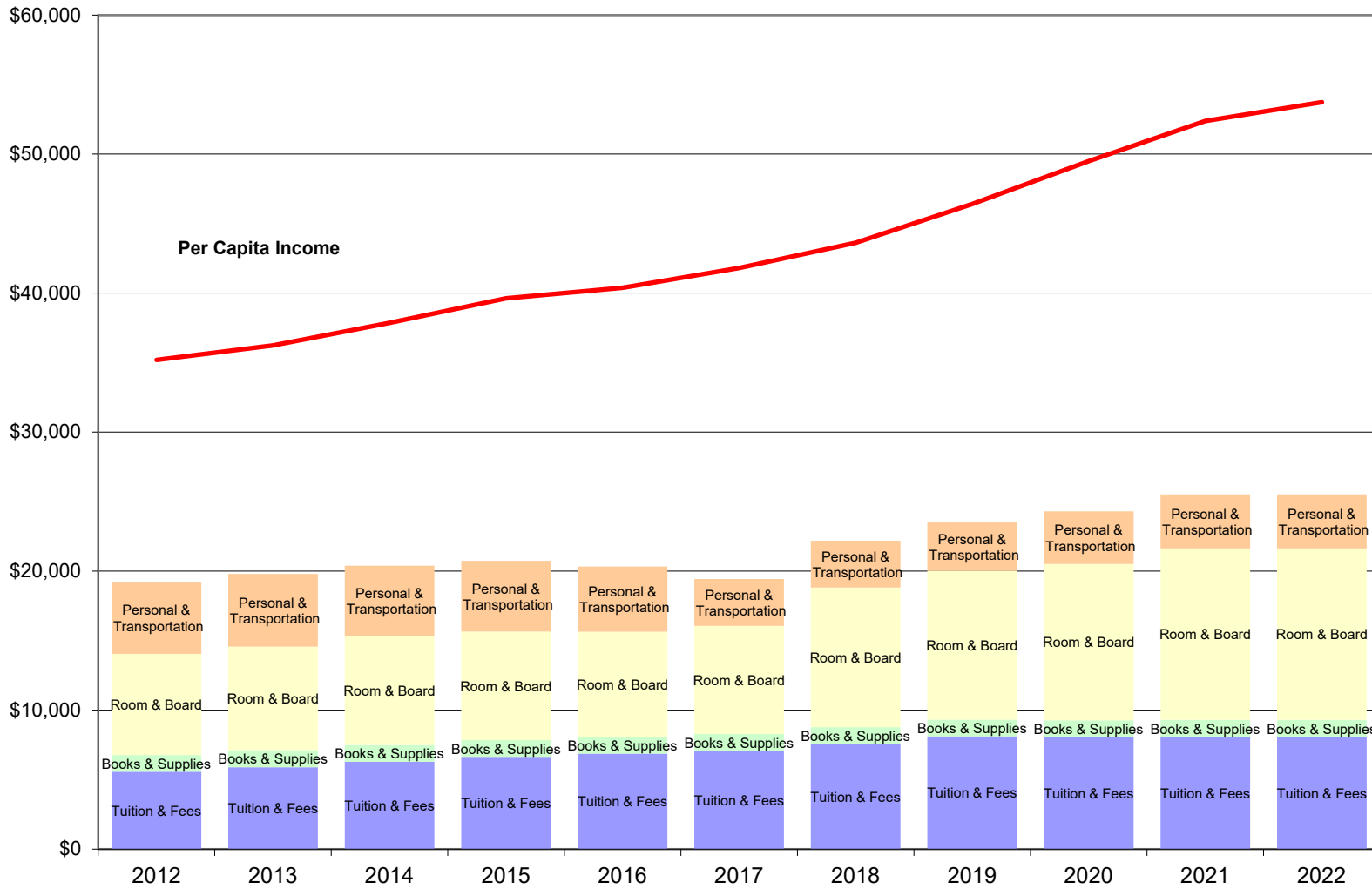
ATTACHMENT 2

4-year History of Board Approved Fees plus FY24 Requested Fees Annual Full-Time Fees and Part-Time Credit Hours Fees

Student Fees:	FY 2020	FY 2021	FY 2022	FY 2023	Request FY 2024	5-Year Increase	% Increase
1 Full-time Fees							
2 Tuition (Unrestricted)	\$5,532.36	\$5,532.36	\$5,532.36	\$5,532.36	\$5,941.32	\$408.96	7.4%
3 Technology Fee	257.14	257.14				(257.14)	-100.0%
4 Facilities Fees	1,389.60	1,389.60				(1,389.60)	-100.0%
5 Student Activity Fees	888.90	880.90				(888.90)	-100.0%
6 Consolidated Mandatory Fee:			2,527.64			0.00	-100.0%
7 Student Enrollment, Engagement and Success				\$101.00	\$101.00	101.00	100.0%
8 Institutional Operations, Services and Support				\$2,407.42	\$2,411.86	2,411.86	100.0%
9 Student Health and Wellness				\$296.22	\$300.82	300.82	100.0%
10 Student Government				\$19.00	\$19.00	19.00	100.0%
11 Student Government - Opt Out Option				\$8.00	\$8.00	8.00	100.0%
12 Total Full-time Fees	\$8,068.00	\$8,060.00	\$8,060.00	\$8,364.00	\$8,782.00	\$714.00	8.8%
13 Percentage Increase	4.9%	-0.1%	0.0%	3.8%	5.0%		
14							
15 Part-time Credit Hour Fees							
16 Resident Tuition	\$251.75	\$251.75	\$251.75	\$251.75	\$270.31	\$18.56	7.4%
17 Technology Fee	11.69	11.69				(11.69)	-100.0%
18 Facilities Fees	63.16	63.16				(63.16)	-100.0%
19 Student Activity Fees	40.40	40.04				(40.40)	-100.0%
20 Consolidated Mandatory Fee:			114.89			0.00	-100.0%
21 Student Enrollment, Engagement and Success				4.59	4.59	4.59	100.0%
22 Institutional Operations, Services and Support				109.42	109.63	109.63	100.0%
23 Student Health and Wellness				13.46	13.67	13.67	100.0%
24 Student Government				0.87	0.87	0.87	100.0%
25 Student Government - Opt Out Option				0.36	0.36	0.36	100.0%
26 Total Part-time Cr Hr Fees	\$367.00	\$366.64	\$366.64	\$380.45	\$399.43	\$32.43	8.8%
27							
28 Summer Fees							
29 Resident Tuition	\$199.08	\$199.08	\$199.08	\$199.08	\$213.90	\$14.82	7.4%
30 Technology Fee	8.90	8.90				(8.90)	-100.0%
31 Facilities Fees	49.44	49.44				(49.44)	-100.0%
32 Student Activity Fees	35.58	35.33				(35.58)	-100.0%
33 Consolidated Mandatory Fee:			93.67			0.00	-100.0%
34 Student Enrollment, Engagement and Success				3.63	3.63	3.63	100.0%
35 Institutional Operations, Services and Support				88.83	88.99	88.99	100.0%
36 Student Health and Wellness				12.74	12.94	12.94	100.0%
37 Student Government				0.80	0.80	0.80	100.0%
38 Student Government - Opt Out Option				0.29	0.29	0.29	100.0%
39 Total Summer Fees	\$293.00	\$292.75	\$292.75	\$305.37	\$320.55	\$27.55	9.4%
40							
41 Other Student Fees							
42 Graduate Fees:							
43 Full-time Grad/Prof	\$1,578.00	\$1,578.00	\$1,578.00	\$1,704.00	\$1,704.00	\$126.00	8.0%
44 Part-time Graduate/Hour	\$103.00	\$103.00	\$103.00	\$111.00	\$111.00	\$8.00	7.8%
45 Nonresident Tuition:							
46 Nonres Tuition - Full Time Premium	\$16,920.00	\$16,920.00	\$16,920.00	\$17,337.10	\$18,194.00	\$1,274.00	7.5%
47 Nonres Tuition - Part Time Premium	\$357.00	\$357.00	\$357.00	\$400.00	\$400.00	\$43.00	12.0%
48 Professional Fees:							
49 Undergrad. Nursing	\$1,356.00	\$1,356.00	\$1,356.00	\$1,356.00	\$1,356.00	\$0.00	0.0%
50 Engineering Prog. (pch upper division)	\$35.00	\$35.00	\$35.00	\$35.00	\$45.00	\$10.00	28.6%
51 Masters of Athletics Training	n/a	n/a	n/a	\$960.00	\$960.00	n/a	n/a
52 Masters of Genetic Counseling	n/a	n/a	n/a	n/a	\$1,100.00	n/a	n/a
53 Self-Support Program Fees:							
54 Executive MBA	\$1,245.00	\$1,245.00	\$1,245.00	\$1,245.00	\$1,372.50	\$127.50	10.2%
55 MBA Online	\$750.00	\$750.00	\$750.00	\$750.00	\$750.00	\$0.00	0.0%
56 Bachelor of Criminal Justice: Twin Falls	\$275.00	\$275.00	\$287.50	\$300.00	\$300.00	\$25.00	9.1%
57 Master of Social Work: Coeur d'Alene	\$400.00	\$400.00	\$425.00	\$425.00	\$425.00	\$25.00	6.3%
58 Bachelor of Social Work: Twin Falls	\$275.00	\$275.00	\$297.50	\$297.50	\$350.00	\$75.00	27.3%
59 Doctor of Nurse Practice (DNP)	\$750.00	\$750.00	\$820.00	\$820.00	\$820.00	\$70.00	9.3%
60 Adult Gerontology Nurse Practitioner (AGNP) & Grad Certificate	\$890.00	\$890.00	\$890.00	\$890.00	\$890.00	\$0.00	0.0%
61 B.S. in Nursing (RN to BSN)	\$350.00	\$350.00	\$350.00	\$350.00	\$375.00	\$25.00	7.1%
62 B.S. Respiratory Care (R.R.T. to B.S.)	\$300.00	\$300.00	\$300.00	\$300.00	\$300.00	\$0.00	0.0%
63 M.Ed., Specialist in Exec. Ed. Leadership	\$420.00	\$420.00	\$420.00	\$420.00	\$420.00	\$0.00	0.0%
64 Grad Cert Mathematics, Learning & Leadership	\$225.00	\$225.00	\$225.00	\$300.00	\$300.00	\$75.00	33.3%
65 M.A. in Education, Language, Literacy, and Culture	\$375.00	\$375.00	\$422.50	\$470.00	\$470.00	\$95.00	25.3%
66 Master of Athletic Leadership	\$378.00	\$378.00	\$385.00	\$385.00	\$385.00	\$7.00	1.9%
67 Online Program Fees							
68 Bachelor of Science in Imaging Science	\$395.00	\$395.00	\$395.00	\$395.00	\$395.00	\$0.00	0.0%
69 Master of Social Work Online	\$495.00	\$495.00	\$495.00	\$495.00	\$495.00	\$0.00	0.0%
70 Org. Perf. & Workplace Learn and Graduate Certificates	\$500.00	\$500.00	\$500.00	\$530.00	\$530.00	\$30.00	6.0%
71 Cert in User Research (UX) Professional	\$350.00	\$350.00	\$350.00	\$350.00	\$375.00	\$25.00	7.1%
72 BAS/IPS	\$350.00	\$350.00	\$350.00	\$350.00	\$375.00	\$25.00	7.1%
73 B.B.A. Management	\$350.00	\$350.00	\$350.00	\$350.00	\$375.00	\$25.00	7.1%
74 Bachelor of Public Health and Certificate	\$350.00	\$350.00	\$350.00	\$350.00	\$375.00	\$25.00	7.1%
75 BA Integrated Strategic Communication and Certificates	\$350.00	\$350.00	\$350.00	\$350.00	\$375.00	\$25.00	7.1%
76 Online Degree Pathway	\$350.00	\$350.00	\$350.00	\$350.00	\$375.00	\$25.00	7.1%
77 Conflict Mgmt Undergrad Certificate	n/a	n/a	\$350.00	\$350.00	\$375.00	n/a	n/a
78 Conflict Mgmt Grad Certificate	n/a	n/a	\$435.00	\$435.00	\$500.00	n/a	n/a

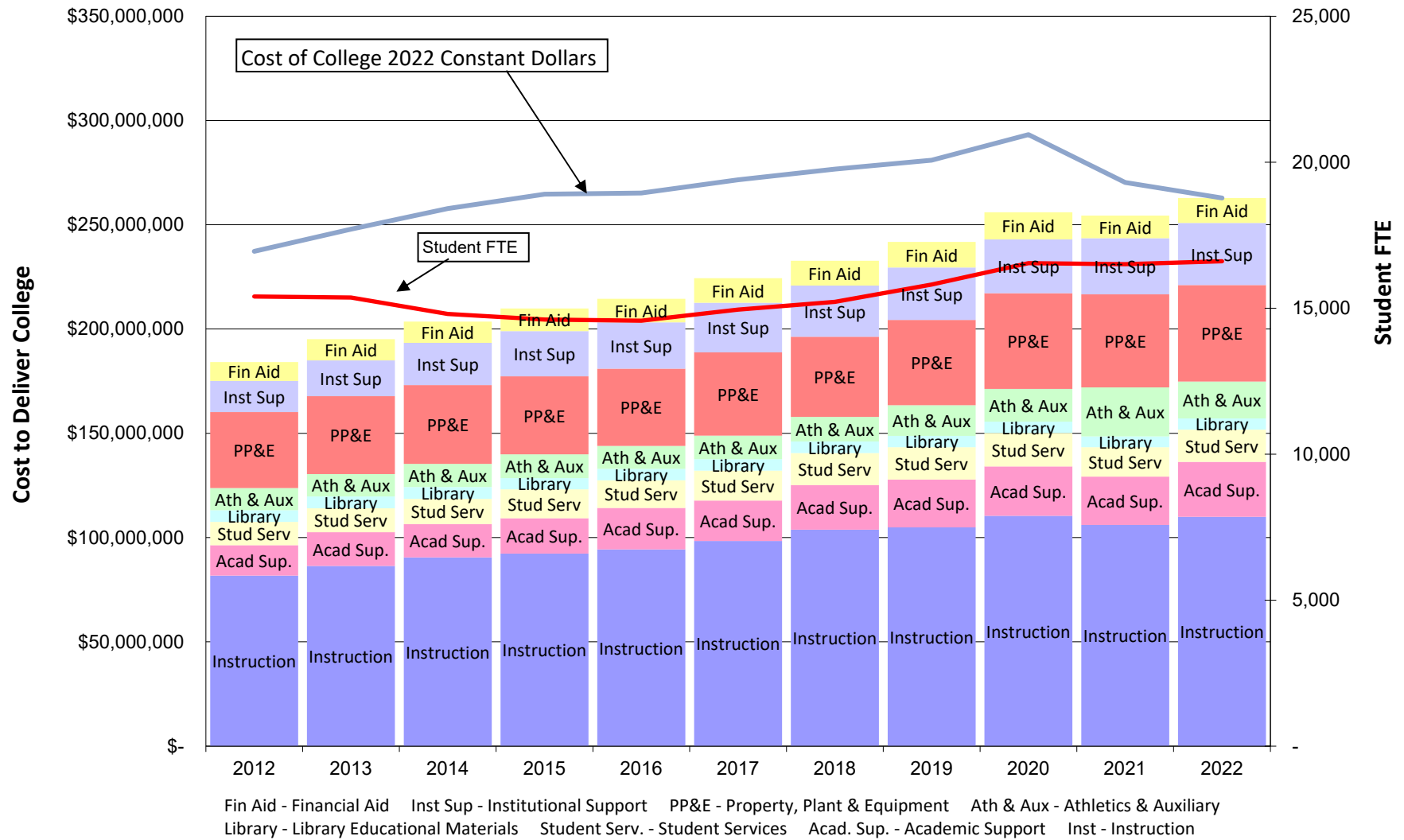
79	M.S. Accountancy	\$495.00	\$495.00	\$545.00	\$545.00	\$750.00	\$255.00	51.5%
80	Master of Educational Technology	\$478.00	\$478.00	\$478.00	\$478.00	\$500.00	\$22.00	0.0%
81	EdD in Educational Technology	\$599.00	\$599.00	\$599.00	\$599.00	\$599.00	\$0.00	0.0%
82	Master of Respiratory Care	\$500.00	\$500.00	\$500.00	\$500.00	\$500.00	\$0.00	0.0%
83	Master of Genetic Counseling	\$982.00	\$982.00	\$982.00	\$982.00	\$1,228.00	n/a	n/a
84	MS in Cyber Operations and Resilience	n/a	n/a	\$525.00	\$525.00	\$525.00	n/a	n/a
85	Graduate Certificate Cryptology Security Analyst	n/a	n/a	n/a	\$525.00	\$525.00	n/a	n/a
86	BS & BAS Cyber Operations and Resilience	n/a	n/a	\$350.00	\$350.00	\$375.00	n/a	n/a
87	BA Digital Innovation and Design	n/a	n/a	\$350.00	\$350.00	\$375.00	n/a	n/a
88	Master of Population and Health Systems Mngmnt	n/a	n/a	\$790.00	\$790.00	\$790.00	n/a	n/a
89	Graduate Certificate: Computer Assisted Language Learning	n/a	n/a	\$478.00	\$478.00	\$478.00	n/a	n/a
90	Undergraduate Certificate: Project Management	n/a	n/a	n/a	\$350.00	\$375.00	n/a	n/a
91	Undergraduate Certificate: Social Media Creator	n/a	n/a	n/a	\$350.00	\$375.00	n/a	n/a
92	BS in Advanced Medical Imaging	n/a	n/a	n/a	\$395.00	\$395.00	n/a	n/a
93	Undergraduate Certificate: Applied Leadership	n/a	n/a	n/a	\$350.00	\$375.00	n/a	n/a
94	Undergraduate Certificate: Cryptography & Cryptanalysis	n/a	n/a	n/a	\$350.00	\$375.00	n/a	n/a
95	Other Fees:							
96	Western Undergrad Exchange (tuition and fees) - years 3 and 4	\$4,034.00	\$4,030.00	\$4,030.00	\$4,182.00	\$4,182.00	\$148.00	3.7%
97	Western Undergrad Exchange (tuition and fees) - years 1 and 2 and new students	n/a	n/a	n/a	\$2,766.00	\$3,022.00	n/a	n/a
98	Tuition over 16 hours (AY18 over 15 hours)	\$252.00	\$252.00	\$252.00	\$252.00	\$252.00	\$0.00	0.0%
99	In-service Fees/Cr Hr - Undergrad	\$129.00	\$129.00	\$129.00	\$131.00	\$138.00	\$9.00	7.0%
100	In-service Fees/Cr Hr - Grad	\$170.00	\$170.00	\$167.00	\$172.00	\$180.00	\$10.00	5.9%
101	Dual Credit Fee	\$75.00	\$75.00	\$75.00	\$75.00	\$75.00	\$0.00	0.0%
102	Undergraduate Advising Fee	n/a	n/a	n/a	n/a	\$100.00	n/a	n/a
103	New Student Orientation Fee	\$175.00	\$175.00	\$175.00	\$175.00	\$175.00	\$0.00	0.0%

Cost of Attending College vs. Per Capita Income Boise State University

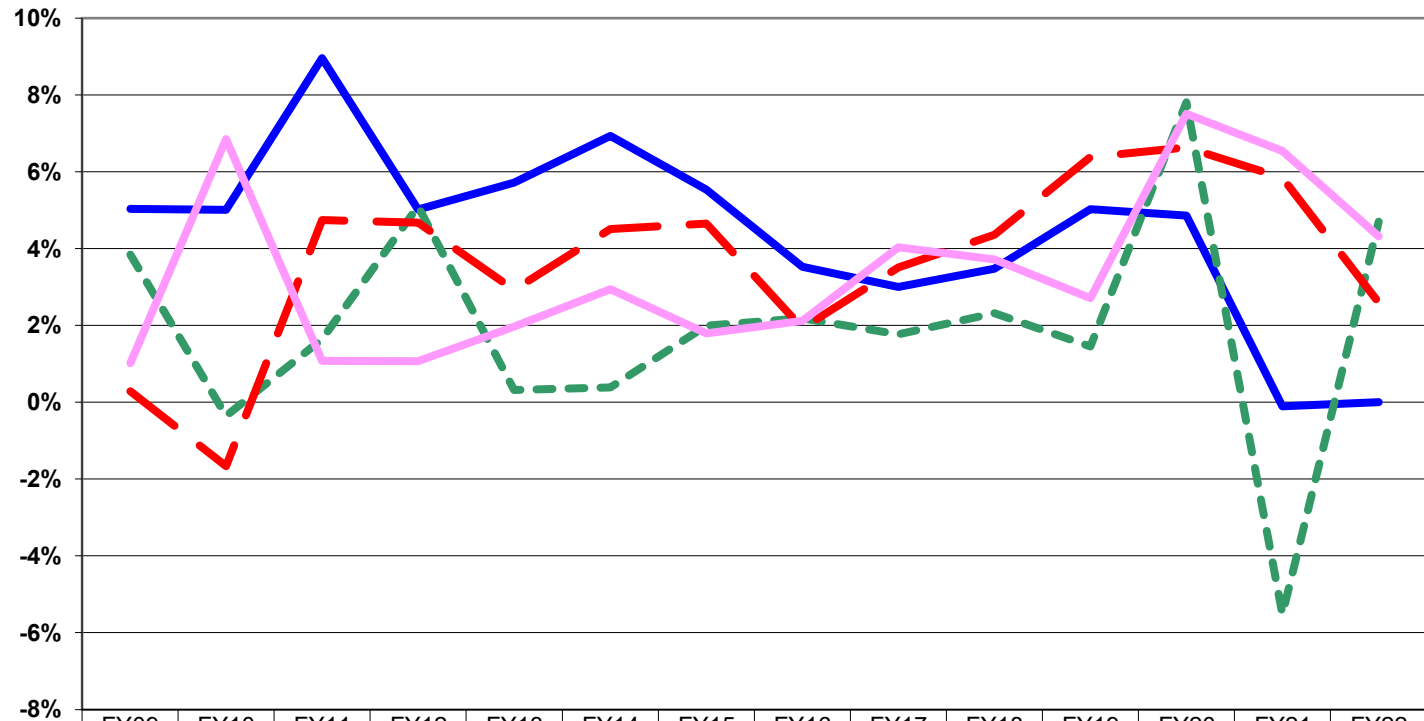


The Cost of Attendance includes the full tuition and fees and does not reflect a student possibly receiving financial aid, scholarships, or discounts.

Cost to Deliver College Boise State University

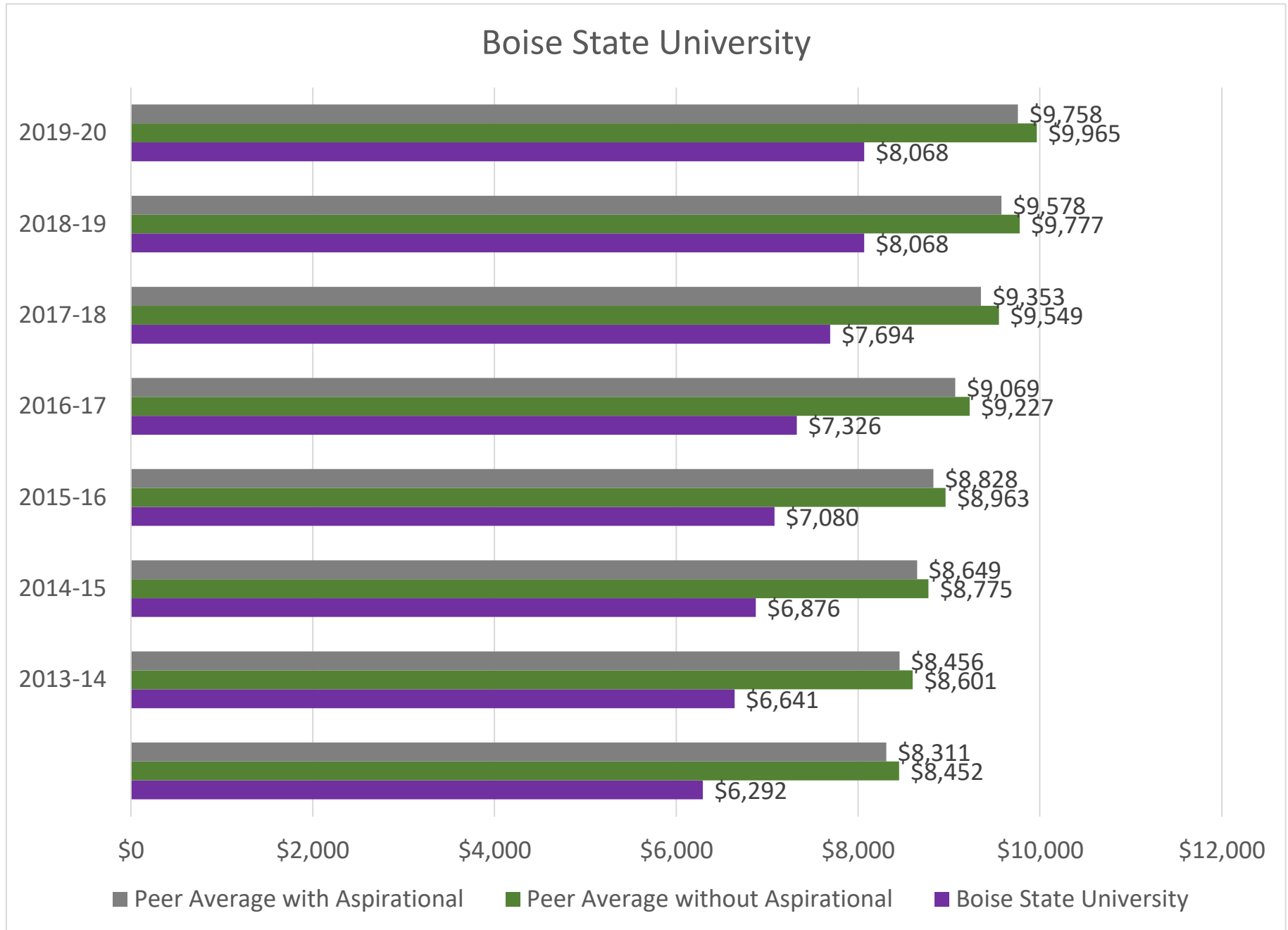


**Boise State University
Resident Tuition and Fees, CPI, Per Capita Income, Average Annual Wage
% Increase from Prior Year**



	FY09	FY10	FY11	FY12	FY13	FY14	FY15	FY16	FY17	FY18	FY19	FY20	FY21	FY22
Resident Tuition and Fees	5.03%	5.01%	8.96%	5.02%	5.71%	6.93%	5.53%	3.52%	3.00%	3.47%	5.02%	4.86%	-0.10%	0.00%
Consumer Price Index	3.84%	-0.36%	1.64%	5.10%	0.32%	0.38%	1.99%	2.18%	1.77%	2.31%	1.45%	7.81%	-5.52%	4.70%
Idaho Per Capita Income	0.29%	-1.66%	4.74%	4.68%	2.92%	4.51%	4.65%	1.92%	3.51%	4.36%	6.38%	6.64%	5.84%	2.60%
Idaho Average Annual Wage	1.02%	6.85%	1.08%	1.07%	1.97%	2.95%	1.79%	2.12%	4.03%	3.71%	2.71%	7.51%	6.54%	4.31%

Source: Bureau of Economic Analysis, U.S. Department of Commerce
Division of Financial Management Economic Forecast, January 2022



BOISE STATE UNIVERSITY

SUBJECT

Professional Fee for Master of Science in Genetic Counseling

APPLICABLE STATUTE, RULE, OR POLICY

Idaho State Board of Education Governing Policies & Procedures, Section V.R: Establishment of Tuition and Fees

BACKGROUND/DISCUSSION

Boise State University is proposing a professional fee for the Master of Science in Genetic Counseling (MSGC) of \$550 per semester of Fieldwork (three total). If approved, this will allow the program to remain competitive with maintaining and establishing clinical rotation sites. Clinical experiences are a requirement of accreditation (ACGC Standards of Accreditation B3 Fieldwork Training).

The request to add a professional fee is directly related to clinical instruction (field experience) which has become highly volatile since the COVID 19 pandemic. Currently, the genetic counseling workforce is experiencing a significant shortage, mostly in the clinical roles, as professionals move towards industry leaving an absence of genetic counselors to staff clinical positions and thereby serve as supervisors for students. This has created a very competitive environment for programs. Although not common yet, some genetic counseling programs with the means have shifted to providing a small compensation for clinical supervision. A direct competitor to the Boise State MSGC program, BayPath who offer a mostly online educational model, is one of these programs compensating supervisors. In order to stay competitive, the Boise State program would use the professional fee to pay supervisors.

The program also utilizes simulated learning experiences which have been highly favorable among students and faculty. The program currently has two standardized patient encounters for each of the 12 students in the program. Ideally, the program could increase this to four standardized patient encounters in order to provide additional clinical instruction, support, and evaluation of clinical skill acquisition.

This fee proposal meets the criteria for professional fees as detailed in the above-referenced policy as follows:

Credential or Licensure Requirement:

Genetic counseling graduates must become licensed according to the state they choose to work in. Prior to applying for licensure, graduates take the American Board of Genetic Counseling (ABGC) national certification examination. Thus, to practice as a genetic counselor, graduates must be certified and licensed, much like other health care providers.

Accreditation Requirement:

The MSGC program is accredited by the Accreditation Council for Genetic Counseling (ACGC).

Extraordinary Program Costs:

The MSGC program operates over 21 consecutive months and many clinical instructors (supervisors) supervise students in the community and in surrounding states throughout the entire year. Current tuition is not sufficient to cover the cost of compensating clinical instruction and supervision or adding more standardized patient encounters. Clinical instruction also requires costly annual licensing of database software technology to manage each student’s clinical experience, evaluation, and proficiency in skill attainment. Annual fees for accreditation and program review continue to increase from year to year. Tuition is not sufficient to keep pace with all of the required fees to operate a credentialed health care program.

Additionally, the program must cover the expenses accrued for hiring of standardized patients to replicate real patient evaluation. Due to the nature of the discipline only standardized patients with the most experience (Tier 3) can participate in the student encounters which is a higher cost to the program (\$18/hour v \$14/hour).

IMPACT

Boise State would like to implement a \$550 per semester professional fee, to be assessed during each of the three semesters in the second year of the MSGC program. The total amount of professional fees will be \$1,650. The program seeks to align with the University’s goal of providing students an accessible, cost effective and high-quality graduate professional health care program.

Professional fees will be used to support student success and enhance the quality of our students’ education by providing greater incentives for more clinical sites to consider partnering with the MSGC program as well as increasing the availability of standardized patient encounters. Without this change the program is unable to expand beyond the current cohort size as clinical sites are the limiting factor.

ATTACHMENTS

N/A

STAFF COMMENTS AND RECOMMENDATIONS

BOARD ACTION

I move to approve the request by Boise State University to implement a \$550 per semester professional fee, to be assessed during each of the three semesters in the second year of the MSGC program. The total amount of professional fees will be \$1,650.

Moved by _____ Seconded by _____ Carried Yes _____ No _____

Idaho State University

FY2024 Student Tuition and Fee Request

Proposed Changes to Student Tuition and Fees

Notice of public hearings seeking testimony on proposed tuition and fee increases for the 2023-2024 academic year was sent to the Associated Students of Idaho State University on March 1, 2023, and published in the ROAR Weekly on March 1, 2023. The published rates stated that the University was considering increases that totaled an 8% increase in full-time undergraduate resident tuition and fees. Public hearings were held on March 8 and 9. Members of ISU's Administrative and Leadership Councils were present to hear feedback and respond to questions.

The attached worksheet presents the requested tuition and fee rate changes for FY2024.

At the close of all the University processes, the University decided to forward to the Board a tuition and fee increase request of 5% for full-time undergraduate resident students.

Background

The FY2024 College and Universities budget approved by the Joint Finance-Appropriations Committee does not include general fund support for ISU's \$2.4 million inflationary adjustments (with utility increases of \$1.2 million alone), \$1.4 million to complete a fully funded change in employee compensation or \$1.1 million in capital asset replacement and occupancy costs. The Capacity Enhancement Funding, less the Enrollment Workload Adjustment, nets \$773,000 in additional general fund support. This is the only true increase in funding provided by the FY2024 appropriation.

The reality of the appropriation is that it results in a budget gap of \$4.1 million relative to the FY2023 budget. To address this gap, the University would need to raise tuition and fees by 8% to remain budget neutral. If the gap is not addressed, the existing structural deficit in the University's central budget will be exacerbated.

Even with these budget challenges, the University is in an overall healthy financial position. Prudent management of the University's finances, conservative budgeting, and mindful spending has resulted in an increase in net position over the last four years. However, the University is still in a multi-year process of managing a structural budget

deficit in the central appropriated budget. The requested 5% increase will not provide sufficient resources to address the shortfalls in the legislatively approved budget.

One key factor to consider is that the University's efforts to increase enrollment after a decade of declines are working. ISU has seen a positive enrollment increase for four semesters, which also positively impacts revenue. The University needs to be mindful of the impact raising tuition will have on our students. Access and affordability are key issues for Idaho students, and raising tuition will have a direct impact on both. Given these issues, the University has not raised tuition in three years, with last year being only a 1.1% increase in student activity fees. Raising tuition by 5% this year is the equivalent of having raised tuition 1.5% per year for the last four years, which is still not enough to keep pace with inflation and wage increases over that same time period.

To address its structural deficit, the University has launched a Budget Optimization Initiative, a year-long comprehensive, collaborative, and transparent study of the entire budget to present recommendations for budget rightsizing.

Given all the above factors, a tuition increase of well over 5% is warranted. The proposed tuition and fees submitted herewith for your approval, in conjunction with a year-long budget optimization initiative, will help resolve ISU's budget deficit and provide fiscal sustainability and resources for mission fulfillment.

Summary of Proposed Tuition and Fees

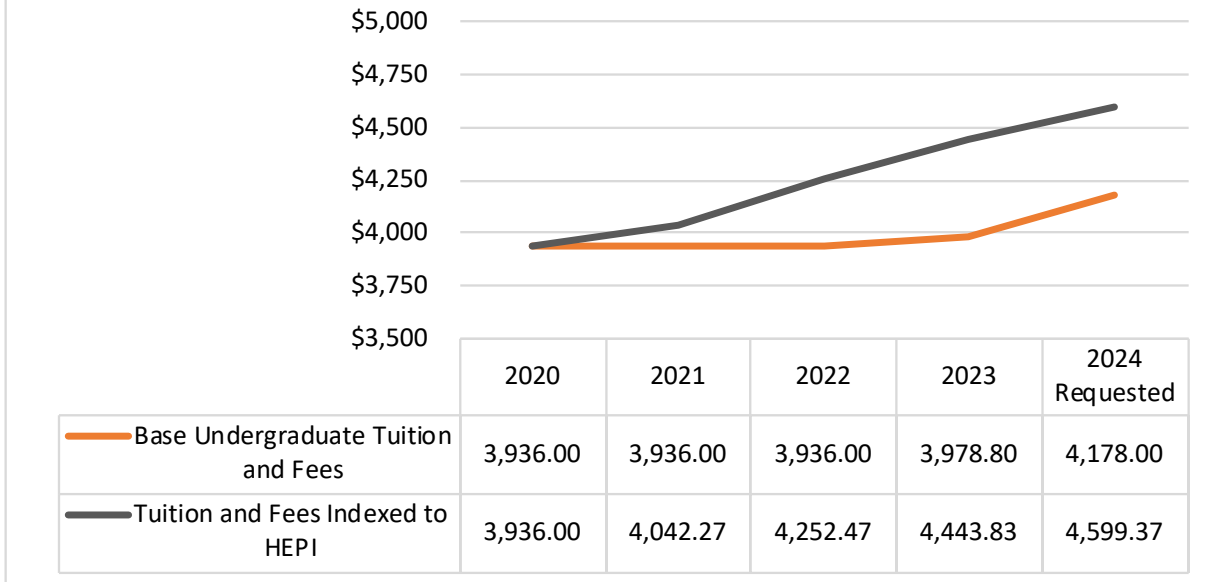
Resident Undergraduate Tuition & Fees

Resident undergraduate tuition and fees are proposed at \$4,178 per semester (\$8,356 per year), a \$199.20 (\$398.40 per year) or 5% increase over FY2023 rates. Part-time resident undergraduate tuition and fees are proposed at \$426.75 per credit hour, a \$20.31 or 5.0% increase over FY2023 rates.

These increases will support CEC, fringe rate increases, other inflationary factors, and continued investments in student retention and success.

The chart on the following page shows ISU's resident undergraduate tuition and fees indexed to the Higher Education Price Index (HEPI). Proposed rates for FY2024 are equivalent to a 1.5% annual increase over the four- year period from FY2021 to FY2024 and are still not on pace with inflation.

Base Undergraduate Tuition and Fees



HEPI: FY2021 2.7%, FY2022 5.2%, FY2023 est. 4.5%, FY2024 est. 3.5%

Resident Graduate Tuition & Fees

Full-time resident graduate tuition and fees are proposed at \$5,634 per semester (\$11,268 per year), a \$318.88 (\$637.76 per year) or 6% increase over FY2023 rates. Part-time resident graduate tuition and fees are proposed at \$564 per credit hour, a \$23.52 or 4.4% increase over FY2023 rates. These proposed rates align part-time resident graduate tuition at 1/10 full-time tuition.

These recommended fee increases consider market factors and costs required for delivering high quality graduate educational programs, to include anticipated CEC and fringe rate increases, inflationary factors, and program investments.

Non-Resident Tuition & Fees

Full-time non-resident undergraduate tuition and fees are proposed at \$13,733 per semester (\$27,466 per year), a \$765.39 (\$1,530.78 per year) or 5.9% increase over FY2023 rates. Part-time non-resident undergraduate tuition and fees are proposed at \$858 per credit hour, a \$155.54 or 22.1% increase over FY2023 rates. These proposed rates align part-time non-resident undergraduate tuition at 1/16 full-time tuition.

Full-time non-resident graduate tuition and fees are proposed at \$15,076 per semester (\$30,152 per year), a \$772.07 (\$1,544.14 per year) or 5.4% increase over FY2023 rates.

Part-time non-resident graduate tuition and fees are proposed at \$942 per credit hour, a \$105.50 or 12.6% increase over FY2023 rates. These proposed rates align part-time non-resident graduate tuition at 1/16 full-time tuition.

These recommended fee increases consider market factors and costs required for delivering high quality educational programs and services, to include anticipated CEC and fringe rate increases, inflationary factors, and program investments.

Consolidated Mandatory Fee

Consolidated Mandatory Fees are included in the rates presented above. They are proposed at \$1,181.88 per semester (\$2,363.76 per year), a \$167.10 (\$334.20 per year) or 16.5% increase over FY2023 rates. Part-time rates are proposed at \$83.13 per credit hour, a \$11.72 or 16.4% increase over FY2023 rates. These increases support CEC, fringe rate increases, and other inflationary costs for services and activities housed in local and auxiliary funds. They also include increases in the Facilities and Information Technology fees to support extraordinary inflationary cost increases and multi-year phase-out of the per-credit fee for online courses. Proposed Mandatory Student Activity fees include an opt-out Student Clubs and Organizations Fee of \$4.50/semester for full-time students and \$.35/credit hour for part-time students.

ISU Proposed Tuition and Fee Revenue Impact

	Central University Funds	Local & Auxiliary Funds	Total
Base Tuition	\$ 600,000	\$ -	\$ 600,000
Non-Resident Fees	900,000	-	900,000
Consolidated Mandatory Fee			
Facilities and IT Fee*	1,770,000	-	1,770,000
Student Activity Fees	-	360,000	360,000
Total Consolidated Mandatory Fee	\$ 1,770,000	\$ 360,000	\$ 2,130,000
	\$ 3,270,000	\$ 360,000	\$ 3,630,000

*Part of Institutional Operations, Services, and Support

Professional Fees

ISU is proposing increases to select professional fees as outlined below. These recommendations are based on an analysis of program costs, student impact, workforce outcomes, and market conditions.

Athletic Training

The College of Health is proposing a professional fee increase of 4.5% (\$34 per semester, \$68 per year) for the Master of Science in Athletic Training. This increase will help offset costs associated with administrative support functions, medical malpractice insurance, and other inflationary factors.

Audiology

The Audiology program in the Department of Communication Sciences Disorders (CSD) is proposing a professional fee increase of 28.2% (\$31 per credit hour). This increase will help offset costs associated with CEC, fringe rate increases, equipment upgrade and replacement, medical malpractice insurance, and other inflationary factors.

Communication Sciences and Disorders

The Bachelor of Science in Communication Sciences and Disorders program is proposing a new professional fee of \$180 per credit hour. This new fee realigns fees for the Speech Language Pathology on-campus, online, and pre professional programs with the Communication Sciences and Disorders program, while keeping program costs in line with peer institutions and covering program expenses.

Dental Hygiene Bachelor of Science Program

The Dental Hygiene Department is proposing a professional fee increase of 7.5% (\$350 per session, \$700 per year) for its Dental Hygiene Bachelor of Science Program. This increase will help offset costs associated with CEC, fringe rate increases, dental supplies and personal protective equipment, medical malpractice insurance, and other inflationary factors.

Dental Hygiene Master of Science Program

The Dental Hygiene Department is proposing a professional fee increase of 8.6% (\$16 per credit hour) for its Master of Science in Dental Hygiene Didactic Program and 2.2% (\$6 per credit hour) for its Master of Science in Dental Hygiene Thesis program. These increases will help offset costs associated with administrative support functions, computer and technology upgrades, medical malpractice insurance, and other inflationary factors.

Dietetics

The Master of Science in Nutrition with Dietetic Internship Program within the department of Nutrition and Dietetics is proposing a professional fee increase of 4.5% (\$49 per session, \$147 per three-session year). This increase will help offset costs associated with materials and supplies, medical malpractice insurance, and other inflationary factors.

Graduate Counseling

The Department of Counseling is proposing a professional fee increase of 14% (\$99 per session, \$198 per year) for the Master's in Counseling program. This increase will help offset costs associated with CEC, fringe rate increases, medical malpractice insurance, and other inflationary factors.

Idaho Dental Education Program (IDEP)

IDEP provides access to dental education for Idaho students through a cooperative agreement between ISU and Creighton University in Omaha, Nebraska. The program fee is set by Creighton University.

Medical Laboratory Science

The Medical Lab Science program is proposing a professional fee increase of 7% (\$55 per session, \$110 per year). This increase will help offset costs associated with administrative support functions, medical malpractice insurance, and other inflationary factors.

Nursing BSN / RN to BS Completion / BS Accelerated

The BSN, RN to BS Completion, and the BS Accelerated programs in the School of Nursing are proposing a professional fee increase of 6.5% (\$76 per session, \$152 per year). This increase will help offset costs associated with CEC, fringe rate increases, medical malpractice insurance, and other inflationary factors.

Nursing DNP

The Nursing DNP program in the School of Nursing is proposing a professional fee increase of 5.8% (\$142 per session, \$248 per year). This increase will help offset costs associated with CEC, fringe rate increases, medical malpractice insurance, and other inflationary factors.

Nursing MSN

The Nursing MSN program in the School of Nursing is proposing a professional fee increase of 8.3% (\$117 per session, \$234 per year). This increase will help offset costs associated with CEC, fringe rate increases, medical malpractice insurance, and other inflationary factors.

Nursing PhD

The Nursing PhD program in the School of Nursing is proposing a professional fee increase of 6.8% (\$128 per session, \$256 per year). This increase will help offset costs associated with CEC, fringe rate increases, medical malpractice insurance, and other inflationary factors.

Occupational Therapy

The Occupational Therapy (OT) Program is proposing a professional fee increase of 7% (\$249 per session, \$747 per three-session year) for non-resident students and 7% (\$113 per session, \$339 per three-session year). These increases will help offset costs associated with CEC, fringe rate increases, medical malpractice insurance, and other inflationary factors.

Pharmacy

The College of Pharmacy is proposing a professional fee increase of 9% (\$766 per session, \$1,532 per year) for non-resident students and 9% (\$559 per session, \$1,118 per year) for resident students. These increases will help offset costs associated with CEC, fringe rate increases, faculty promotion, medical malpractice insurance, and other inflationary factors.

Physical Therapy

The Physical Therapy (PT) Program is proposing a professional fee increase of 9.4% (\$361 per session, \$1,083 per three-session year) for non-resident students and 9.3% (\$164 per session, \$492 per three-session year) for resident students. These increases will help offset costs associated with CEC, fringe rate increases, faculty salaries, medical malpractice insurance, and other inflationary factors.

Physician Assistant

The department of Physician Assistant Studies is proposing an 7.6% (\$626 per session, \$1,878 per three-session year) increase in professional fees for non-resident students and a 7.6% (\$612 per session, \$1,836 per three-session year) increase for resident students. These increases will help offset costs associated with CEC, fringe rate increases, faculty promotion, medical malpractice insurance, and other inflationary factors.

Radiographic Science

The Radiographic Science Program is proposing a professional fee increase of 7.2% (\$33 per session, \$66 per year). This increase will help offset costs associated with equipment upgrades and replacements, medical malpractice insurance, and other inflationary factors.

Sign Language Interpreting

The Sign Language Interpreting program is proposing a professional fee increase of 7.5% (\$9 per credit hour). This increase will help offset costs associated with faculty salaries, medical malpractice insurance, and other inflationary factors.

Social Work BA

The Social Work BA program is proposing a professional fee increase of 40% (\$50 per session, \$100 per year). This increase will help offset costs associated with increased instruction and accrediting fees. Additionally, this increase will help offset costs associated with the student field experience and outcomes system.

Social Work MS

The Social Work MS program is proposing a professional fee increase of 24.3% (\$50 per session, \$100 per year). This increase will help offset costs associated with increased instruction and accrediting fees. Additionally, this increase will help offset costs associated with the student field experience and outcomes system.

Speech-Language Pathology (On-Campus)

The Speech-Language Pathology (SLP) On-Campus program in the Department of Communication Sciences Disorders is proposing a professional fee increase of 94.7% (\$90 per credit hour). This large increase realigns fees for the SLP on-campus, online, pre professional programs and the new Communication Sciences and Disorders BS program, while keeping program costs in line with peer institutions. This increase will help offset costs associated with equipment replacement, CEC, fringe rate increases, medical malpractice insurance, and other inflationary factors.

Speech-Language Pathology (Online)

The Speech-Language Pathology (Online) program in the Department of Communication Sciences Disorders (CSD) is proposing a professional fee decrease of 23.8% (\$125 per credit hour). This decrease realigns fees for the SLP on-campus, online, pre professional programs and the new Communication Sciences and Disorders BS program, while keeping program costs in line with peer institutions and covering program costs.

Speech Language Pathology Online Pre-Professional

The Speech-Language Pathology Online Pre-Professional program in the Department of Communication Sciences Disorders (CSD) is proposing a professional fee decrease of 43.6% (\$139 per credit hour). This decrease realigns fees for the SLP on-campus, online, pre professional programs and the new Communication Sciences and Disorders BS program, while keeping program costs in line with peer institutions and covering program costs.

Online and Self-Support Program Fees

ISU is proposing increases to select online and self-support program fees as outlined below. These recommendations are based on an analysis of program costs, student impact, workforce outcomes, and market conditions.

Clinical Psychopharmacology

The Clinical Psychopharmacology program in the College of Pharmacy is proposing an online program fee increase of 3.4% (\$19 per credit hour). This increase will help offset costs associated with CEC, fringe rate increases, and other inflationary factors.

Elementary Education BA/BS

The Elementary Education BA/BS programs in the College of Education are proposing an online program fee increase of 8% (\$21 per credit hour). These increases will help offset costs associated with CEC, fringe rate increases, program expansion, and other inflationary factors.

Fire Services Administration

The Fire Services Administration program in the Department of Emergency Services is proposing an online program fee increase of 6% (\$15 per credit hour). This increase will help offset costs associated with CEC, fringe rate increases, program expansion, and other inflationary factors.

Health Informatics

The Health Informatics program is proposing an online program fee increase of 5.4% (\$29 per credit hour) for the Master of Science in Health Informatics program. This increase will help offset costs associated with CEC, fringe rate increases, and other inflationary factors.

Land Surveying

The Land Surveying Certificate Program in the College of Technology is proposing an online program fee increase of 9.1% (\$30 per credit hour). This increase will help offset costs associated with CEC, fringe rate increases, field support, and other inflationary factors.

Special Education BA/BS

The Special Education BA/BS programs in the College of Education are proposing an online program fee increase of 8% (\$21 per credit hour). These increases will help offset costs associated with CEC, fringe rate increases, program expansion, and other inflationary factors.

Surveying Technician Technical Certificate

The Surveying Technician Technical Certificate Program in the College of Technology is proposing an online program fee increase of 9.1% (\$30 per credit hour). This increase will help offset costs associated with CEC, fringe rate increases, capital equipment, and other inflationary factors.

Diagnostic Medical Sonography

The Diagnostic Medical Sonography Program within the Department of Radiographic Sciences is proposing a self-supporting program fee increase of 7.3% (\$22 per credit hour). This increase will help offset costs associated with CEC, fringe rate increases, program equipment, and other inflationary factors.

IDAHO STATE UNIVERSITY 2023-2024 STUDENT FEE DISTRIBUTION

FULL TIME STUDENT - PER SEMESTER	Semester	Semester	Increase	
	2022-2023	2023-2024	Amount	%
Undergraduate	\$ 3,978.80	\$ 4,178.00	\$ 199.20	5.0%
Western Undergraduate Exchange	5,460.81	5,676.00	215.19	3.9%
Undergraduate Non-Resident	12,967.61	13,733.00	765.39	5.9%
Graduate	5,315.12	5,634.00	318.88	6.0%
Graduate Non-Resident	14,303.93	15,076.00	772.07	5.4%

Consolidated Mandatory Fees (included in above totals)				
Student Enrollment, Engagement, and Success	\$ 27.16	\$ 27.16	\$ -	0.0%
Student Health and Wellness	161.01	171.44	10.43	6.5%
Institutional Operations, Services, and Support	756.14	912.31	156.17	20.7%
Student Government	66.47	66.47	-	0.0%
Student Clubs and Organizations ⁽¹⁾	4.00	4.50	0.50	12.5%
Total Mandatory Fees	\$ 1,014.78	\$ 1,181.88	\$ 167.10	16.5%

(1) Students may opt-out of the Student Clubs and Organizations Fee

PART-TIME - PER CREDIT HOUR	Sem 22/23	Sem 23/24	Increase	
	Summer (23)	Summer (24)	Amount	%
	Cr.Hr.Fee	Cr.Hr.Fee		
Undergraduate	\$ 406.44	\$ 426.75	\$ 20.31	5.0%
Undergraduate Non-Resident	702.46	858.00	155.54	22.1%
Graduate	540.48	564.00	23.52	4.4%
Graduate Non-Resident	836.50	942.00	105.50	12.6%

Consolidated Mandatory Fees (included above totals)				
Student Enrollment, Engagement, and Success	\$ 1.42	\$ 1.42	\$ -	0.0%
Student Health and Wellness	17.06	17.87	0.81	4.7%
Institutional Operations, Services, and Support	47.96	58.85	10.89	22.7%
Student Government	4.64	4.64	-	0.0%
Student Clubs and Organizations ⁽²⁾	0.33	0.35	0.02	6.1%
Total Mandatory Fees	\$ 71.41	\$ 83.13	\$ 11.72	16.4%

(2) Students may opt-out of the Student Clubs and Organizations Fee

IDAHO STATE UNIVERSITY 2023-2024 STUDENT FEE DISTRIBUTION

PROFESSIONAL FEES	2022-2023	2023-2024		Increase	
		Fee	Per Sem.	Amount	%
Athletic Training MS	761.00	795.00	795.00	34.00	4.5%
Audiology AuD (Per Cr Hr.)	110.00	141.00	1,553.00	31.00	28.2%
Communication Sciences & Disorders BS (Per Cr. Hour) ⁽³⁾	-	180.00	2,160.00	New	New
Dental Hygiene BS (Junior/Senior)	4,667.00	5,017.00	5,017.00	350.00	7.5%
Dental Hygiene MS - Didactic (Per Cr Hr.)	185.00	201.00	1,510.00	16.00	8.6%
Dental Hygiene MS - Thesis (Per Cr Hr.)	271.00	277.00	1,662.00	6.00	2.2%
Dietetics (3 sessions per yr.) ⁽⁴⁾	1,089.00	1,138.00	1,138.00	49.00	4.5%
Graduate Counseling	708.00	807.00	807.00	99.00	14.0%
Idaho Dental Education Program	16,462.00	TBD	TBD	TBD	TBD
Medical Lab Science	781.00	836.00	836.00	55.00	7.0%
Nursing BSN	1,169.00	1,245.00	1,245.00	76.00	6.5%
Nursing DNP	2,429.00	2,571.00	2,571.00	142.00	5.8%
Nursing Graduate Education Certificate (Per Cr. Hr.) ⁽³⁾	-	120.00	1,080.00	New	New
Nursing MSN	1,418.00	1,535.00	1,535.00	117.00	8.3%
Nursing PhD	1,892.00	2,020.00	2,020.00	128.00	6.8%
Occupational Therapy (Non-Resident) 3 sessions per yr.	3,579.00	3,828.00	3,828.00	249.00	7.0%
Occupational Therapy (Resident) 3 sessions per yr.	1,610.00	1,723.00	1,723.00	113.00	7.0%
Paramedic Science AS ⁽⁵⁾	734.00	734.00	734.00	-	0.0%
Pharmacy (Non-Resident)	8,542.00	9,308.00	9,308.00	766.00	9.0%
Pharmacy (Resident)	6,205.00	6,764.00	6,764.00	559.00	9.0%
Physical Therapy (Non-Resident) 3 sessions per yr.	3,829.00	4,190.00	4,190.00	361.00	9.4%
Physical Therapy (Resident) 3 sessions per yr.	1,768.00	1,932.00	1,932.00	164.00	9.3%
Physician Assistant (Non-Resident) 3 sessions per yr.	8,229.00	8,855.00	8,855.00	626.00	7.6%
Physician Assistant (Resident) 3 sessions per yr.	8,025.00	8,637.00	8,637.00	612.00	7.6%
Radiographic Science	457.00	490.00	490.00	33.00	7.2%
Sign Language Interpreting (Per Cr Hr.)	120.00	129.00	1,800.00	9.00	7.5%
Social Work BA	125.00	175.00	175.00	50.00	40.0%
Social Work MS	206.00	256.00	256.00	50.00	24.3%
Speech Language Pathology MS (Per Cr Hr.)	95.00	185.00	1,846.00	90.00	94.7%
Speech Language Pathology Online MS (Per Cr Hr.)	525.00	400.00	2,798.00	(125.00)	-23.8%
Speech Language Pathology Online PreProf. (Per Cr Hr.)	319.00	180.00	2,162.00	(139.00)	-43.6%

(3) New program

(4) Not charged during Summer Session

(5) \$367.00 charged during Summer Session

IDAHO STATE UNIVERSITY 2023-2024 STUDENT FEE DISTRIBUTION

ONLINE PROGRAM FEES	2022-2023	2023-2024		Increase	
		Fee	Per Sem.	Amount	%
Bachelor of Science in Respiratory Therapy (Per Cr. Hr.)	300.00	300.00	2,700.00	-	0.0%
Basic Technical Certificate in Cloud Computing (Per Cr. Hr.)	300.00	300.00	2,400.00	-	0.0%
Clinical Psychopharmacology (Per Cr. Hr.)	560.00	579.00	5,505.00	19.00	3.4%
Community Paramedic Certificate (3 sessions per yr.)	1,100.00	1,100.00	1,100.00	-	0.0%
Elementary Education BA/BS (Per Cr. Hr.)	262.00	283.00	2,547.00	21.00	8.0%
Fire Services Administration (Per Cr. Hr.)	250.00	265.00	2,517.00	15.00	6.0%
Health Informatics MS (Per Cr. Hr.)	536.00	565.00	5,506.00	29.00	5.4%
Industrial Cybersecurity Apprenticeship AAS (Per Cr. Hr.) ⁽³⁾	-	350.00	6,300.00	New	New
Land Surveying Certificate (Per Cr Hr.)	330.00	360.00	2,160.00	30.00	9.1%
Listening and Spoken Languages Certificate (Per Cr. Hr.) ⁽³⁾	-	925.00	4,995.00	New	New
Spanish MA (Per Cr Hr.)	330.00	330.00	1,980.00	-	0.0%
Special Education BA/BS (Per Cr. Hr.)	262.00	283.00	2,547.00	21.00	8.0%
Surveying Technician Technical Certificate (Per Cr Hr.)	330.00	360.00	2,160.00	30.00	9.1%
SELF-SUPPORT ACADEMIC PROGRAM FEES					
Diagnostic Medical Sonography Certificate (Per Cr Hr.)	318.00	340.00	5,104.00	22.00	6.9%
OTHER					
College of Technology Summer Session (Resident)	1,989.40	2,149.00	2,149.00	159.60	8.0%
College of Technology Summer Session (Non-Resident)	6,483.81	6,868.00	6,868.00	384.20	5.9%
New Student Orientation	105.00	105.00	N/A	-	0.0%

(3) New program

- Attachment 1 Schedule detailing the tuition and fee changes
- Attachment 2 Schedule displaying a 4-year history of Board-approved fees and the FY2024 requested fees
- Attachment 3 Chart: Cost of Attending College vs. Per Capita Income
- Attachment 4 Chart: Cost to Deliver College and Cost to Deliver Per FTE
- Attachment 5 Chart: Annual % Increase for Fees, CPI, Per Capita Income, and Average Wage
- Attachment 6 Chart showing comparison of institution tuition and fees to peer averages with and without aspirational peers



Idaho State
University

FY2024 Tuition and Fee Request

May 15, 2023

ROAR



Idaho State
University

FY2024 Legislative Budget Impact

	General Fund
CEC, Health Insurance	\$ 3,833,700
Risk Mgt, Controller, ITS, DHR	696,200
Audit Staff Transfer	(390,600)
Endowment Adjustment	(400)
Funded Increases/Updates	<u>\$ 4,138,900</u>
Capacity Enhancement	\$ 1,614,000
Less EWA	(841,000)
Net New Funds Available	<u>\$ 773,000</u>
	Unfunded
CEC, Health Insurance	\$ (1,345,300)
Inflation	(2,433,900)
Capital Asset Replacement	(782,900)
Occupancy Costs	(346,400)
Unfunded Increases	<u>\$ (4,908,500)</u>
Budget Gap	\$ (4,135,500)

ROAR



Idaho State
University

FY2024 Proposed Tuition & Fees

FULL TIME STUDENT - PER SEMESTER	Semester	Semester	Increase	
	2022-2023	2023-2024	Amount	%
Undergraduate	\$ 3,978.80	\$ 4,178.00	\$ 199.20	5.0%
Western Undergraduate Exchange	5,460.81	5,676.00	215.19	3.9%
Undergraduate Non-Resident	12,967.61	13,733.00	765.39	5.9%
Graduate	5,315.12	5,634.00	318.88	6.0%
Graduate Non-Resident	14,303.93	15,076.00	772.07	5.4%
Consolidated Mandatory Fees (Included Above)				
Student Enrollment, Engagement, Success	\$ 27.16	\$ 27.16	\$ -	0.0%
Student Health and Wellness	161.01	171.44	10.43	6.5%
Institutional Operations, Services, and Support	756.14	912.31	156.17	20.7%
Student Government	70.47	70.97	0.50	0.7%

ROAR



Idaho State
University

FY2024 Proposed Tuition & Fees

PART-TIME - PER CREDIT HOUR	Sem 22/23	Sem 23/24		Increase	
	Summer (23) Cr.Hr.Fee	Summer (24) Cr.Hr.Fee	Amount	%	
Undergraduate	\$ 406.44	\$ 426.75	\$ 20.31	5.0%	
Undergraduate Non-Resident	702.46	858.00	155.54	22.1%	
Graduate	540.48	564.00	23.52	4.4%	
Graduate Non-Resident	836.50	942.00	105.50	12.6%	
Consolidated Mandatory Fees (Included Above)					
Student Enrollment, Engagement, Success	\$ 1.42	\$ 1.42	\$ -	0.0%	
Student Health and Wellness	17.06	17.87	0.81	4.7%	
Institutional Operations, Services, and Support	47.96	58.85	10.89	22.7%	
Student Government	4.97	4.99	0.02	0.4%	

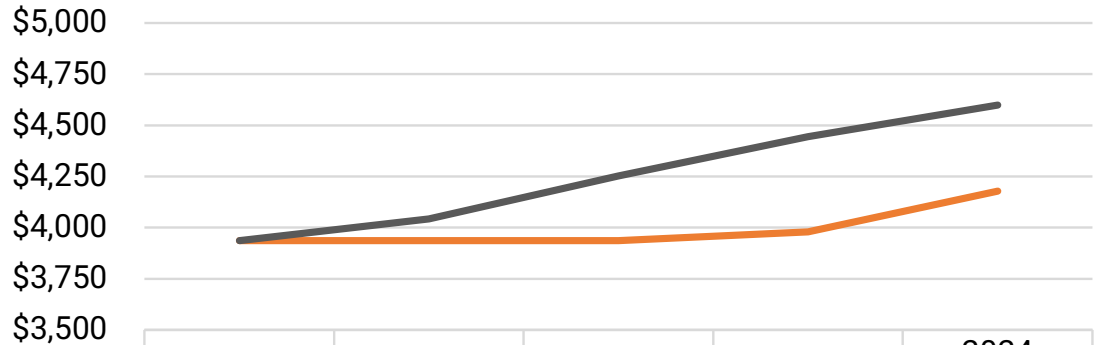
ROAR



Idaho State
University

Tuition and Fee Trends

Undergraduate Resident Tuition and Fees



	2020	2021	2022	2023	2024 Requested
— Base Undergraduate Tuition and Fees	3,936	3,936	3,936	3,979	4,178
— Tuition and Fees Indexed to HEPI*	3,936	4,042	4,252	4,444	4,599



Idaho State
University

Tuition and Fee Revenue

Projected Additional Revenue	\$	3,630,000
-------------------------------------	-----------	------------------

Uses

Unfunded CEC, health insurance	\$	1,345,300
Student Health & Counseling Services		326,400
Utility Inflation		1,200,100
Other Inflation		758,200
		<hr/>
	\$	3,630,000

Additional inflationary increases, prior year's compounded CEC and inflation, capital equipment costs for classrooms and labs, and occupancy costs are *not* addressed with this requested increase.

ROAR



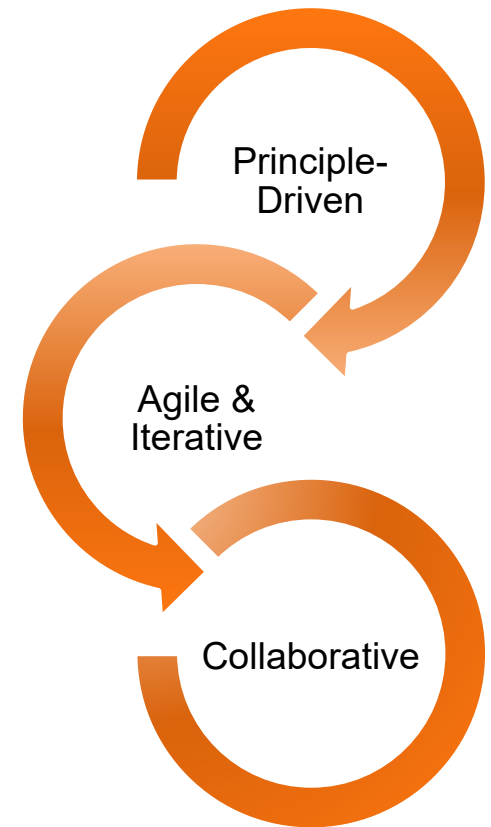
Idaho State
University

Budget Optimization Initiative

Multi-year process led by the Budget Advisory Group to strategically balance Central University Fund revenues and expenditures

Areas of Focus:

- Continued growth in enrollment and net tuition revenue
- Growing and leveraging other revenue sources in alignment with ISU's strategic plan
- Scaling successes and best practice
- Redesigning organizational and financial structures
- Focusing on efficiencies and effectiveness
- Expanding our data set and analyzing benchmark data
- Budget allocations and reductions based on established parameters and criteria



ROAR



Idaho State
University

Professional Fees

Cost Drivers:

CEC, health insurance

Preceptorships

Equipment

Materials, supplies, consumables

Travel

Analysis:

Program costs

Student impact

Workforce outcomes

Market conditions



Idaho State
University

Thank You

ROAR

IDAHO STATE UNIVERSITY
Changes to Student Fees for FY 2024
Annual Full-Time Fees and Part-Time Credit Hours Tuition & Fees

	FY23	FY24	Requested		
	Rates	Initial Notice	FY 2024 Rates	Change	% Chg.
1 Student Tuition & Fees:					
1 Full-time Undergraduate:					
2 Resident Tuition	\$5,928.04	\$6,210.14	\$5,992.24	\$64.20	1.1%
3 Consolidated Mandatory Fee:				0.00	0.0%
4 Student Enrollment, Engagement and Success	54.32	54.32	54.32	0.00	0.0%
5 Institutional Operations, Services and Support	1,512.28	1,836.40	1,824.62	312.34	20.7%
6 Student Health and Wellness	322.02	349.20	342.88	20.86	6.5%
7 Student Government	132.94	132.94	132.94	0.00	0.0%
8 Student Government - Opt Out Portion	8.00	11.00	9.00	1.00	12.5%
9 Total Full-Time Undergraduate	<u>\$7,957.60</u>	<u>\$8,594.00</u>	<u>\$8,356.00</u>	<u>\$398.40</u>	<u>5.0%</u>
10					
11 Part-Time Undergraduate per Credit Hour/Summer:					
12 Resident Tuition	\$335.03	\$345.76	\$343.62	\$8.59	2.6%
13 Consolidated Mandatory Fee:	0.00	0.00	0.00	0.00	0.0%
14 Student Enrollment, Engagement and Success	1.42	1.42	1.42	0.00	0.0%
15 Institutional Operations, Services and Support	47.96	59.40	58.85	10.89	22.7%
16 Student Health and Wellness	17.06	18.32	17.87	0.81	4.7%
17 Student Government	4.64	4.64	4.64	0.00	0.0%
18 Student Government - Opt Out Portion	0.33	0.46	0.35	0.02	6.1%
19 Total Part-Time Undergraduate	<u>\$406.44</u>	<u>\$430.00</u>	<u>\$426.75</u>	<u>\$20.31</u>	<u>5.0%</u>
20					
21 Full-Time Undergraduate Summer Fees:					
22 Resident Tuition	N/A	N/A	N/A	N/A	N/A
23 Consolidated Mandatory Fee:	N/A	N/A	N/A	N/A	N/A
24 Student Enrollment, Engagement and Success	N/A	N/A	N/A	N/A	N/A
25 Institutional Operations, Services and Support	N/A	N/A	N/A	N/A	N/A
26 Student Health and Wellness	N/A	N/A	N/A	N/A	N/A
27 Student Government	N/A	N/A	N/A	N/A	N/A
28 Student Government - Opt Out Portion	N/A	N/A	N/A	N/A	N/A
29 Total Full-Time Undergraduate Summer	<u>N/A</u>	<u>N/A</u>	<u>N/A</u>	<u>N/A</u>	<u>N/A</u>
30					
31 Full-Time Graduate:					
32 Resident Tuition	\$5,928.04	\$6,210.14	\$5,992.24	\$64.20	1.1%
33 Graduate Fee	2,672.64	2,676.00	2,912.00	239.36	9.0%
34 Consolidated Mandatory Fee:	0.00	0.00	0.00	0.00	0.0%
35 Student Enrollment, Engagement and Success	54.32	54.32	54.32	0.00	0.0%
36 Institutional Operations, Services and Support	1,512.28	1,836.40	1,824.62	312.34	20.7%
37 Student Health and Wellness	322.02	349.20	342.88	20.86	6.5%
38 Student Government	132.94	132.94	132.94	0.00	0.0%
39 Student Government - Opt Out Portion	8.00	11.00	9.00	1.00	12.5%
40 Total Full-Time Graduate	<u>\$10,630.24</u>	<u>\$11,270.00</u>	<u>\$11,268.00</u>	<u>\$637.76</u>	<u>6.0%</u>
41					
42 Part-Time Graduate per Credit Hour/Summer:					
43 Resident Tuition	\$335.03	\$345.76	\$343.62	8.59	2.6%
44 Graduate Fee	134.04	134.00	137.25	3.21	2.4%
45 Consolidated Mandatory Fee:	0.00	0.00	0.00	0.00	0.0%
46 Student Enrollment, Engagement and Success	1.42	1.42	1.42	0.00	0.0%
47 Institutional Operations, Services and Support	47.96	59.40	58.85	10.89	22.7%
48 Student Health and Wellness	17.06	18.32	17.87	0.81	4.7%
49 Student Government	4.64	4.64	4.64	0.00	0.0%
50 Student Government - Opt Out Portion	0.33	0.46	0.35	0.02	6.1%
51 Total Part-Time Graduate	<u>\$540.48</u>	<u>\$564.00</u>	<u>\$564.00</u>	<u>\$23.52</u>	<u>4.4%</u>
52					

IDAHO STATE UNIVERSITY
Changes to Student Fees for FY 2024
Annual Full-Time Fees and Part-Time Credit Hours Tuition & Fees

	FY23	FY24	Requested		
	Rates	Initial Notice	FY 2024 Rates	Change	% Chg.
Student Tuition & Fees:					
53 Non-Resident Tuition (includes mandatory fees listed above):					
54 Undergraduate Nonresident - FT	\$25,935.22	\$27,470.00	\$27,466.00	\$1,530.78	5.9%
55 Undergraduate Nonresident - PT	\$702.46	\$858.00	\$858.00	\$155.54	22.1%
56 Undergraduate Nonresident - Summer	\$406.44	\$430.00	\$426.75	\$20.31	5.0%
57 Graduate Nonresident - FT	\$28,607.86	\$30,148.00	\$30,152.00	\$1,544.14	5.4%
58 Graduate Nonresident - PT	\$836.50	\$992.00	\$942.00	\$105.50	12.6%
59 Graduate Nonresident - Summer	\$540.48	\$564.00	\$564.00	\$23.52	4.4%
60					
61 Professional Fees:					
62 Athletic Training MS	\$1,522.00	\$1,590.00	\$1,590.00	\$68.00	4.5%
63 Audiology AuD (Cr Hr.)	\$110.00	\$141.00	\$141.00	\$31.00	28.2%
64 Clinical Medical Lab Science	\$1,562.00	\$1,672.00	\$1,672.00	\$110.00	7.0%
65 Communication Sciences & Disorders BS (Per Cr. Hour) ⁽³⁾	\$0.00	\$180.00	\$180.00	New	New
66 Dental Hygiene BS (Junior/Senior)	\$9,334.00	\$10,034.00	\$10,034.00	\$700.00	7.5%
67 Dental Hygiene MS - Didactic (Cr Hr.)	\$185.00	\$201.00	\$201.00	\$16.00	8.6%
68 Dental Hygiene MS - Thesis (Cr Hr.)	\$271.00	\$277.00	\$277.00	\$6.00	2.2%
69 Dietetics	\$3,267.00	\$3,414.00	\$3,414.00	\$147.00	4.5%
70 Graduate Counseling	\$1,416.00	\$1,614.00	\$1,614.00	\$198.00	14.0%
71 Idaho Dental Education Program (IDEP)	\$16,462.00	TBD	TBD	TBD	TBD
72 Nursing BSN	\$2,338.00	\$2,490.00	\$2,490.00	\$152.00	6.5%
73 Nursing DNP	\$4,858.00	\$5,142.00	\$5,142.00	\$284.00	5.8%
74 Nursing Graduate Education Certificate (Per Cr. Hr.) ⁽³⁾	\$0.00	\$120.00	\$120.00	New	New
75 Nursing MSN	\$2,836.00	\$3,070.00	\$3,070.00	\$234.00	8.3%
76 Nursing PhD	\$3,784.00	\$4,040.00	\$4,040.00	\$256.00	6.8%
77 Occupational Therapy (Non-Resident)	\$10,737.00	\$11,484.00	\$11,484.00	\$747.00	7.0%
78 Occupational Therapy (Resident)	\$4,830.00	\$5,169.00	\$5,169.00	\$339.00	7.0%
79 Paramedic Science AS	\$1,468.00	\$1,468.00	\$1,468.00	New	New
80 Pharmacy Professional Fee (Non-Resident)	\$17,084.00	\$18,616.00	\$18,616.00	\$1,532.00	9.0%
81 Pharmacy Professional Fee (Resident)	\$12,410.00	\$13,528.00	\$13,528.00	\$1,118.00	9.0%
82 Physical Therapy (Non-Resident)	\$11,487.00	\$12,570.00	\$12,570.00	\$1,083.00	9.4%
83 Physical Therapy (Resident)	\$5,304.00	\$5,796.00	\$5,796.00	\$492.00	9.3%
84 Physician Assistant (Non-Resident)	\$24,687.00	\$26,565.00	\$26,565.00	\$1,878.00	7.6%
85 Physician Assistant (Resident)	\$24,075.00	\$25,911.00	\$25,911.00	\$1,836.00	7.6%
86 Radiographic Science	\$914.00	\$980.00	\$980.00	\$66.00	7.2%
87 Sign Language Interpreting (Cr Hr.)	\$120.00	\$129.00	\$129.00	\$9.00	7.5%
88 Social Work BA	\$250.00	\$350.00	\$350.00	\$100.00	40.0%
89 Social Work MS	\$412.00	\$512.00	\$512.00	\$100.00	24.3%
90 Speech Language Pathology MS (Cr Hr.)	\$95.00	\$185.00	\$185.00	\$90.00	94.7%
91 Speech Language Pathology Online MS (Cr Hr.)	\$525.00	\$400.00	\$400.00	(\$125.00)	-23.8%
92 Speech Language Pathology Online PreProf. (Cr Hr.)	\$319.00	\$180.00	\$180.00	(\$139.00)	-43.6%
93					
94 Self-Support Fees:					
95 Diagnostic Medical Sonography Certificate (Cr. Hr.)	\$318.00	\$340.00	\$340.00	\$22.00	6.9%
96					
97 Online Program Fees					
98 Bachelor of Science in Respiratory Therapy (Per Cr. Hr.)	\$300.00	\$300.00	\$300.00	\$0.00	0.0%
99 Basic Technical Certificate in Cloud Computing (Per Cr. Hr.)	\$300.00	\$300.00	\$300.00	\$0.00	0.0%
100 Clinical Psychopharmacology (Cr Hr.)	\$560.00	\$579.00	\$579.00	\$19.00	3.4%
101 Community Paramedic Certificate	\$3,300.00	\$3,300.00	\$3,300.00	\$0.00	0.0%
102 Elementary Education BA/BS (Cr Hr.)	\$262.00	\$283.00	\$283.00	\$21.00	8.0%
103 Fire Services Administration (Per Cr. Hr.)	\$250.00	\$265.00	\$265.00	\$15.00	6.0%
104 Health Informatics MS (Cr Hr.)	\$536.00	\$565.00	\$565.00	\$29.00	5.4%
105 Industrial Cybersecurity Apprenticeship AAS (Per Cr. Hr.) ⁽³⁾	\$0.00	\$350.00	\$350.00	New	New
106 Land Surveying Certificate (Cr Hr.)	\$330.00	\$360.00	\$360.00	\$30.00	9.1%
107 Listening and Spoken Languages Certificate (Per Cr. Hr.) ⁽³⁾	\$0.00	\$925.00	\$925.00	New	New
108 Spanish MA (Cr Hr.)	\$330.00	\$330.00	\$330.00	\$0.00	0.0%
109 Special Education BA/BS (Cr Hr.)	\$262.00	\$283.00	\$283.00	\$21.00	8.0%
110 Surveying Technician Technical Certificate (Cr Hr.)	\$330.00	\$360.00	\$360.00	\$30.00	9.1%
111					

IDAHO STATE UNIVERSITY
Changes to Student Fees for FY 2024
Annual Full-Time Fees and Part-Time Credit Hours Tuition & Fees

Student Tuition & Fees:		FY23	FY24	Requested		
		Rates	Initial Notice	FY 2024 Rates	Change	% Chg.
112	Other Fees:					
113	WUE (tuition and fees)	\$10,921.62	\$11,700.00	\$11,352.00	\$430.38	3.9%
114	In-service Fees/Cr Hr - Undergrad (Cr. Hr.)	\$131.00		\$138.00	\$7.00	5.3%
115	In-service Fees/Cr Hr - Graduate (Cr. Hr.)	\$172.00		\$180.00	\$8.00	4.7%
116	New Student Orientation	\$105.00	\$105.00	\$105.00	\$0.00	0.0%
117	Dual Credit Fee	\$75.00	\$75.00	\$75.00	\$0.00	0.0%

<p>Full- & part-time fees are effective Fall Semester 2023. Summer fees are effective Summer 2024.</p>

IDAHO STATE UNIVERSITY

4-year History of Board Approved Fees plus FY24 Requested Fees
Annual Full-Time Fees and Part-Time Credit Hours Fees

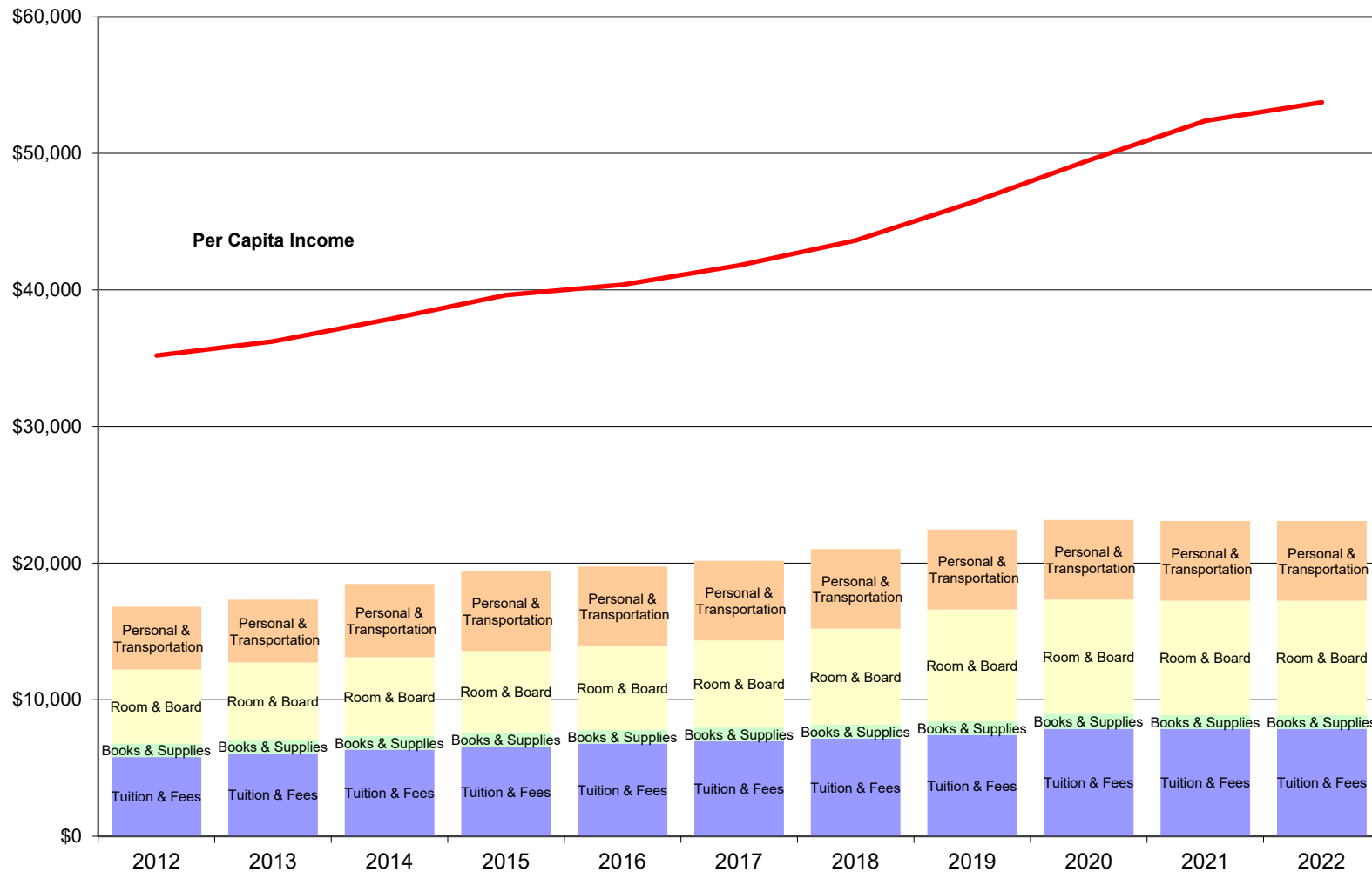
Student Fees:	FY 2020	FY 2021	FY 2022	FY 2023	Request FY 2024	5-Year Increase	% Increase
1 Full-time Fees							
2 Tuition (Unrestricted)	\$5,928.04	\$5,928.04	\$5,928.04	\$5,928.04	\$5,992.24	\$64.20	1.08%
3 Technology Fee	176.80	176.80				(176.80)	-100.00%
4 Facilities Fees	590.00	590.00				(590.00)	-100.00%
5 Student Activity Fees	1,177.16	1,177.16				(1,177.16)	-100.00%
6 Consolidated Mandatory Fee:			1,943.96			0.00	-100.00%
7 Student Enrollment, Engagement and Success				54.32	54.32	54.32	100.00%
8 Institutional Operations, Services and Support				1,512.28	1,824.62	1,824.62	100.00%
9 Student Health and Wellness				322.02	342.88	342.88	100.00%
10 Student Government				132.94	132.94	132.94	100.00%
11 Student Government - Opt Out Portion				8.00	9.00	9.00	100.00%
12 Total Full-time Fees	\$7,872.00	\$7,872.00	\$7,872.00	\$7,957.60	\$8,356.00	\$484.00	6.15%
13 Percentage Increase	6.1%	0.0%	0.0%	1.1%	5.0%		
14							
15 Part-time Credit Hour Fees							
16 Education Fee	\$335.03	\$335.03	\$335.03	\$335.03	\$343.62	\$8.59	2.56%
17 Technology Fee	6.52	6.52				(6.52)	0.00%
18 Facilities Fees	10.00	10.00				(10.00)	0.00%
19 Student Activity Fees	50.45	50.45				(50.45)	-100.00%
20 Consolidated Mandatory Fee:			66.97			0.00	-100.00%
21 Student Enrollment, Engagement and Success				1.42	1.42	1.42	100.00%
22 Institutional Operations, Services and Support				47.96	58.85	58.85	100.00%
23 Student Health and Wellness				17.06	17.87	17.87	100.00%
24 Student Government				4.64	4.64	4.64	100.00%
25 Student Government - Opt Out Portion				0.33	0.35	0.35	100.00%
26 Total Part-time Cr Hr Fees	\$402.00	\$402.00	\$402.00	\$406.44	\$426.75	\$24.75	6.16%
27 Percentage Increase	8.1%	0.0%	0.0%	1.1%	5.0%		
28 Other Student Fees							
29 Graduate Fees:							
30 Full-time Tuition	\$5,928.04	\$5,928.04	\$5,928.04	\$5,928.04	\$5,992.24	\$64.20	1.08%
31 Full-time Grad Fee	\$2,053.96	\$2,053.96	\$2,451.96	\$2,672.64	\$2,912.00	\$858.04	41.77%
32 Other Fees	\$1,943.96	\$1,943.96	\$1,943.96	\$2,029.56	\$2,363.76	\$419.80	21.60%
33 Total	\$9,925.96	\$9,925.96	\$10,323.96	\$10,630.24	\$11,268.00	\$1,342.04	13.52%
34 Part-time Tuition	\$335.03	\$335.03	\$335.03	\$335.03	\$343.62	\$8.59	2.56%
35 Part-time Grad Fee	\$102.97	\$102.97	\$122.97	\$134.04	\$137.25	\$34.28	33.29%
36 Part-time Other Fees	\$66.97	\$66.97	\$66.97	\$71.41	\$83.13	\$16.16	24.13%
37 Total	\$504.97	\$504.97	\$524.97	\$540.48	\$564.00	\$59.03	11.69%
38 Nonresident Tuition:							
39 Nonres Full-time Tuition Premium	\$16,296.00	\$16,622.00	\$17,454.00	\$17,977.62	\$19,110.00	\$2,814.00	17.27%
40 Nonres Full-time Graduate Tuition Premium	\$16,296.00	\$16,622.00	\$17,454.00	\$17,977.62	\$18,884.00	\$2,588.00	15.88%
41 Nonres Part-time Tuition Premium	\$265.00	\$270.30	\$283.82	\$296.02	\$431.25	\$166.25	62.74%
42 Nonres Part-time Graduate Tuition Premium	\$265.00	\$270.30	\$283.82	\$296.02	\$378.00	\$113.00	42.64%
43 Professional Fees:							
44 Athletic Training	\$1,500.00	\$1,500.00	\$1,500.00	\$1,522.00	\$1,590.00	\$90.00	6.00%
45 Audiology AuD (Cr Hr)	\$71.00	\$74.00	\$88.00	\$110.00	\$141.00	\$70.00	98.59%
46 Clinical Lab Science	\$1,446.00	\$1,446.00	\$1,490.00	\$1,562.00	\$1,672.00	\$226.00	15.63%
47 Communication Sciences & Disorders BS (Cr Hr)					\$180.00	New	New
48 Dental Hygiene BS (Junior/Senior)	\$2,346.00	\$2,346.00	\$8,350.00	\$9,334.00	\$10,034.00	\$7,688.00	327.71%
49 Dental Hygiene MS-Didactic (Cr Hr)	\$157.00	\$157.00	\$165.00	\$185.00	\$201.00	\$44.00	28.03%
50 Dental Hygiene MS-Thesis (Cr Hr)	\$271.00	\$271.00	\$271.00	\$271.00	\$277.00	\$6.00	2.21%
51 Dietetics (currently a class fee)	\$3,000.00	\$3,150.00	\$3,219.00	\$3,267.00	\$3,414.00	\$414.00	13.80%
52 Graduate Counseling	\$1,110.00	\$1,144.00	\$1,314.00	\$1,416.00	\$1,614.00	\$504.00	45.41%
53 Idaho Dental Education (IDEP)	\$30,190.00	\$30,756.00	\$32,102.00	\$32,924.00	TBD	TBD	TBD
54 Nursing-BSN	\$1,930.00	\$1,930.00	\$1,954.00	\$2,338.00	\$2,490.00	\$560.00	29.02%
55 Nursing-DNP	\$4,268.00	\$4,310.00	\$4,370.00	\$4,858.00	\$5,142.00	\$874.00	20.48%
56 Nursing Graduate Ed Certificate (Cr Hr)					\$120.00	New	New
57 Nursing-MSN	\$2,376.00	\$2,376.00	\$2,402.00	\$2,836.00	\$3,070.00	\$694.00	29.21%
58 Nursing-PhD	\$2,366.00	\$2,366.00	\$2,366.00	\$3,784.00	\$4,040.00	\$1,674.00	70.75%
59 Occu Therapy - Nonres	\$8,166.00	\$8,412.00	\$8,961.00	\$10,737.00	\$11,484.00	\$3,318.00	40.63%
60 Occu Therapy - Resident	\$3,675.00	\$3,786.00	\$4,032.00	\$4,830.00	\$5,169.00	\$1,494.00	40.65%
61 Paramedic Science	\$1,468.00	\$1,468.00	\$1,468.00	\$1,468.00	\$1,468.00	\$0.00	0.00%
62 PharmD - Nonres	\$15,572.00	\$15,792.00	\$16,176.00	\$17,084.00	\$18,616.00	\$3,044.00	19.55%
63 PharmD - Resident	\$11,366.00	\$11,366.00	\$11,750.00	\$12,410.00	\$13,528.00	\$2,162.00	19.02%
64 Phys Therapy - Nonres	\$9,885.00	\$9,984.00	\$10,563.00	\$11,487.00	\$12,570.00	\$2,685.00	27.16%
65 Phys Therapy - Resident	\$4,566.00	\$4,611.00	\$4,878.00	\$5,304.00	\$5,796.00	\$1,230.00	26.94%
66 Physician Assistant - Nonres	\$21,000.00	\$21,945.00	\$22,710.00	\$24,687.00	\$26,565.00	\$5,565.00	26.50%
67 Physician Assistant - Res	\$20,940.00	\$21,690.00	\$22,446.00	\$24,075.00	\$25,911.00	\$4,971.00	23.74%
68 Radiographic Science	\$870.00	\$870.00	\$900.00	\$914.00	\$980.00	\$110.00	12.64%
69 Sign Language Interpreting (Cr Hr.)			\$0.00	\$120.00	\$129.00	\$129.00	100.00%
70 Social Work BA	\$250.00	\$250.00	\$250.00	\$250.00	\$350.00	\$100.00	40.00%
71 Social Work MS	\$400.00	\$412.00	\$412.00	\$412.00	\$512.00	\$112.00	28.00%
72 Speech Language Path MS (Cr Hr)	\$70.00	\$72.00	\$85.00	\$95.00	\$185.00	\$115.00	164.29%
73 Speech Language Path Online MS (Cr Hr)	\$495.00	\$498.00	\$499.00	\$525.00	\$400.00	(\$95.00)	-19.19%
74 Speech Language Path Online PreProf (Cr Hr)	\$268.00	\$273.00	\$276.00	\$319.00	\$180.00	(\$88.00)	-32.84%

IDAHO STATE UNIVERSITY

4-year History of Board Approved Fees plus FY24 Requested Fees
Annual Full-Time Fees and Part-Time Credit Hours Fees

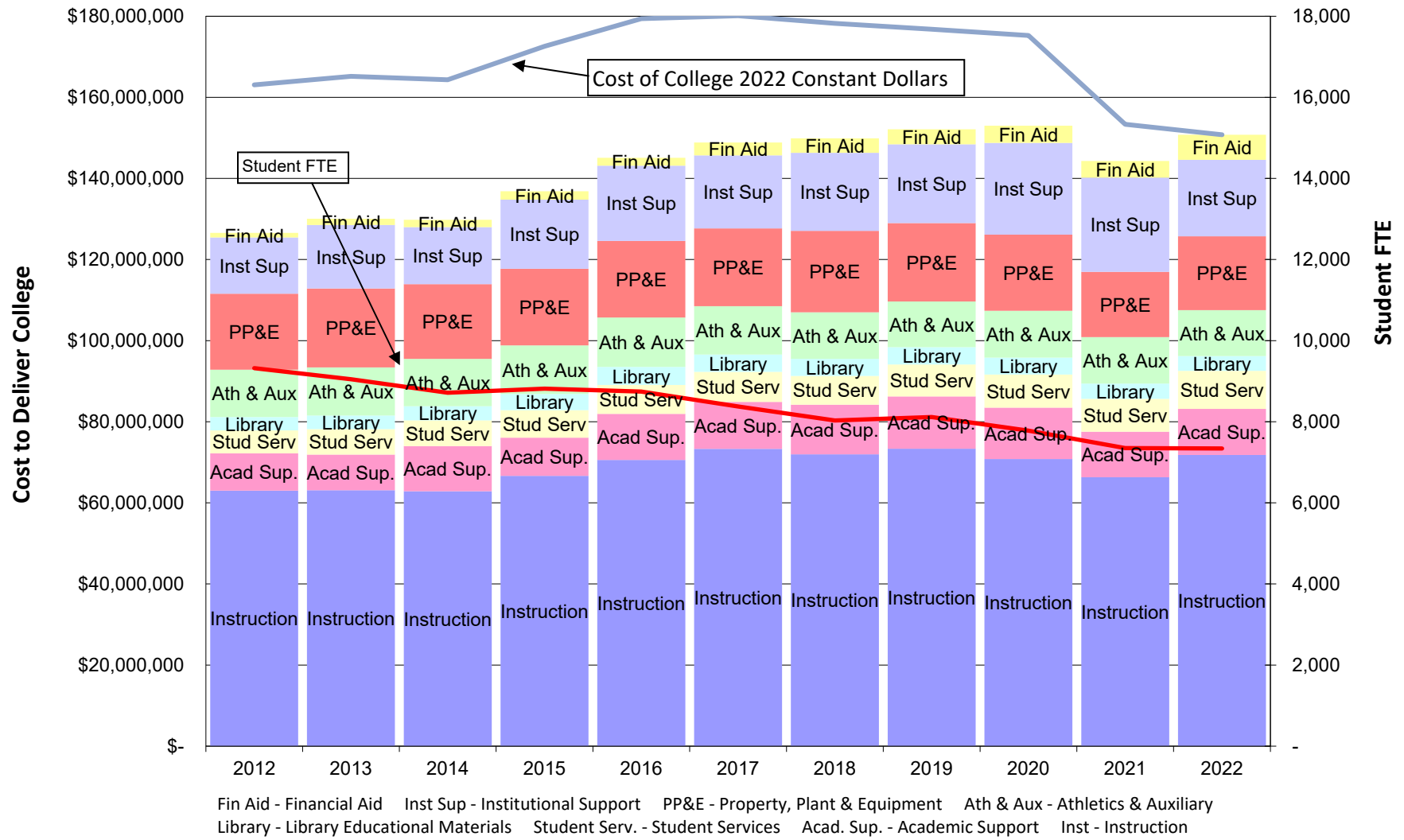
Student Fees:	FY 2020	FY 2021	FY 2022	FY 2023	Request FY 2024	5-Year Increase	% Increase
75 Other Fees:							
76 Western Undergrad Exchge Premium	\$3,936.00	\$3,936.00	\$2,964.02	\$2,964.02	\$2,996.00	(\$940.00)	-23.88%
77 In-service Fees/Cr Hr - Undergrad	\$129.00	\$129.00	\$129.00	\$131.00	\$138.00	\$9.00	6.98%
78 In-service Fees/Cr Hr - Grad	\$170.00	\$170.00	\$167.00	\$172.00	\$180.00	\$10.00	5.88%
79 OPF - Bachelor of Science in Respiratory Therapy (Cr Hr)				\$300.00	\$300.00	New	New
80 OPF - Basic Technical Certificate in Cloud Computing (Cr Hr)				\$300.00	\$300.00	New	New
81 OPF - Clinical Psychopharmacology (Cr Hr.)				\$560.00	\$579.00	New	New
82 OPF - Community Paramedic Certificate	\$3,300.00	\$3,300.00	\$3,300.00	\$3,300.00	\$3,300.00	\$0.00	0.00%
83 OPF - Elementary Education BA/BS (Cr. Hr.)			\$262.00	\$262.00	\$283.00	New	New
84 OPF - Fire Services Administration (Cr. Hr.)			\$250.00	\$250.00	\$265.00	New	New
85 OPF - Health Informatics MS (Cr Hr)		\$528.00	\$528.00	\$536.00	\$565.00	New	New
86 OPF - Industrial Cybersecurity Apprenticeship AAS (Cr. Hr)					\$350.00	New	New
87 OPF - Land Surveying Certificate (Cr Hr.)		\$330.00	\$330.00	\$330.00	\$360.00	New	New
88 OPF - Listening and Spoken Languages Certificate (Cr. Hr.)					\$925.00	New	New
89 OPF - Spanish MA (Cr Hr)	\$330.00	\$330.00	\$330.00	\$330.00	\$330.00	\$0.00	0.00%
90 OPF - Special Education BA/BS (Cr. Hr.)			\$262.00	\$262.00	\$283.00	New	New
91 OPF - Surveying Technician Technical Certificate (Cr Hr.)		\$330.00	\$330.00	\$330.00	\$360.00	New	New
92 SSPF - Diagnostic Med Sonography	\$277.09	\$277.09	\$302.00	\$318.00	\$340.00	\$62.91	22.70%
93 New Student Orientation Fee	\$100.00	\$100.00	\$100.00	\$105.00	\$105.00	\$5.00	5.00%

Cost of Attending College vs. Per Capita Income Idaho State University

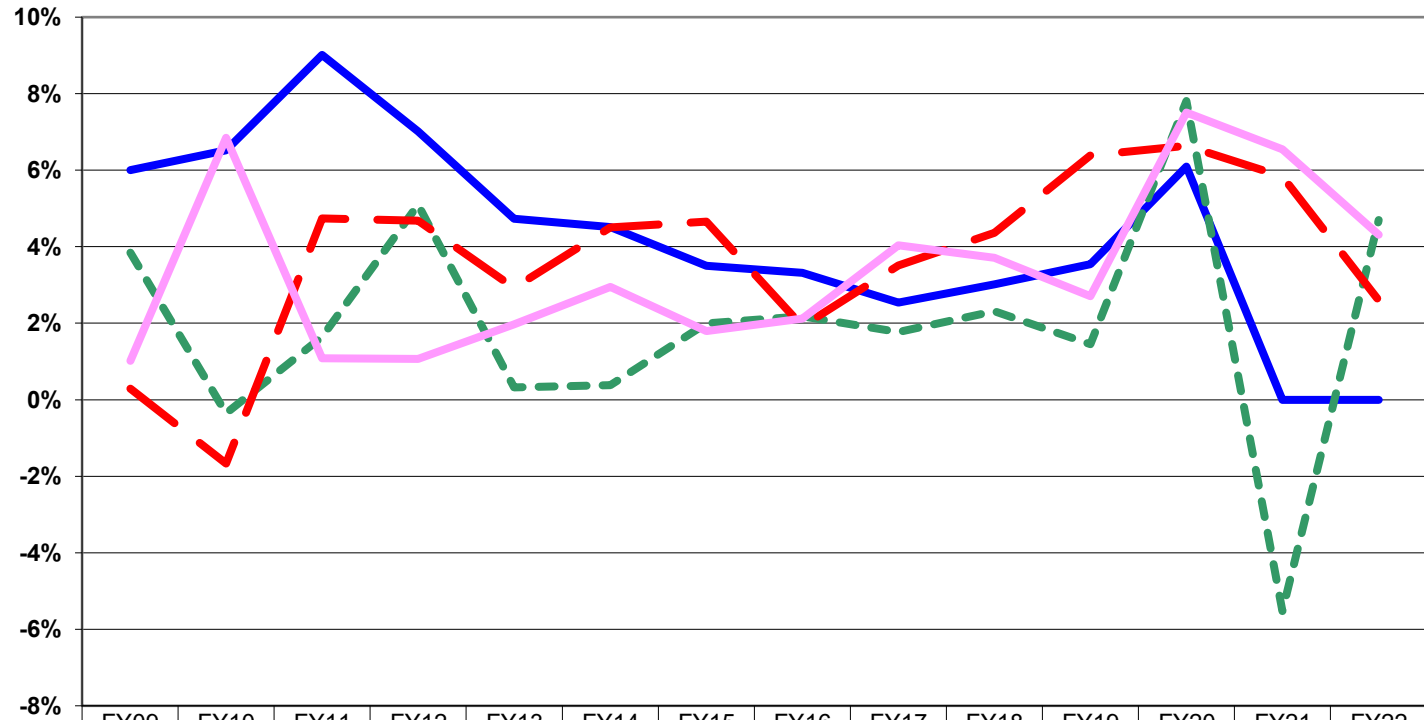


The Cost of Attendance includes the full tuition and fees and does not reflect a student possibly receiving financial aid, scholarships, or discounts.

Cost to Deliver College Idaho State University

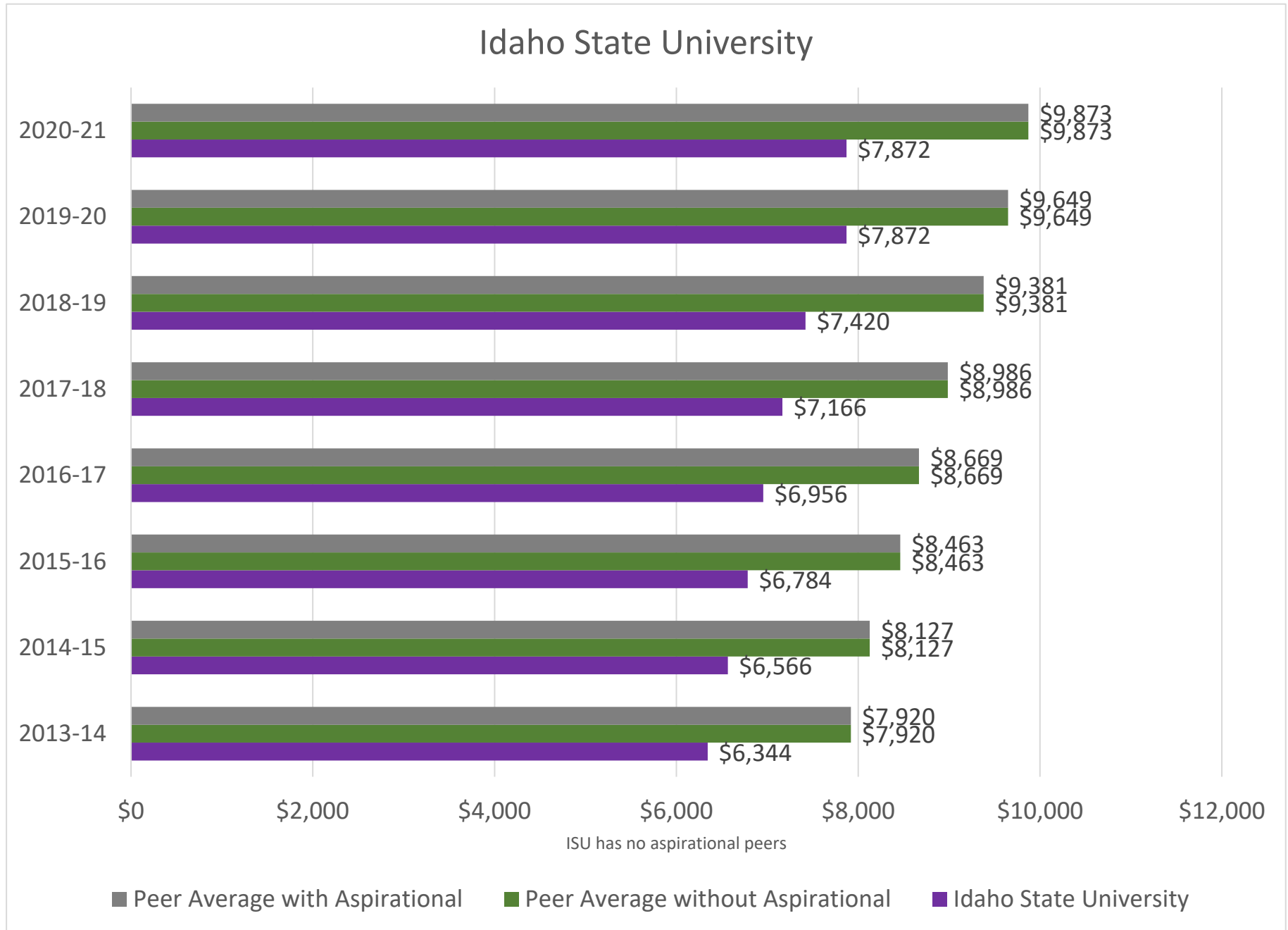


**Idaho State University
Resident Tuition and Fees, CPI, Per Capita Income, Average Annual Wage
% Increase from Prior Year**



	FY09	FY10	FY11	FY12	FY13	FY14	FY15	FY16	FY17	FY18	FY19	FY20	FY21	FY22
— Resident Tuition and Fees	6.00%	6.52%	9.02%	7.02%	4.73%	4.51%	3.50%	3.32%	2.54%	3.02%	3.54%	6.09%	0.00%	0.00%
- - Consumer Price Index	3.84%	-0.36%	1.64%	5.10%	0.32%	0.38%	1.99%	2.18%	1.77%	2.31%	1.45%	7.81%	-5.52%	4.70%
- - Idaho Per Capita Income	0.29%	-1.66%	4.74%	4.68%	2.92%	4.51%	4.65%	1.92%	3.51%	4.36%	6.38%	6.64%	5.84%	2.60%
— Idaho Average Annual Wage	1.02%	6.85%	1.08%	1.07%	1.97%	2.95%	1.79%	2.12%	4.03%	3.71%	2.71%	7.51%	6.54%	4.31%

Source: Bureau of Economic Analysis, U.S. Department of Commerce
Division of Financial Management Economic Forecast, January 2022



Lewis-Clark State College Tuition & Fees Proposal

Proposed Changes to Student Fees

Lewis-Clark State College requests State Board approval to increase tuition and fees by 5.6% for FY24 to meet institutional needs. The revenue generated will provide support for increases in the ongoing costs of the institution, including the change in employee compensation and health insurance costs, and increases in contractual obligations such as technology.

The specific components of the proposed tuition and fee increases are as follows:

Resident Full-Time Tuition & Fees

- A 5.6% increase in full-time tuition/fees which includes an annual \$352 (6.0%) in tuition, and \$40 (2.6%) in consolidated mandatory fees for a total increase of \$392 per year. The proposed FY24 full-time tuition and fees is \$7,388 per year versus the prior year fee of \$6,996.

Part-Time Tuition & Fees

- A 5.6% increase in the part-time (per credit hour) fee which includes \$18 (5.8%) in tuition and \$2 (4.1%) in consolidated mandatory fees for a total increase of \$20 per credit hour. The proposed FY24 part-time fee is \$378 versus the prior year fee of \$358.
- A 5.6% increase in the summer (per credit hour) fee or \$19 (8.2%) in tuition and \$1 (0.8%) in consolidated mandatory fees for a total increase of \$20 per credit hour. The proposed FY24 summer fee is \$378 versus the prior year fee of \$358.

Summer Full-Time Tuition & Fees

- A 5.6% increase in the full-time tuition/fees which includes \$176 (6.0%) in tuition and \$20 (2.6%) in consolidated mandatory fees for a total increase of \$196. The proposed FY24 summer full-time tuition and fees is \$3,694 versus the prior year fee of \$3,498.

Fees Detail

The State Board of Education has recently adopted the use of a consolidated mandatory fee which is inclusive of all facilities, activity, and technology fees. Per State Board guidance, all elements of the consolidated mandatory fee then fall within one of the following four subcategories:

- Student Enrollment, Engagement, and Success
- Institutional Operations, Services, and Support
- Student Health & Wellness
- Student Government – A subset of this fee includes funding for student activities, clubs, and organizations; of which students shall be allowed to opt-out of payment of this subset of the fee. For LC State, the opt-out amount is \$3 per semester.

The technology fee funds computer labs, a pay for print system, and the campus enterprise resource planning system. The requested \$11 per semester (\$22 per year) increase for full-time students and \$1.00 per credit hour for part-time students will provide the revenue necessary for the rising cost of technology and software maintenance contracts.

Non-Resident Tuition & Fees

- A 5.6% annual increase in non-resident tuition and fees per year. The proposed FY24 non-resident tuition and fees is \$21,386 per year versus the prior year of \$20,252.
- A 5.6% annual increase in Asotin County non-resident tuition and fees per year. The proposed FY24 Asotin County non-resident tuition and fees is \$11,686 per year versus the prior year \$11,066.

Graduate Resident Full-Time Tuition & Fees

- A 5.6% increase in full-time tuition/fees which includes an annual \$362 (5.9%), \$124 (5.9%) in graduate fees, and \$40 in consolidated mandatory fees for a total increase of \$526 per year. The proposed FY24 full-time tuition and fees is \$9,932 per year versus the prior year fee of \$9,406.

Graduate Non-Resident Full-Time Tuition & Fees

- A 5.6% increase in non-resident full-time tuition/fees which includes an annual \$1,138 (5.7%), \$124 (5.9%) in graduate fees, and \$40 in consolidated mandatory fees for a total increase of \$1,302 per year. The proposed FY24 full-time tuition and fees is \$24,560 per year versus the prior year fee of \$23,258.

Graduate Part-Time Tuition & Fees

- A 5.5% increase in the part-time (per credit hour) fee which includes \$24 (5.7%) in tuition and \$2 (4.1%) in consolidated mandatory fees for a total increase of \$26 per credit hour. The proposed FY24 part-time fee is \$496 versus the prior year fee of \$470.

Idaho Correctional Education Per Credit Hour Fee

The college is requesting a new \$310 per credit hour fee to be effective with SU 2023. This new fee is intended to help incarcerated populations of students who have completed a GED or high school diploma to gain college credits. A lower per credit hour fee than the traditional part-time rate is proposed due to limited funding availability for these populations and the limited services that LC State would provide such as no campus activities or services.

Idaho Correctional Education Full-Time Tuition

The college is requesting a new \$3,439 full-time tuition to be effective with SU 2023. This new tuition is intended to help incarcerated populations of students who have completed a GED or high school diploma to gain college credits. A lower full-time tuition rate than

the traditional full-time rate is proposed due to limited funding availability for these populations and the limited services that LC State would provide such as no campus activities or services.

Attachments:

- Attachment 1 Schedule detailing the tuition and fee changes
- Attachment 2 Schedule displaying a 4-year history of Board-approved fees and the FY 2024 requested fees
- Attachment 3 Chart: Cost of Attending College vs. Per Capita Income
- Attachment 4 Chart: Cost to Deliver College and Cost to Deliver Per FTE
- Attachment 5 Chart: Annual % Increase for Fees, CPI, Per Capita Income, and Average Wage
- Attachment 6 Chart showing comparison of institution tuition and fees to peer averages with and without aspirational peers

LC State Tuition & Fee Request

Dr. Julie Crea

Legislative Funding

- CEC, healthcare, and variable benefits
- Operational capacity + EWA = \$445,600
 - Cyber security software and hardware – required for GLBA compliance, single audit requirement
 - Streamline financial and operational operations – necessary due to staffing/resource shortages

Tuition & Fee Request

- **5.6% request**
 - 3.83% - CEC, health insurance, and variable benefits
 - 0.3% net student activity fee - athletics & title IX
 - 1.09% inflationary adj. - flat budgets 4th yr in a row, utilities, contracts, and fuel
 - .38% - technology increases and contracts



Fiscal optimization and efficiency

- Workforce and service reductions
- Reorganizations
- Flat budgets and streamlining





Thank you. Questions?

LEWIS-CLARK STATE COLLEGE
Changes to Student Fees for FY 2024
Annual Full-Time Fees and Part-Time Credit Hours Fees

	FY23 Fees	FY24 Initial Notice	Requested FY 2024 Rates	Change	% Chg.
Student Fees:					
1 Full-time Fees:					
2 Undergraduate Resident Tuition	\$5,826.00	\$6,178.00	\$6,178.00	\$352.00	6.0%
3 Consolidated Mandatory Fee:				0.00	0.0%
4 Student Enrollment, Engagement and Success	221.50	210.00	210.00	(11.50)	-5.2%
5 Institutional Operations, Services and Support	678.50	727.00	727.00	48.50	7.1%
6 Student Health and Wellness	164.00	167.00	167.00	3.00	1.8%
7 Student Government	100.00	100.00	100.00	0.00	0.0%
8 Student Government - Opt Out Portion	6.00	6.00	6.00	0.00	0.0%
9 Total Full-time Fees	\$6,996.00	\$7,388.00	\$7,388.00	\$392.00	5.6%
10					
11 Part-time Credit Hour Fees:					
12 Tuition	\$308.75	\$326.75	\$326.75	\$18.00	5.8%
13 Consolidated Mandatory Fee:	0.00	0.00	0.00	0.00	0.0%
14 Student Enrollment, Engagement and Success	1.25	1.05	1.05	(0.20)	-16.0%
15 Institutional Operations, Services and Support	39.75	41.90	41.90	2.15	5.4%
16 Student Health and Wellness	5.75	5.95	5.95	0.20	3.5%
17 Student Government	1.50	1.35	1.35	(0.15)	-10.0%
18 Student Government - Opt Out Portion	1.00	1.00	1.00	0.00	0.0%
19 Total Part-time Cr Hr Fees	\$358.00	\$378.00	\$378.00	\$20.00	5.6%
20					
21 Part-time Summer Fees					
22 Tuition	\$232.25	\$251.25	\$251.25	\$19.00	8.2%
23 Consolidated Mandatory Fee:	0.00	0.00	0.00	0.00	0.0%
24 Student Enrollment, Engagement and Success	1.50	1.50	1.50	0.00	0.0%
25 Institutional Operations, Services and Support	120.00	121.00	121.00	1.00	0.8%
26 Student Health and Wellness	4.25	4.25	4.25	0.00	0.0%
27 Student Government	0.00	0.00	0.00	0.00	0.0%
28 Student Government - Opt Out Portion	0.00	0.00	0.00	0.00	0.0%
29 Total Summer Cr Hr Fees	\$358.00	\$378.00	\$378.00	\$20.00	5.6%
30					
31 Full-time Summer Fees					
32 Tuition	\$2,913.00	\$3,089.00	\$3,089.00	\$176.00	6.0%
33 Consolidated Mandatory Fee:	0.00	0.00	0.00	0.00	0.0%
34 Student Enrollment, Engagement and Success	110.75	105.00	105.00	(5.75)	-5.2%
35 Institutional Operations, Services and Support	339.25	363.50	363.50	24.25	7.1%
36 Student Health and Wellness	82.00	83.5	83.50	1.50	1.8%
37 Student Government	50.00	50	50.00	0.00	0.0%
38 Student Government - Opt Out Portion	3.00	3.00	3.00	0.00	0.0%
39 Total Full-time Fees	\$3,498.00	\$3,694.00	\$3,694.00	\$196.00	5.6%
40					
41 Other Student Fees:					
42 Graduate Fees: Idaho Resident					
43 Graduate Resident Tuition	\$6,128.00	\$6,490.00	\$6,490.00	\$362.00	5.9%
44 Full-Time Grad Fee	2,108.00	2,232.00	2,232.00	124.00	5.9%
45 Consolidated Mandatory Fee:	0.00	0.00	0.00	0.00	0.0%
46 Student Enrollment, Engagement and Success	221.50	210.00	210.00	(11.50)	-5.2%
47 Institutional Operations, Services and Support	678.50	727.00	727.00	48.50	7.1%
48 Student Health and Wellness	164.00	167.00	167.00	3.00	1.8%
49 Student Government	100.00	100.00	100.00	0.00	0.0%
50 Student Government - Opt Out Portion	6.00	6.00	6.00	0.00	0.0%
51 Total Graduate Full-time Fees	\$9,406.00	\$9,932.00	\$9,932.00	\$526.00	5.6%
52					

LEWIS-CLARK STATE COLLEGE
Changes to Student Fees for FY 2024
Annual Full-Time Fees and Part-Time Credit Hours Fees

	FY23	FY24	Requested		
	Fees	Initial Notice	FY 2024 Rates	Change	% Chg.
Student Fees:					
53 Graduate Fees: Non-resident					
54 Graduate Nonresident Tuition	\$19,980.00	\$21,118.00	\$21,118.00	\$1,138.00	5.7%
55 Out-of-state Full-time Grad Fee	2,108.00	2,232.00	2,232.00	124.00	5.9%
56 Consolidated Mandatory Fee:	0.00	0.00	0.00	0.00	0.0%
57 Student Enrollment, Engagement and Success	221.50	210.00	210.00	(11.50)	0.0%
58 Institutional Operations, Services and Support	678.50	727.00	727.00	48.50	0.0%
59 Student Health and Wellness	164.00	167.00	167.00	3.00	0.0%
60 Student Government	100.00	100.00	100.00	0.00	0.0%
61 Student Government - Opt Out Portion	6.00	6.00	6.00	0.00	0.0%
62 Total Out-of-state Graduate Full-time Fees	\$23,258.00	\$24,560.00	\$24,560.00	\$1,302.00	5.6%
63					
64 Part-time Graduate Fees					
65 Part-time Tuition	\$420.75	\$444.75	\$444.75	\$24.00	5.7%
66 Consolidated Mandatory Fee:	0.00	0.00	0.00	0.00	0.0%
67 Student Enrollment, Engagement and Success	1.25	1.05	1.05	(0.20)	-16.0%
68 Institutional Operations, Services and Support	39.75	41.90	41.90	2.15	5.4%
69 Student Health and Wellness	5.75	5.95	5.95	0.20	3.5%
70 Student Government	1.50	1.35	1.35	(0.15)	-10.0%
71 Student Government - Opt Out Portion	1.00	1.00	1.00	0.00	0.0%
72 Total Graduate Part-time Cr Hr Fees	\$470.00	\$496.00	\$496.00	\$26.00	5.5%
73					
74 Non-Resident Tuition (includes mandatory fees listed above):					
75 Undergraduate Nonresident - FT	\$20,252.00	\$21,386.00	\$21,386.00	\$1,134.00	5.6%
76 Undergraduate Nonresident - PT	N/A	N/A	N/A	N/A	N/A
77 Undergraduate Nonresident - Summer	N/A	N/A	N/A	N/A	N/A
78 Nonres - Asotin County (LCSC)	\$11,066.00	\$11,686.00	\$11,686.00	\$620.00	5.6%
79 Professional Fees:					
80 NONE	N/A	N/A	N/A	N/A	N/A
81 Self-Support Fees:					
82 NONE	N/A	N/A	N/A	N/A	N/A
83 Online Program Fees					
84 NONE	N/A	N/A	N/A	N/A	N/A
85 Other Fees:					
86 WUE (Tuition ONLY)	\$8,740.00	\$9,267.00	\$9,267.00	\$527.00	6.0%
87 Portfolio Class Fee	\$50.00	\$50.00	\$50.00	\$0.00	100.0%
88 Idaho Correctional Education Per Credit Hour Fee (NEW)	\$0.00	\$310.00	\$310.00	NEW	NEW
89 Idaho Correctional Education Full-Time Tuition (NEW)	\$0.00	\$3,439.00	\$3,439.00	NEW	NEW
90 In-service Fees/Cr Hr - Undergrad	\$131.00		\$138.00	\$7.00	5.3%
91 In-service Fees/Cr Hr - Graduate	\$172.00		\$180.00	\$8.00	4.7%
92 Course Overload Tuition (20 cr. or more)	\$358.00	\$378.00	\$378.00	\$20.00	5.6%
93 High School Student on Campus/Online Credit Hour Fees					
94 (25% of part-time credit hour fee)					
95 Idaho High School Student	\$75.00	\$75.00	\$75.00	\$0.00	0.0%
96 Washington High School Student	\$90.00	\$95.00	\$95.00	\$5.00	5.6%
97 WA In-High School Credit Hour Fees	\$90.00	\$95.00	\$95.00	\$5.00	5.6%
98					
99					
100					
101					
102					
103					
104					

Full- & part-time fees are effective Fall Semester 2022. Full-time summer fees are effective Summer 2023.

LEWIS-CLARK STATE COLLEGE

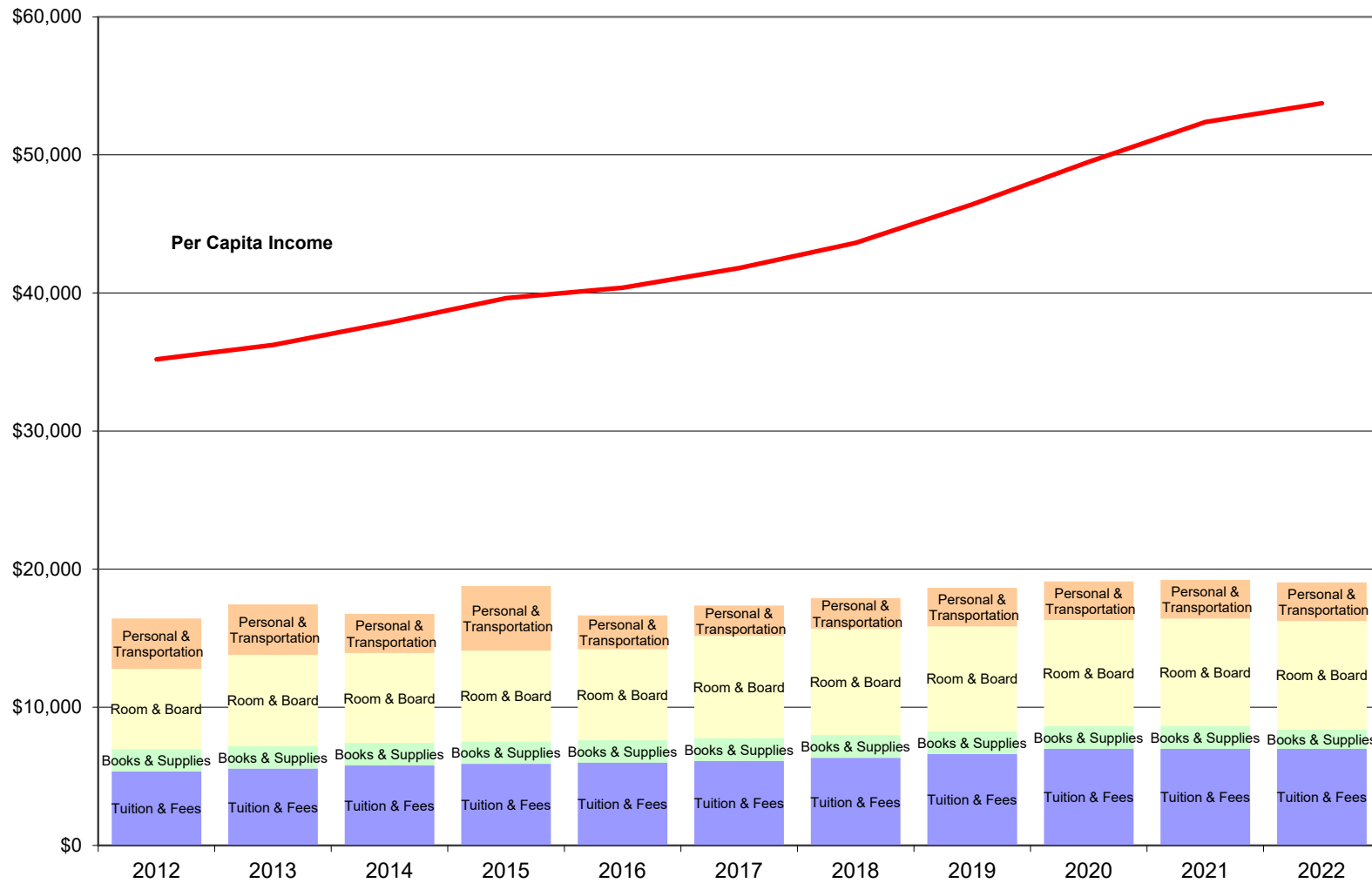
4-year History of Board Approved Fees plus FY24 Requested Fees
Annual Full-Time Fees and Part-Time Credit Hours Fees

Student Fees:	FY 2020	FY 2021	FY 2022	FY 2023	5.6% Request FY 2024	5-Year Increase	% Increase
1 Full-time Fees							
2 Tuition (Unrestricted)	\$ 5,826.00	\$ 5,826.00	\$ 5,826.00	\$ 5,826.00	\$ 6,178.00	\$ 352.00	6.0%
3 Technology Fee	136.00	136.00				(136.00)	-100.0%
4 Facilities Fees	189.00	189.00				(189.00)	-100.0%
5 Student Activity Fees	831.00	831.00				(831.00)	-100.0%
6 Consolidated Mandatory Fee:			1,156.00			-	-100.0%
7 Student Enrollment, Engagement and Success				221.50	210.00	210.00	100.0%
8 Institutional Operations, Services and Support				678.50	727.00	727.00	100.0%
9 Student Health and Wellness				164.00	167.00	167.00	100.0%
10 Student Government				100.00	100.00	100.00	100.0%
11 Student Government - Opt Out Portion				6.00	6.00	6.00	100.0%
12 Total Full-time Fees	\$ 6,982.00	\$ 6,982.00	\$ 6,982.00	\$ 6,996.00	\$ 7,388.00	\$ 406.00	5.8%
13 Percentage Increase	5.5%	0.0%	0.0%	0.2%	5.6%		
14							
15 Part-time Credit Hour Fees							
16 Tuition	\$ 308.75	\$ 308.75	\$ 308.75	\$ 308.75	\$ 326.75	\$ 18.00	5.8%
17 Technology Fee	8.25	8.25				(8.25)	-100.0%
18 Facilities Fees	8.00	8.00				(8.00)	-100.0%
19 Student Activity Fees	31.00	31.00				(31.00)	-100.0%
20 Consolidated Mandatory Fee:			47.25			-	-100.0%
21 Student Enrollment, Engagement and Success				1.25	1.05	1.05	100.0%
22 Institutional Operations, Services and Support				39.75	41.90	41.90	100.0%
23 Student Health and Wellness				5.75	5.95	5.95	100.0%
24 Student Government				1.50	1.35	1.35	100.0%
25 Student Government - Opt Out Portion				1.00	1.00	1.00	100.0%
26 Total Part-time Cr Hr Fees	\$ 356.00	\$ 356.00	\$ 356.00	\$ 358.00	\$ 378.00	\$ 22.00	6.2%
27							
28 Summer Credit Hour Fees							
29 Tuition	\$ 232.25	\$ 232.25	\$ 232.25	\$ 232.25	\$ 251.25	\$ 19.00	8.2%
30 Technology Fee	8.25	8.25				(8.25)	-100.0%
31 Facilities Fees	8.00	8.00				(8.00)	-100.0%
32 Student Activity Fees	107.50	107.50				(107.50)	-100.0%
33 Consolidated Mandatory Fee:			123.75			-	-100.0%
34 Student Enrollment, Engagement and Success				1.50	1.50	1.50	100.0%
35 Institutional Operations, Services and Support				120.00	121.00	121.00	100.0%
36 Student Health and Wellness				4.25	4.25	4.25	100.0%
37 Student Government				-	-	-	0.0%
38 Student Government - Opt Out Portion				-	-	-	0.0%
39 Total Summer Cr Hr Fees	\$ 356.00	\$ 356.00	\$ 356.00	\$ 358.00	\$ 378.00	\$ 22.00	6.2%
40							
41 Full-Time Summer Fees							
42 Tuition (Unrestricted)			\$ 2,913.00	\$ 2,913.00	\$ 3,089.00	\$ 3,089.00	100.0%
43 Consolidated Mandatory Fee:			578.00			-	-100.0%
44 Student Enrollment, Engagement and Success				110.75	105.00	105.00	100.0%
45 Institutional Operations, Services and Support				339.25	363.50	363.50	100.0%
46 Student Health and Wellness				82.00	83.50	83.50	100.0%
47 Student Government				50.00	50.00	50.00	100.0%
48 Student Government - Opt Out Portion				3.00	3.00	3.00	100.0%
49 Total Full-time Fees	\$ -	\$ -	\$ 3,491.00	\$ 3,498.00	\$ 3,694.00	\$ 3,694.00	100.0%
50							
51 Other Student Fees							
52 Graduate Fees: Idaho Resident							
53 Graduate Resident Tuition			\$ 5,826.00	\$ 6,128.00	\$ 6,490.00	\$ 6,490.00	100.0%
54 Full-Time Grad Fee			2,018.00	2,108.00	2,232.00	2,232.00	100.0%
55 Consolidated Mandatory Fee:			1,156.00			-	-100.0%
56 Student Enrollment, Engagement and Success				221.50	210.00	210.00	100.0%
57 Institutional Operations, Services and Support				678.50	727.00	727.00	100.0%
58 Student Health and Wellness				164.00	167.00	167.00	100.0%
59 Student Government				100.00	100.00	100.00	100.0%
60 Student Government - Opt Out Portion				6.00	6.00	6.00	100.0%
61 Total Graduate Full-time Fees	\$ -	\$ -	\$ 9,000.00	\$ 9,406.00	\$ 9,932.00	\$ 9,932.00	100.0%
62							

LEWIS-CLARK STATE COLLEGE
4-year History of Board Approved Fees plus FY24 Requested Fees
Annual Full-Time Fees and Part-Time Credit Hours Fees

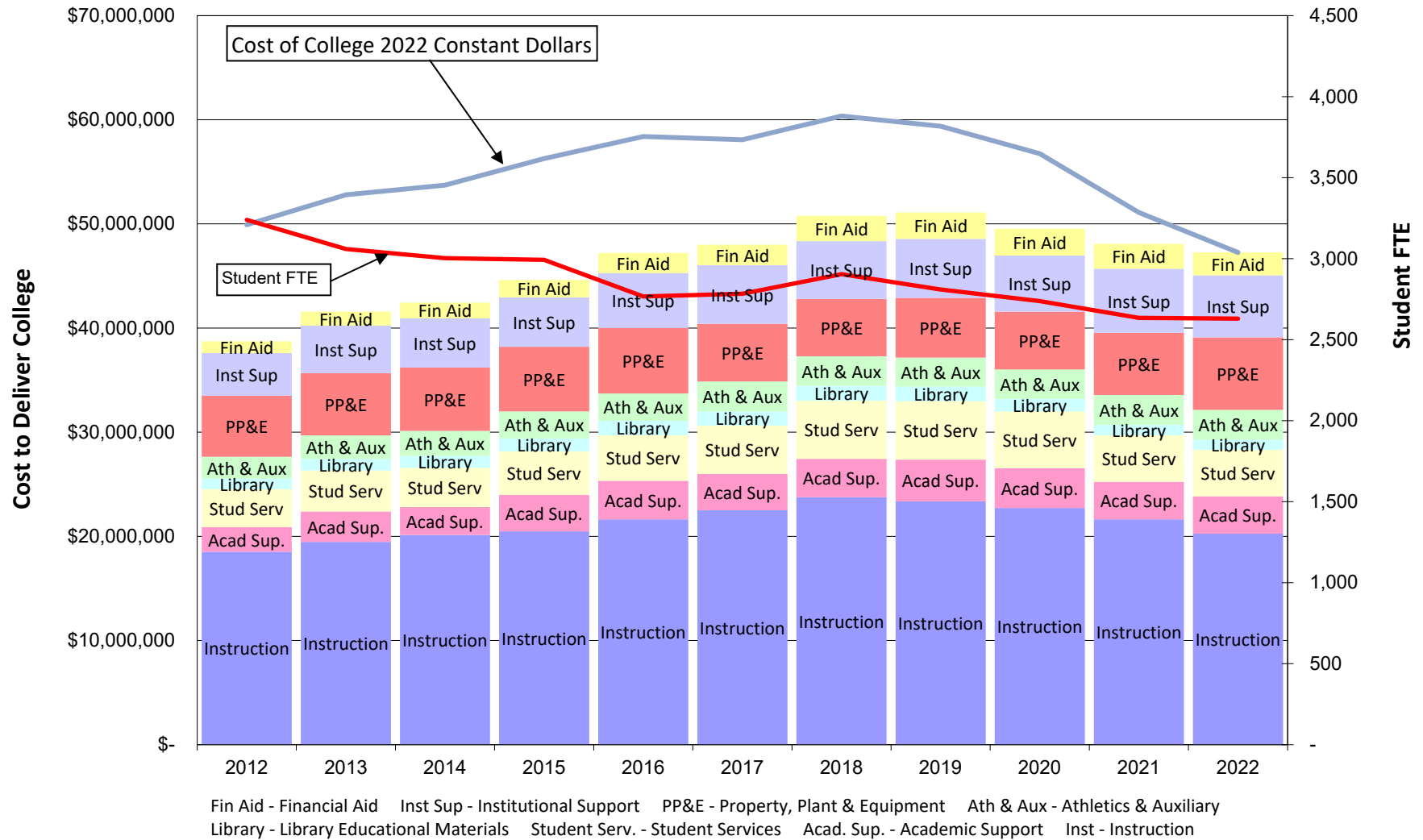
	FY 2020	FY 2021	FY 2022	FY 2023	5.6% Request FY 2024	5-Year Increase	% Increase
Student Fees:							
63 Graduate Fees: Non-resident							
64 Graduate Nonresident Tuition			\$ 19,082.00	\$ 19,980.00	\$ 21,118.00	\$ 21,118.00	100.0%
65 Out-of-state Full-time Grad Fee			2,018.00	2,108.00	2,232.00	2,232.00	100.0%
66 Consolidated Mandatory Fee:			1,156.00			-	-100.0%
67 Student Enrollment, Engagement and Success				221.50	210.00	210.00	100.0%
68 Institutional Operations, Services and Support				678.50	727.00	727.00	100.0%
69 Student Health and Wellness				164.00	167.00	167.00	100.0%
70 Student Government				100.00	100.00	100.00	100.0%
71 Student Government - Opt Out Portion				6.00	6.00	6.00	100.0%
72 Total Out-of-state Graduate Full-time Fees	\$ -	\$ -	\$ 22,256.00	\$ 23,258.00	\$ 24,560.00	\$ 24,560.00	100.0%
73							
74 Part-time Graduate Fees							
75 Part-time Tuition			\$ 402.75	\$ 420.75	\$ 444.75	\$ 444.75	100.0%
76 Consolidated Mandatory Fee:			47.25			-	-100.0%
77 Student Enrollment, Engagement and Success				1.25	1.05	1.05	100.0%
78 Institutional Operations, Services and Support				39.75	41.90	41.90	100.0%
79 Student Health and Wellness				5.75	5.95	5.95	100.0%
80 Student Government				1.50	1.35	1.35	100.0%
81 Student Government - Opt Out Portion				1.00	1.00	1.00	100.0%
82 Total Graduate Part-time Cr Hr Fees	\$ -	\$ -	\$ 450.00	\$ 470.00	\$ 496.00	\$ 496.00	100.0%
83							
84 Nonresident Tuition:							
85 Nonres Tuition Premium	\$ 12,996.00	\$ 13,256.00	\$ 13,256.00	\$ 13,256.00	\$ 13,998.00	\$ 1,002.00	7.7%
86 Nonres Tuition-Asotin County Premium	\$ 3,990.00	\$ 4,070.00	\$ 4,070.00	\$ 4,070.00	\$ 4,298.00	\$ 308.00	7.7%
87 Other Fees:							
88 Western Undergrad Exchge	\$ 3,492.00	\$ 3,492.00	\$ 2,914.00	\$ 2,914.00	\$ 3,089.00	\$ (403.00)	-11.5%
89 Portfolio Class Fee				\$ 50.00	\$ 50.00	\$ 50.00	100.0%
90 Idaho Correctional Education Per Credit Hour Fee (NEW)					\$ 310.00	\$ 310.00	100.0%
91 Idaho Correctional Education Full-Time Tuition (NEW)					\$ 3,439.00	\$ 3,439.00	100.0%
92 In-service Fees/Cr Hr - Undergrad	\$129.00	\$129.00	\$129.00	\$131.00	\$ 138.00	\$ 9.00	7.0%
93 In-service Fees/Cr Hr - Graduate	\$170.00	\$170.00	\$167.00	\$172.00	\$ 180.00	\$ 10.00	100.0%
94 Overload (20 cr. or more)	\$ 356.00	\$ 356.00	\$ 356.00	\$ 358.00	\$ 378.00	\$ 22.00	6.2%
95 High School Student on Campus/Online Credit Hour Fees (25% of part-time credit hour fee)							
96 Idaho High School Student	\$ 89.00	\$ 89.00	\$ 75.00	\$ 75.00	\$ 75.00	\$ (14.00)	-15.7%
97 Washington High School Student	\$ 89.00	\$ 89.00	\$ 89.00	\$ 90.00	\$ 95.00	\$ 6.00	6.7%
98 WA In-High School Credit Hour Fees	\$ 89.00	\$ 89.00	\$ 89.00	\$ 90.00	\$ 95.00	\$ 6.00	6.7%
99							

Cost of Attending College vs. Per Capita Income Lewis-Clark State College

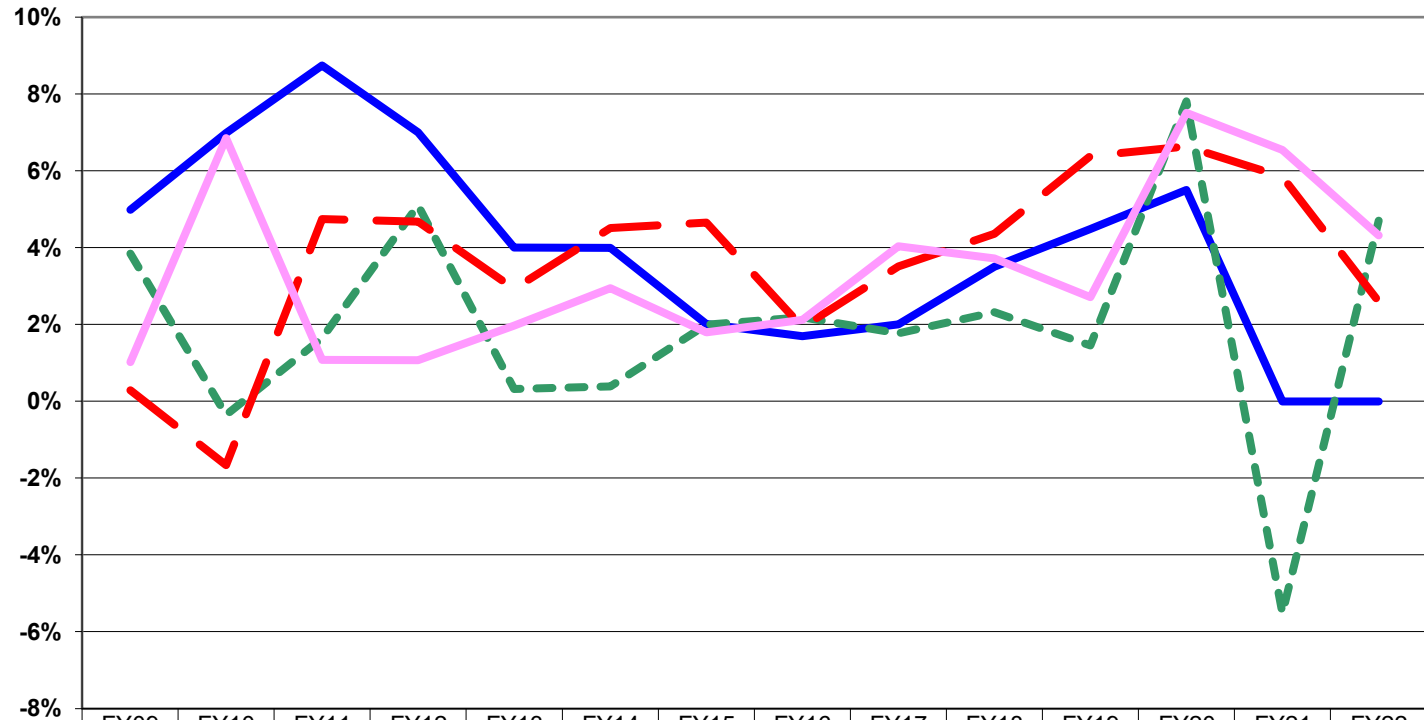


The Cost of Attendance includes the full tuition and fees and does not reflect a student possibly receiving financial aid, scholarships, or discounts.

Cost to Deliver College Lewis-Clark State College



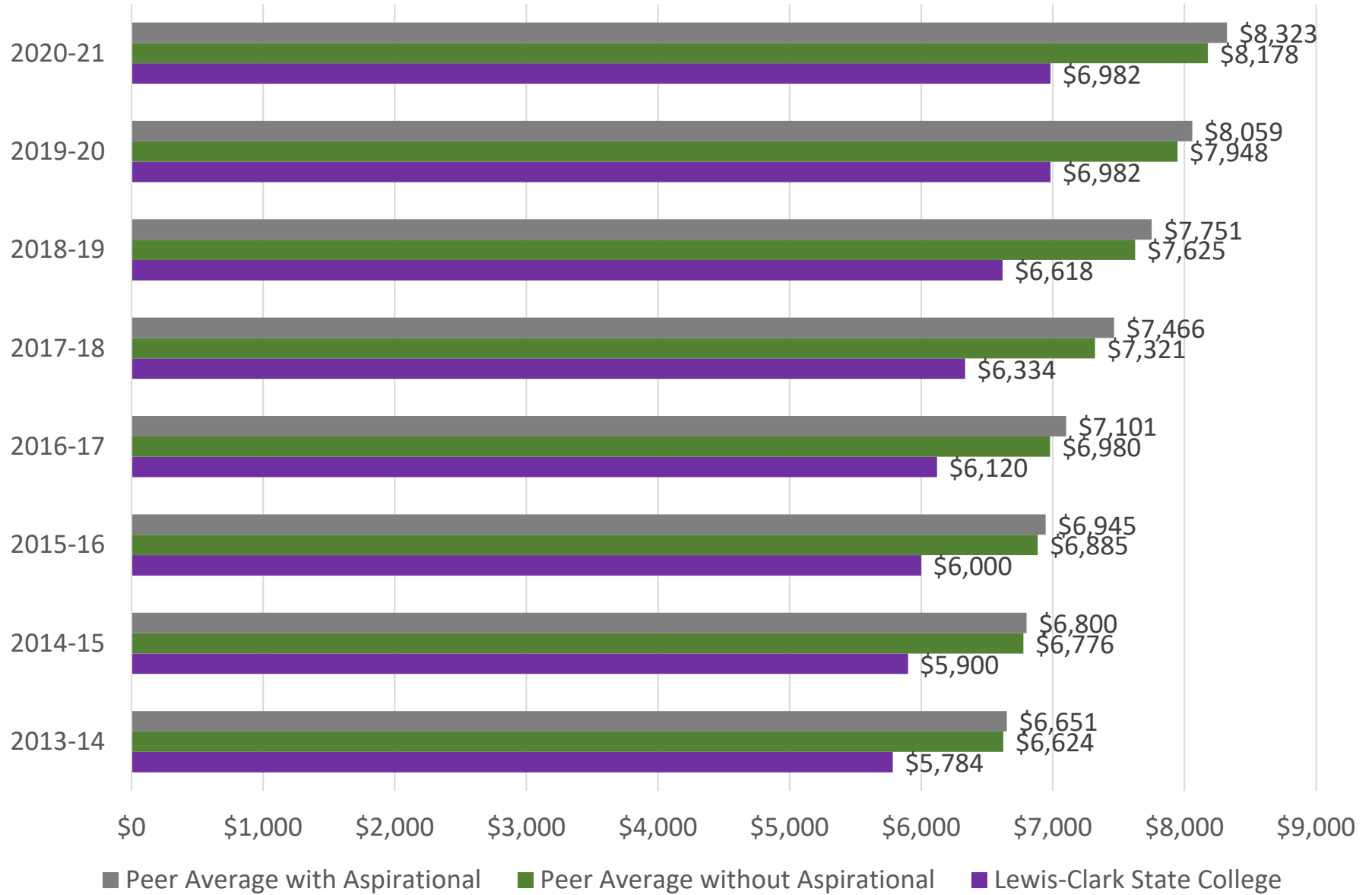
Lewis-Clark State College
Resident Tuition and Fees, CPI, Per Capita Income, Average Annual Wage
 % Increase from Prior Year



	FY09	FY10	FY11	FY12	FY13	FY14	FY15	FY16	FY17	FY18	FY19	FY20	FY21	FY22
— Resident Tuition and Fees	4.99%	6.98%	8.75%	7.00%	4.00%	3.99%	2.01%	1.69%	2.00%	3.50%	4.48%	5.50%	0.00%	0.00%
- - - Consumer Price Index	3.84%	-0.36%	1.64%	5.10%	0.32%	0.38%	1.99%	2.18%	1.77%	2.31%	1.45%	7.81%	-5.52%	4.70%
- - - Idaho Per Capita Income	0.29%	-1.66%	4.74%	4.68%	2.92%	4.51%	4.65%	1.92%	3.51%	4.36%	6.38%	6.64%	5.84%	2.60%
— Idaho Average Annual Wage	1.02%	6.85%	1.08%	1.07%	1.97%	2.95%	1.79%	2.12%	4.03%	3.71%	2.71%	7.51%	6.54%	4.31%

Source: Bureau of Economic Analysis, U.S. Department of Commerce
 Division of Financial Management Economic Forecast, January 2022

Lewis-Clark State College



University of Idaho Tuition and Fee Narrative

The Fee Process

The University of Idaho collaborative fee process kicked off last fall with the call for proposed changes to dedicated student activity fees. At the same time, university leadership focused on identifying funding needs and potential sources, including state and tuition funds. This included discussions between executive and student leadership about the financial prospects for the coming year and how student activity fees fit into the overall financial picture. Throughout the fall and early spring, this work continued, with active participation by the Dedicated Student Activity Fee Committee (DSAFC). This DSAFC representative committee includes student leaders from the Associated Students of the University of Idaho (ASUI), the Graduate and Professional Students Association (GSPA), and the Student Bar Association (SBA) representing the law school. All units currently receiving dedicated fees or requesting a new dedicated fee submitted data to the DSAFC. A public meeting of the DSAFC was held on January 26, 2023, with each unit requesting an increased or new fee presenting their request.

The DSAFC committee met several times in February to discuss the fee requests from each unit. A comprehensive activity fee proposal was developed by student leaders and presented to executive leadership on February 27th. This fee proposal was incorporated into the overall proposed tuition and fee package and published for public review via the formal University Notice of Intent to Adopt Student Tuition and Fee Changes, which was issued on March 14^h as required by Board policy. The period of public comment is open through April 24th and will include a public presentation and open forum on proposed student fees on March 30th. During this period, students and interested citizens may provide comments, in writing, regarding the proposed fee increases. Written comments will be forwarded to the Regents, and a recording of the March 30th open forum will be available.

Tuition and Fee Request Overview

The FY 2024 proposal for tuition and fee changes reflects the University of Idaho's ongoing commitment to maintain accessibility, while at the same time addressing the rising costs of providing high quality education and experiences to our students. The university is requesting tuition increases of \$360 per year and \$520 per year for undergraduate and graduate students respectively. These increases will generate approximately \$2.7M to fund the non-state funded portion of the \$1.20 per hour CEC for General Education positions and a portion of the impact of inflation. The FY 2024 proposal also includes a \$60 per year increase for full-time mandatory fees which funds the \$1.20 per hour CEC for fee-funded positions as well as several programmatic fee increases as proposed by the Dedicated Student Activity Fee Committee. Overall, the tuition and fee increase for full-time resident undergraduate students is \$420 per year or 5.0%. Full-time non-resident undergraduate students will see the same increase of \$420 per year which is a 1.5% increase. For full-time graduate students, the proposed increase is \$580 per year, or 5.8% for residents and 2.0% for non-residents.

The specific components of the tuition and fee request are as follows:

Undergraduate Resident and Non-Resident Tuition

The University of Idaho is requesting a \$360 per year increase to the undergraduate resident tuition of \$6,180, and the undergraduate non-resident tuition of \$25,416 per full-time student per year, bringing the proposed tuition rates to \$6,540 per year for residents and \$25,776 per year for non-residents. When combined with proposed fees, this results in a total tuition and fee package of \$8,816 per year for undergraduate resident and \$28,052 per year for undergraduate non-resident students.

Western Undergraduate Exchange (WUE) Tuition and Fees – New Students (FY 2023 & FY 2024)

FY 2024 represents the second year of a four-year phased implementation of the WICHE WUE rate calculation methodology. Prior to FY 2023, the university had set the WUE rate equal to 150% of the full-time undergraduate resident combined tuition and fee rate. Per WICHE, the correct calculation is 100% of the full-time resident combined tuition and fee rate plus 50% of only the full-time resident tuition rate. To shift to the correct methodology, the university has the approval of WICHE to implement the WICHE methodology for new students starting FY 2023, while continuing the old methodology for students enrolled prior to FY 2023. Based on this, the University of Idaho is requesting an increase of \$600 per year to the WUE tuition and fee package for WUE students enrolled starting in FY 2023 or FY2024, taking it from \$11,486 to \$12,086. This is based on the WICHE calculation of the full-time resident combined tuition and fee rate of \$8,816 plus 50% of the full-time resident tuition only of \$6,540 or \$3,270.

Western Undergraduate Exchange (WUE) Tuition and Fees – Ongoing (Prior to FY 2023)

As indicated above, the university will continue using 150% of the full-time undergraduate tuition and fee rate for WUE students who enrolled prior to FY 2023. Based on this, the University of Idaho is requesting an increase of \$630 per full-time student per year to the WUE tuition and fee package total for ongoing WUE students. This will increase the WUE total tuition and fees from \$12,594 to \$13,224 and is based on the requested full-time resident tuition and fee total of \$8,816 multiplied by 150%.

Graduate Resident and Non-Resident Tuition

The University of Idaho is requesting a \$520 per year increase to the graduate resident tuition of \$7,752 and the graduate non-resident tuition of \$26,988 per full-time student per year, bringing the proposed tuition rates to \$8,272 per year for residents and \$27,508 per year for non-residents. When combined with proposed fees, this results in a total tuition and fee package of \$10,548 per year for graduate resident and \$29,784 per year for graduate non-resident students.

Consolidated Mandatory Fee Details

Increases to elements of the consolidated mandatory fee are as follows and will generate an estimated \$920K per year:

\$ 0.94	Student Enrollment, Engagement and Success
42.72	Institutional Operations, Services and Support
13.40	Student Health and Wellness
2.74	Student Government
<u>0.20</u>	<u>Student Government – Opt Out Portion</u>
\$60.00	Total Consolidated Mandatory Fee Increase

These mandatory fee changes include a \$9.60 per year increase to the student computing fee to support increases in student temporary help, wireless network funding, and student communications and training. Additionally, it includes a \$43.08 per year increase in student activity fees aimed at funding the \$1.20 per hour CEC for fee-funded positions and \$9.32 in increases for programmatic funding support. Finally, this proposal includes a decrease of \$2.00 per year to the facility fee, bringing the total consolidated mandatory fee increase to an even \$60.00 per year or \$2,276.00.

Part-Time Tuition and Fees

The University of Idaho is requesting a tuition increase of \$21 per student credit hour for undergraduate and a \$32 per student credit hour for graduate students. This, coupled with no change in the proposed part-time fee rates results in total part-time tuition and fee rates of \$441 and \$586 per student credit hour for resident undergraduate and graduate students respectively and \$1,403 and \$1,655 per student credit hour for nonresident undergraduate and graduate students respectively.

New Student Orientation

The University of Idaho is proposing an increase from \$100 to \$125 per student to address the increased expenses associated with staffing and providing food at the event.

Professional, Self-Support and Online Program Fees

The University of Idaho is requesting the following changes to professional, self-support fees and online program fees:

Professional Fees:

- Law Professional Full-Time Fee: Increase to \$15,384 per year; an increase of \$1,000 or 7.0%
- Law Professional Part-Time Fee: Increase to \$855 per credit hour; an increase of \$56 or 7.0%
- Art & Architecture Full-Time Fee: No change, remains at \$1,432 per year
- Art & Architecture Part-Time Fee – Undergraduate: No change, remains at \$72 per credit hour
- Art & Architecture Part-Time Fee – Graduate: No change, remains at \$80 per credit hour

Self-Support Program Fees:

- MOSS Environmental Ed Graduate Program: Increase to \$20,536 for the 2-semester program; an increase of \$1,344 or 7.0%
- MOSS MNR Environmental Ed/Science Communications: Increase to \$25,976 for the 2-semester + summer program; an increase of \$1,700 or 7.0%
- Master of Science in Athletic Training: Increase to \$23,571 for the 1 year/3 semester program; an increase of \$576 or 2.5%
- Doctorate in Athletic Training: Increase to \$21,462 for the 1 year/3 semester program; an increase of \$524 or 2.5%

Online Program Fees:

- Master of Public Administration: No change, remains at \$3,750 per semester
- Bachelor of Business Administration: New fee of \$360 per credit hour

The online Bachelor of Business Administration program was approved by the State Board of Education at the June 15, 2022, meeting; however, while the fee was referenced in the materials, it was not included in the motion so was not officially approved. We are now requesting approval for a fee of \$360 per credit hour in anticipation of the program starting in Summer 2023.

Memos providing additional information related to profession, self-support and online program fee changes are included in the agenda materials.

Attachments:

Attachment 1	Schedule detailing the tuition and fee changes
Attachment 2	Schedule displaying a 4-year history of Board-approved fees and the FY 2024 requested fees
Attachment 3	Chart: Cost of Attending College vs. Per Capita Income
Attachment 4	Chart: Cost to Deliver College and Cost to Deliver Per FTE
Attachment 5	Chart: Annual % Increase for Fees, CPI, Per Capita Income, and Average Wage
Attachment 6	Chart showing comparison of institution tuition and fees to peer averages with and without aspirational peers
Attachment 7	Law Student Dedicated Professional Fee
Attachment 8	Master of Science in Athletic Training Fee Doctorate in Athletic Training Fee
Attachment 9	MOSS Environmental Ed Graduate Program Fee
Attachment 10	MOSS MNR Environmental Ed/Science Communications Fee
Attachment 11	Bachelor of Business Administration Online Program Fee



University
of Idaho

FY24 STUDENT TUITION AND FEE OVERVIEW

MAY 2023



RESIDENT UNDERGRADUATE TUITION AND FEES

Resident Rates per Year:	FY2023	FY2024	\$ Change	% Change
Tuition	\$6,180.00	\$6,540.00	\$360.00	5.8%
Student Enrollment, Engagement and Success	114.38	115.32	0.94	0.8%
Institutional Operations, Services and Support	1,605.38	1,648.10	42.72	2.7%
Student Health and Wellness	358.92	372.32	13.40	3.7%
Student Government	129.32	132.06	2.74	2.1%
Student Government – Opt Out Portion	8.00	8.20	0.20	2.5%
Total Full-Time Tuition & Fees	\$8,396.00	\$8,816.00	\$420.00	5.0%

FY24 STUDENT TUITION AND FEE USES



- CEC
- Utilities
- Benefits
- Inflation
- College of Graduate Studies



DEDICATED STUDENT ACTIVITY FEES

	REQUESTED BY UNITS	ORIGINAL RECOMMENDATION	REVISED SBOE REQUEST
CURRENT TOTAL		\$1,368.54	\$1,368.54
<i>Changes:</i>			
<i>Change in Employee Compensation (CEC)</i>	(1%) \$10.06	(4%) \$40.24	(\$1.20/hr) \$43.08
<i>Black & African American Cultural Center</i>	0.38	0.38	0.38
<i>LGBTQA</i>	0.86	0.86	0.86
<i>Office of Multicultural Affairs</i>	2.10	1.80	1.80
<i>Women's Center</i>	2.22	.80	0.80
<i>Performing Arts</i>	0.08	0.08	0.08
<i>Golf Course (NEW FEE)</i>	2.00	0.00	0.00
<i>Multi-Use Facilities</i>	6.00	5.40	5.40
<i>Total Changes:</i>	\$23.70	\$49.56	\$52.40
PROPOSED TOTAL		(3.6%) \$1,418.10	(3.8%) \$1,420.94



FACILITY AND TECHNOLOGY FEES

MANDATORY FEE TYPE	CURRENT RATE	PROPOSED INCREASE	PROPOSED RATE
Facility Fee	\$682.06	\$ (2.00)	\$680.06
Technology Fee	165.40	9.60	175.00
TOTAL	\$847.46	\$ 7.60	(0.9%) \$855.06



FY24 INCREASED ALLOCATIONS

	OPERATIONAL CAPACITY		
	ENHANCEMENT	TUITION	TOTAL
REVENUE INCREASES:	\$ 1,816,500	\$ 2,687,900	\$ 4,504,400
USES:			
CEC Fund Shift Coverage		1,459,200	1,459,200
Utilities		150,000	150,000
Benefits		54,700	54,700
Inflation	324,800	868,000	1,192,800
College of Graduate Studies		156,000	156,000
Cover FY2023 EWA budget reduction	1,314,400		1,314,400
Cover FY2024 EWA budget reduction	177,300		177,300
TOTAL USES:	\$ 1,816,500	\$ 2,687,900	\$ 4,504,400

FISCAL OPTIMIZATION AND EFFICIENCY



Steam plant microturbine installation

- \$22M Base Budget Reduction
- Vandal Hybrid Budget Model
- Microturbine Project
- Utility System P3
- Housing System P3
- Shared Services
 - Advising
 - Marketing & Communications
 - Advancement
 - Finance
 - HR
 - IT

UNIVERSITY OF IDAHO
Changes to Student Fees for FY 2024
Annual Full-Time Fees and Part-Time Credit Hours Tuition & Fees

	FY23	FY24	Requested		
Student Tuition & Fees:	Rates	Initial Notice	FY 2024 Rates	Change	% Chg.
1 Full-Time Undergraduate:					
2 Resident Tuition	\$ 6,180.00	\$ 6,716.00	\$ 6,540.00	\$360.00	5.8%
3 Consolidated Mandatory Fee:				0.00	0.0%
4 Student Enrollment, Engagement and Success	114.38	115.32	115.32	0.94	0.8%
5 Institutional Operations, Services and Support	1,605.38	1,652.10	1,648.10	42.72	2.7%
6 Student Health and Wellness	358.92	372.32	372.32	13.40	3.7%
7 Student Government	129.32	132.06	132.06	2.74	2.1%
8 Student Government - Opt Out Portion	8.00	8.20	8.20	0.20	2.5%
9 Total Full-Time Undergraduate	<u>\$8,396.00</u>	<u>\$8,996.00</u>	<u>\$8,816.00</u>	<u>\$420.00</u>	<u>5.0%</u>
10					
11 Part-Time Undergraduate per Credit Hour:					
12 Resident Tuition	\$ 368.00	\$ 398.00	\$ 389.00	\$21.00	5.7%
13 Consolidated Mandatory Fee:				0.00	0.0%
14 Student Enrollment, Engagement and Success	0.44	0.44	0.44	0.00	0.0%
15 Institutional Operations, Services and Support	42.07	42.07	42.07	0.00	0.0%
16 Student Health and Wellness	6.45	6.45	6.45	0.00	0.0%
17 Student Government	2.86	2.86	2.86	0.00	0.0%
18 Student Government - Opt Out Portion	0.18	0.18	0.18	0.00	0.0%
19 Total Part-Time Undergraduate	<u>\$420.00</u>	<u>\$450.00</u>	<u>\$441.00</u>	<u>\$21.00</u>	<u>5.0%</u>
20					
21 Part-Time Undergraduate Summer per Credit Hour:					
22 Resident Tuition	\$ 368.00	\$ 398.00	\$ 389.00	\$21.00	5.7%
23 Consolidated Mandatory Fee:				0.00	0.0%
24 Student Enrollment, Engagement and Success	0.44	0.44	0.44	0.00	0.0%
25 Institutional Operations, Services and Support	42.07	42.07	42.07	0.00	0.0%
26 Student Health and Wellness	6.45	6.45	6.45	0.00	0.0%
27 Student Government	2.86	2.86	2.86	0.00	0.0%
28 Student Government - Opt Out Portion	0.18	0.18	0.18	0.00	0.0%
29 Total Part-Time Undergraduate Summer	<u>\$420.00</u>	<u>\$450.00</u>	<u>\$441.00</u>	<u>\$21.00</u>	<u>5.0%</u>
30					
31 Full-Time Graduate (students enrolled in 9 or more credit hours):					
32 Graduate Resident Tuition	\$ 7,752.00	\$ 8,448.00	\$ 8,272.00	\$520.00	6.7%
33 Consolidated Mandatory Fee:				0.00	0.0%
34 Student Enrollment, Engagement and Success	114.38	115.32	115.32	0.94	0.8%
35 Institutional Operations, Services and Support	1,605.38	1,652.10	1,648.10	42.72	2.7%
36 Student Health and Wellness	358.92	372.32	372.32	13.40	3.7%
37 Student Government	129.32	132.06	132.06	2.74	2.1%
38 Student Government - Opt Out Portion	8.00	8.20	8.20	0.20	2.5%
39 Total Full-Time Graduate	<u>\$9,968.00</u>	<u>\$10,728.00</u>	<u>\$10,548.00</u>	<u>\$580.00</u>	<u>5.8%</u>
40					
41 Part-Time Graduate per Credit Hour:					
42 Graduate Resident Tuition	\$ 502.00	\$ 544.00	\$ 534.00	\$32.00	6.4%
43 Consolidated Mandatory Fee:				\$0.00	0.0%
44 Student Enrollment, Engagement and Success	0.44	0.44	0.44	0.00	0.0%
45 Institutional Operations, Services and Support	42.07	42.07	42.07	0.00	0.0%
46 Student Health and Wellness	6.45	6.45	6.45	0.00	0.0%
47 Student Government	2.86	2.86	2.86	0.00	0.0%
48 Student Government - Opt Out Portion	0.18	0.18	0.18	0.00	0.0%
49 Total Part-Time Graduate	<u>\$554.00</u>	<u>\$596.00</u>	<u>\$586.00</u>	<u>\$32.00</u>	<u>5.8%</u>
50					
51 Part-Time Graduate Summer per Credit Hour:					
52 Graduate Resident Tuition	\$ 502.00	\$ 544.00	\$ 534.00	\$ 32.00	6.4%
53 Consolidated Mandatory Fee:					
54 Student Enrollment, Engagement and Success	0.44	0.44	0.44	0.00	0.0%
55 Institutional Operations, Services and Support	42.07	42.07	42.07	0.00	0.0%
56 Student Health and Wellness	6.45	6.45	6.45	0.00	0.0%
57 Student Government	2.86	2.86	2.86	0.00	0.0%
58 Student Government - Opt Out Portion	0.18	0.18	0.18	0.00	0.0%
59 Total Part-Time Graduate	<u>\$554.00</u>	<u>\$596.00</u>	<u>\$586.00</u>	<u>\$32.00</u>	<u>5.8%</u>

UNIVERSITY OF IDAHO
Changes to Student Fees for FY 2024
Annual Full-Time Fees and Part-Time Credit Hours Tuition & Fees

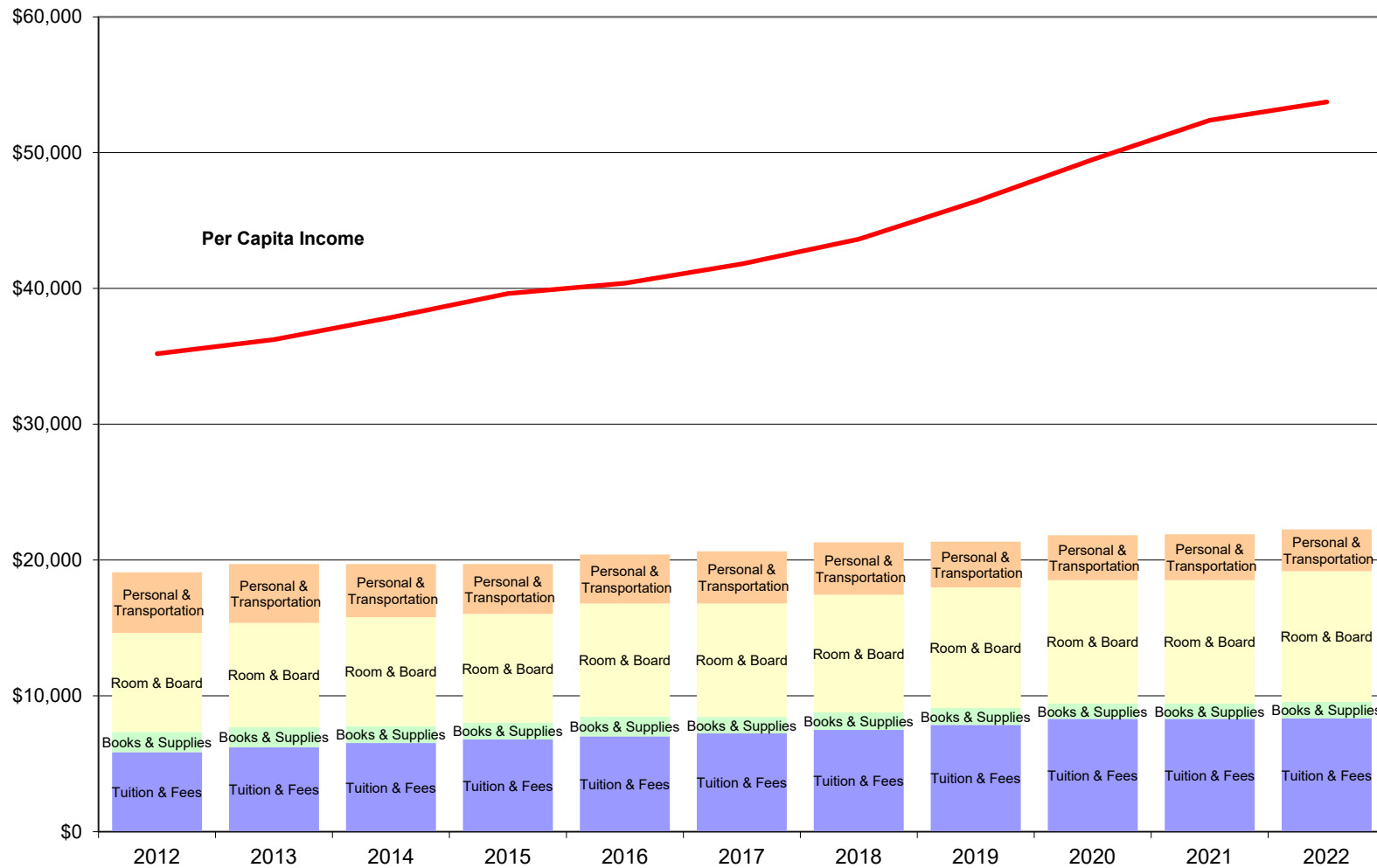
Student Tuition & Fees:	FY23	FY24	Requested			
	Rates	Initial Notice	FY 2024 Rates	Change	% Chg.	
60						
61	Non-Resident Tuition (includes mandatory fees listed above):					
62	Undergraduate Nonresident - FT	\$ 27,632.00	\$ 28,232.00	\$ 28,052.00	\$420.00	1.5%
63	Undergraduate Nonresident - PT	1,382.00	1,412.00	1,403.00	\$21.00	1.5%
64	Undergraduate Nonresident - Summer	\$420.00	\$450.00	\$441.00	\$21.00	5.0%
65	Graduate Nonresident - FT	29,204.00	29,964.00	29,784.00	\$580.00	2.0%
66	Graduate Nonresident - PT	1,623.00	1,665.00	1,655.00	\$32.00	2.0%
67	Graduate Nonresident - Summer	\$554.00	\$596.00	\$586.00	\$32.00	5.8%
68						
69	Professional Fees:					
70	Law - FT	\$ 14,384.00	\$ 15,384.00	\$ 15,384.00	\$1,000.00	7.0%
71	Law - PT	799.00	855.00	855.00	\$56.00	7.0%
72	Art & Architecture - FT	1,432.00	1,432.00	1,432.00	\$0.00	0.0%
73	Art & Architecture - PT Undergrad	72.00	72.00	72.00	\$0.00	0.0%
74	Art & Architecture - PT Grad	80.00	80.00	80.00	\$0.00	0.0%
75						
76	Self-Support Fees:					
77	Master of Science in Athletic Training (1 year/3 semesters) *	22,995.00	23,571.00	23,571.00	\$576.00	2.5%
78	Doctorate in Athletic Training (1 year/3 semesters) *	20,938.00	21,462.00	21,462.00	\$524.00	2.5%
79	MOSS Environmental Ed Graduate Program (1 year/2 semesters)	19,192.00	20,536.00	20,536.00	\$1,344.00	7.0%
80	MOSS MNR Environmental Ed/Science Communications (1 year +	24,276.00	25,976.00	25,976.00	\$1,700.00	7.0%
81	* Fee goes into effect Summer 2023					
82	Online Program Fees					
83	Master of Public Administration Online Program Fee (per semester)	\$ 3,750.00	\$ 3,750.00	\$ 3,750.00	\$0.00	0.0%
84	Bachelor of Business Administration Online Program Fee (per SCH	-	360.00	360.00	NEW	NEW
85	* Fee goes into effect Summer 2023					
86						
87	Other Fees:					
88	WUE - New Students (tuition + fees)	\$ 11,486.00	\$ 12,354.00	\$ 12,086.00	\$ 600.00	5.2%
89	WUE - Continuing Students (tuition + fees)	12,594.00	13,494.00	13,224.00	630.00	5.0%
90	In-service Fees/Cr Hr - Undergrad	\$131.00		\$138.00	\$7.00	5.3%
91	In-service Fees/Cr Hr - Graduate	\$172.00		\$180.00	\$8.00	4.7%
92	Course Overload Tuition	\$368.00	398.00	389.00	\$21.00	5.7%
93	Dual Credit Fee	\$75.00	75.00	75.00	\$0.00	0.0%
94						
95						
96						
97	Full- & part-time fees are effective Fall Semester 2023 unless otherwise noted. Summer rates are effective Summer 2024.					
98						

UNIVERSITY OF IDAHO

4-year History of Board Approved Fees plus FY24 Requested Fees
Annual Full-Time Fees and Part-Time Credit Hours Fees

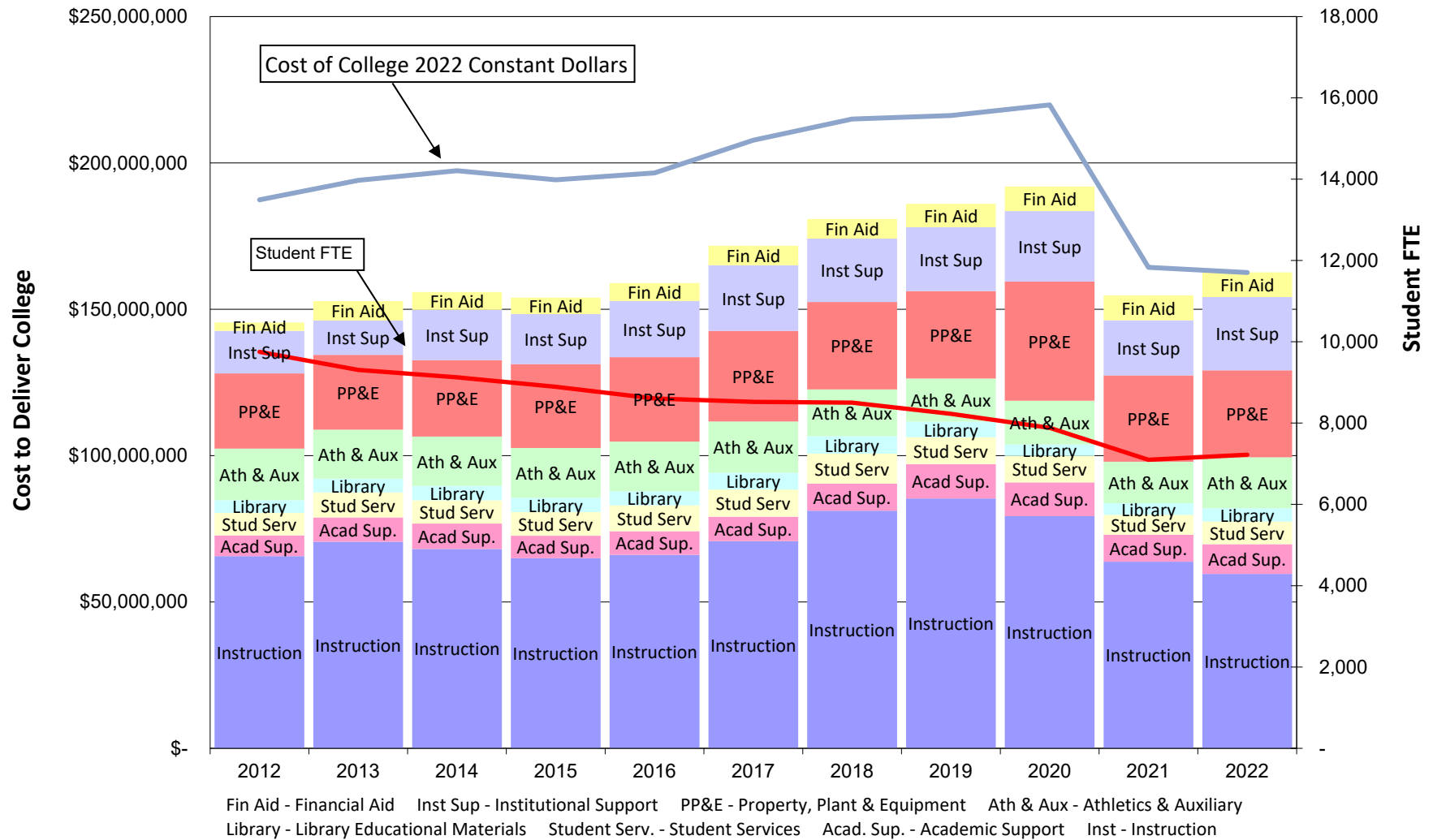
Student Fees:	FY 2020	FY 2021	FY 2022	FY 2023	Request FY 2024	5-Year Increase	% Increase
1 Full-time Fees							
2 Tuition (Unrestricted)	\$6,181.80	\$6,181.80	\$6,181.80	\$6,180.00	\$6,540.00	\$358.20	5.79%
3 Technology Fee	165.40	165.40				(165.40)	-100.00%
4 Facilities Fees	821.62	821.62				(821.62)	-100.00%
5 Student Activity Fees	1,135.18	1,135.18				(1,135.18)	-100.00%
6 Consolidated Mandatory Fee:			2,158.20			0.00	-100.00%
7 Student Enrollment, Engagement and Success				114.38	115.32	115.32	100.00%
8 Institutional Operations, Services and Support				1,605.38	1,648.10	1,648.10	100.00%
9 Student Health and Wellness				358.92	372.32	372.32	100.00%
10 Student Government				129.32	132.06	132.06	100.00%
11 Student Government - Opt Out Portion				8.00	8.20	8.20	100.00%
12 Total Full-time Fees	8,304.00	8,304.00	8,340.00	8,396.00	8,816.00	512.00	6.17%
13 Percentage Increase	5.6%	0.0%	0.4%	0.7%	5.0%		
14							
15 Part-time Credit Hour Fees							
16 Undergraduate Tuition	\$368.00	\$368.00	\$368.00	\$368.00	\$389.00	\$21.00	5.71%
17 Undergraduate Fees	\$47.00	\$47.00				(\$47.00)	-100.00%
18 Consolidated Mandatory Fee:			\$47.00			\$0.00	-100.00%
19 Student Enrollment, Engagement and Success				\$0.44	\$0.44	\$0.44	100.00%
20 Institutional Operations, Services and Support				\$42.07	\$42.07	\$42.07	100.00%
21 Student Health and Wellness				\$6.45	\$6.45	\$6.45	100.00%
22 Student Government				\$2.86	\$2.86	\$2.86	100.00%
23 Student Government - Opt Out Portion				\$0.18	\$0.18	\$0.18	100.00%
24 Total Part-time Cr Hr Fees	\$415.00	\$415.00	\$415.00	\$420.00	\$441.00	\$26.00	6.27%
25							
26 Other Student Fees							
27 Academic Year Graduate Fees:							
28 Full-Time Tuition	\$6,181.80	\$6,181.80	\$6,181.80	\$6,180.00	\$6,540.00	\$358.20	5.79%
29 Full-Time Grad	\$1,572.00	\$1,572.00	\$1,572.00	\$1,572.00	\$1,732.00	\$160.00	10.18%
30 Full-Time Other Fees	\$2,122.20	\$2,122.20	\$2,158.20	\$2,216.00	\$2,276.00	\$153.80	7.25%
31 Total	\$9,876.00	\$9,876.00	\$9,912.00	\$9,968.00	\$10,548.00	\$672.00	6.80%
32 Part-Time Tuition	\$415.00	\$415.00	\$415.00	\$415.00	\$438.00	\$23.00	5.54%
33 Part-Time Grad	\$87.00	\$87.00	\$87.00	\$87.00	\$96.00	\$9.00	10.34%
34 Part-Time Other Fees	\$47.00	\$47.00	\$47.00	\$52.00	\$52.00	\$5.00	10.64%
35 Total	\$549.00	\$549.00	\$549.00	\$554.00	\$586.00	\$37.00	6.74%
36 Summer Session							
37 On-Campus							
38 Part-Time Undergrad Tuition	\$368.00	\$368.00	\$368.00	\$368.00	\$389.00	\$21.00	5.71%
39 Part-Time Grad Tuition	\$415.00	\$415.00	\$415.00	\$415.00	\$438.00	\$23.00	5.54%
40 Part-Time Grad Fee	\$87.00	\$87.00	\$87.00	\$87.00	\$96.00	\$9.00	10.34%
41 Part-Time Other Fees (UG & GR)	\$47.00	\$47.00	\$47.00	\$52.00	\$52.00	\$5.00	10.64%
42 Nonresident Tuition (See Notes A & B)							
43 Full-Time Tuition (UG & GR) Premium	\$19,236.00	\$19,236.00	\$19,236.00	\$19,236.00	\$19,236.00	\$0.00	0.00%
44 Part-Time Tuition Undergrad Premium	\$962.00	\$962.00	\$962.00	\$962.00	\$962.00	\$0.00	0.00%
45 Part-Time Tuition Grad Premium	\$1,069.00	\$1,069.00	\$1,069.00	\$1,069.00	\$1,069.00	\$0.00	0.00%
46 Professional Fees:							
47 Law College FT	\$12,384.00	\$12,884.00	\$13,384.00	\$14,384.00	\$15,384.00	\$3,000.00	24.22%
48 Law College PT	\$688.00	\$716.00	\$744.00	\$799.00	\$855.00	\$167.00	24.27%
49 Art & Architecture FT UG & GR	\$1,350.00	\$1,390.00	\$1,390.00	\$1,432.00	\$1,432.00	\$82.00	6.07%
50 Art & Architecture PT Undergrad	\$68.00	\$70.00	\$70.00	\$72.00	\$72.00	\$4.00	5.88%
51 Art & Architecture PT Grad	\$75.00	\$77.00	\$77.00	\$80.00	\$80.00	\$5.00	6.67%
52 Self-Support Program Fees:							
53 Executive MBA (2 years)	\$47,900.00	\$47,900.00	\$47,900.00	\$47,900.00	N/A	N/A	N/A
54 Masters of Science Athletic Training (1 yr/3 S	\$22,434.00	\$22,434.00	\$22,434.00	\$22,995.00	\$23,571.00	\$1,137.00	5.07%
55 Doctorate in Athletic Training (1 year/3 Sem	\$19,941.00	\$19,941.00	\$19,941.00	\$20,938.00	\$21,462.00	\$1,521.00	7.63%
56 MOSS Environmental Education (1 year/2 S	\$17,584.00	\$17,936.00	\$17,936.00	\$19,192.00	\$20,536.00	\$2,952.00	16.79%
57 MOSS MNR Env Ed/Sci Comm (1 year + St	\$22,244.00	\$22,688.00	\$22,688.00	\$24,276.00	\$25,976.00	\$3,732.00	16.78%
58 Online Program Fees:							
59 Master o Public Admin (per semester)		\$3,750.00	\$3,750.00	\$3,750.00	\$3,750.00	\$3,750.00	N/A
60 Bachelor of Business Admin (per credit)					\$360.00	N/A	N/A
58 Other Fees:							
59 Overload Fee	\$368.00	\$368.00	\$368.00	\$368.00	\$389.00	\$21.00	5.71%
60 Western Undergrad Exchge Prem. Ongoing	\$4,152.00	\$4,152.00	\$4,170.00	\$4,198.00	\$4,408.00	\$256.00	6.17%
61 Western Undergrad Exchge Prem. New				\$3,090.00	\$3,270.00	\$3,270.00	New
62 In-service Fees/Cr Hr - UG	\$129.00	\$129.00	\$129.00	\$131.00	\$138.00	\$9.00	6.98%
63 In-service Fees/Cr Hr - Grad	\$170.00	\$170.00	\$167.00	\$172.00	\$180.00	\$10.00	5.88%

Cost of Attending College vs. Per Capita Income University of Idaho

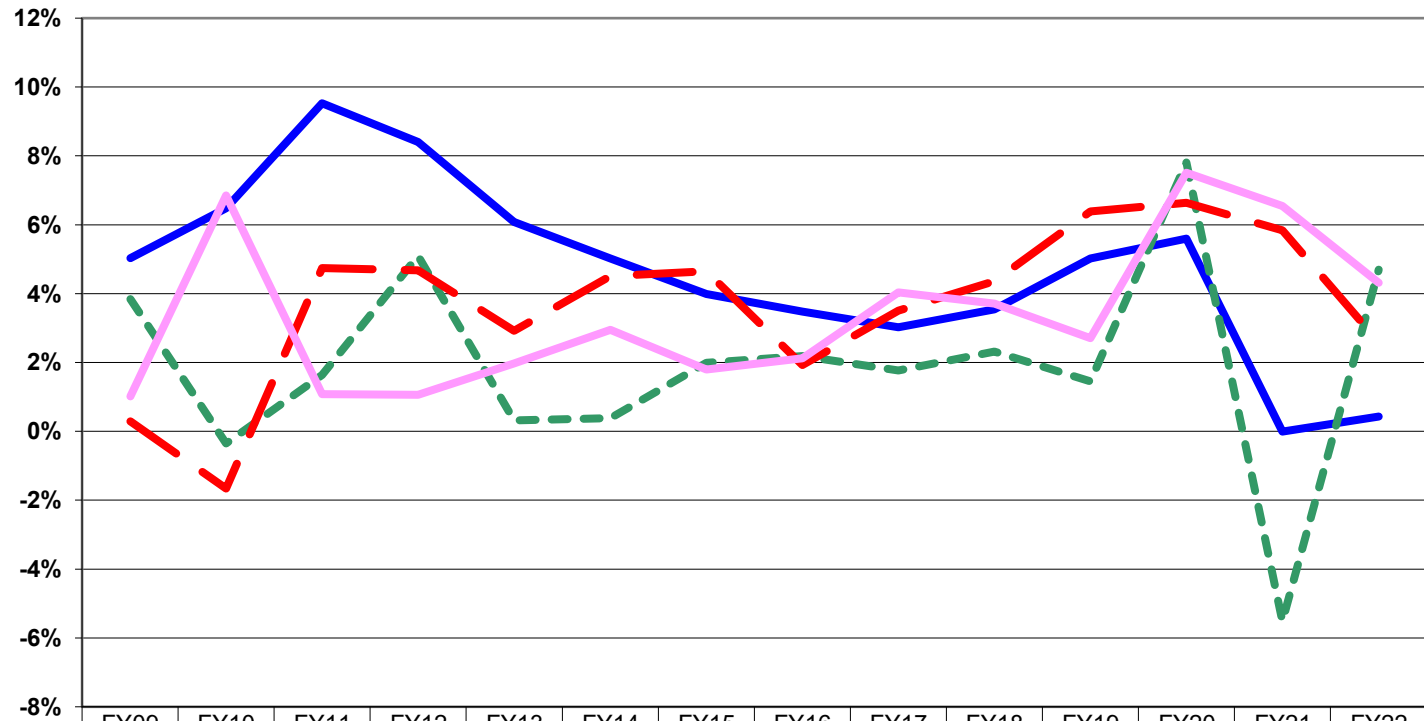


The Cost of Attendance includes the full tuition and fees and does not reflect a student possibly receiving financial aid, scholarships, or discounts.

Cost to Deliver College University of Idaho

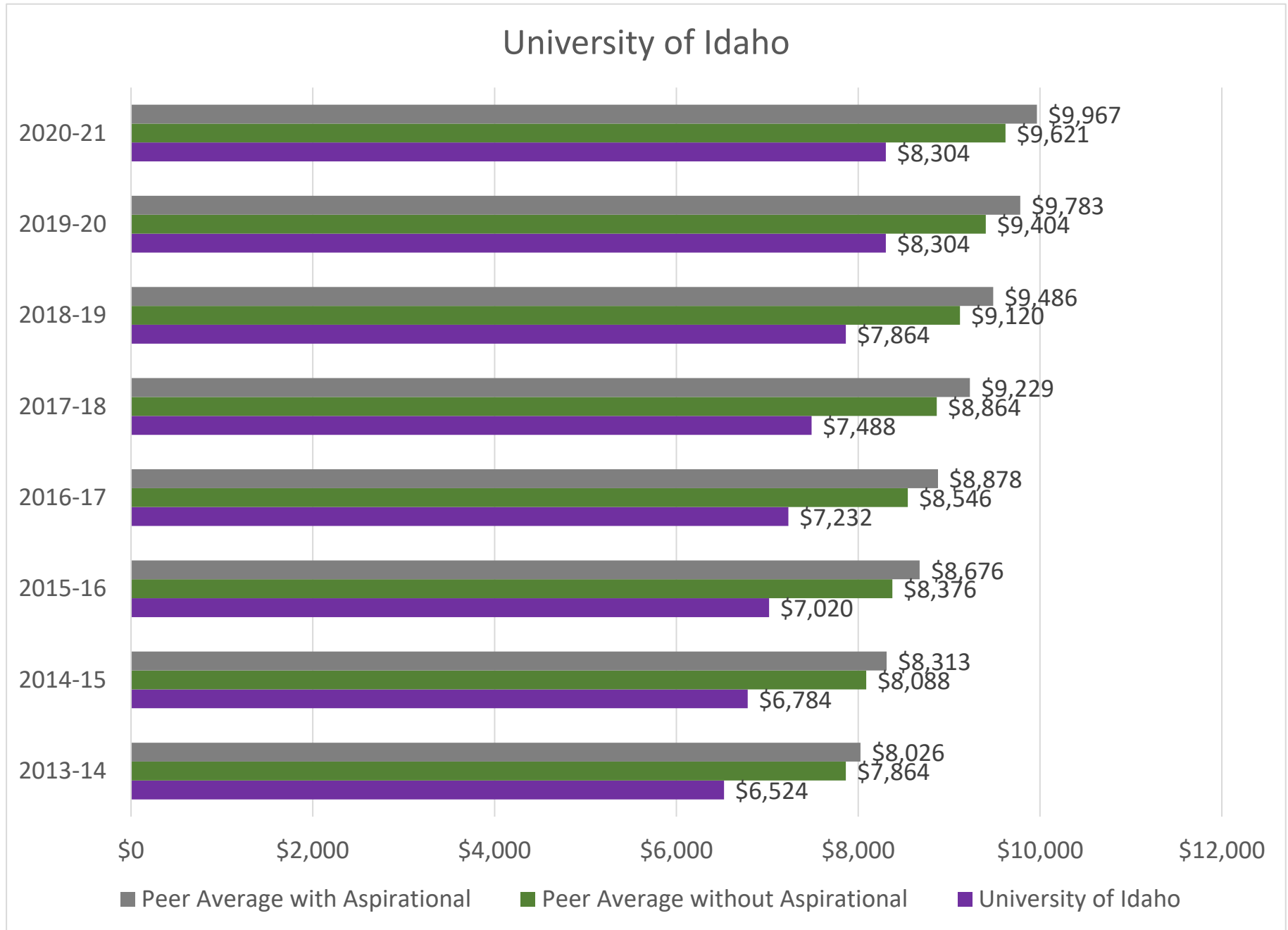


**University of Idaho
Resident Tuition and Fees, CPI, Per Capita Income, Average Annual Wage
% Increase from Prior Year**



	FY09	FY10	FY11	FY12	FY13	FY14	FY15	FY16	FY17	FY18	FY19	FY20	FY21	FY22
Resident Tuition and Fees	5.03%	6.48%	9.53%	8.40%	6.08%	5.02%	3.99%	3.48%	3.02%	3.54%	5.02%	5.60%	0.00%	0.43%
Consumer Price Index	3.84%	-0.36%	1.64%	5.10%	0.32%	0.38%	1.99%	2.18%	1.77%	2.31%	1.45%	7.81%	-5.52%	4.70%
Idaho Per Capita Income	0.29%	-1.66%	4.74%	4.68%	2.92%	4.51%	4.65%	1.92%	3.51%	4.36%	6.38%	6.64%	5.84%	2.60%
Idaho Average Annual Wage	1.02%	6.85%	1.08%	1.07%	1.97%	2.95%	1.79%	2.12%	4.03%	3.71%	2.71%	7.51%	6.54%	4.31%

Source: Bureau of Economic Analysis, U.S. Department of Commerce
Division of Financial Management Economic Forecast, January 2022



COLLEGE OF LAW

UNIVERSITY OF IDAHO

Office of the Dean
 Moscow, ID 83844-2321
 (208) 885-4977
 FAX: 885-5709

Memorandum

Date: February 9, 2023

<p>To: Torrey Lawrence, Provost & Executive Vice President Brian Foisy, Vice President for Finance & Administration Trina Mahoney, Director, Budget Office</p> <p>From: Johanna Kalb, Dean, College of Law</p> <p>Re: Law Student Dedicated Professional Fee Request for FY 2024</p>
--

The College of Law requests an increase in the Law School Dedicated Professional fee of \$1,000 per year for Fiscal Year 2024. This dollar amount represents almost increase of 7% over the current level of \$14,384 per year to \$15,384 per year.

This proposed fee is necessary to maintain the high quality of education we provide to students. This fee is not, nor should it be perceived as, a substitute for other funding from the University or from any other source. We fear that that perception could lead to the ultimate functional privatization of the College of Law, which would be detrimental to legal education in the State of Idaho. Out of necessity, the fee has been used by the College of Law to preserve the quality of legal education despite recent years of financial challenges.

The requested fee increase serves two general purposes: it allows us to continue to achieve our statewide, land grant mission as Idaho's public law school, and it supports specific areas of strategic investment identified by our faculty as well as the accreditation visit by the American Bar Association. This fee increase is driven in large part by our need to hire and replace a significant number of faculty and staff in an employment market that is very competitive (especially in Boise, which is currently among the least affordable cities in the United States). Moreover, because the College pays a number of faculty and staff using the professional fee fund, we must also ensure that we have sufficient funds available to meet any requirements that the legislature and/or the University impose with respect to CEC for those fee-funded employees.

These proposed uses for the fee increase have long been supported by the law student leadership. It is important to the students that the College of Law remain competitively priced while still taking reasonable steps to ensure that needed programming and other fiscal requirements are met. The fee increase reflects this balancing of interests, though the College's overall funding needs are greater than can be supported by fee increases alone.



Johanna Kalb
 Dean, College of Law

February 28, 2023

To: Idaho State Board of Education
From: Student Bar Association at the University of Idaho College of Law
Re: Letter of Support for Law School Dedicated Professional Fee Increase

The University of Idaho College of Law Student Bar Association (SBA) is comprised of elected student officers that represent all students within the College of Law. We, the leaders of the SBA, are writing to inform you that we support an increase in the Law School Dedicated Professional Fee of \$1000 per student for Fiscal Year 2024. We understand that this fee allows the College of Law to provide outstanding academic services and opportunities, necessary to the academic and professional goals of the College, while also balancing the need for affordability to attend the College of Law. We are increasingly aware of the difficulties in providing equal academic opportunities to students given the two-campus model. As such, it is our hope that the increase in student fees will be used to expand in-person class offerings for all students, especially our Moscow colleagues.

Respectfully,

/s/ Katelyn De La Cruz

Katelyn De La Cruz
SBA President, Moscow



Nina Marcello
SBA President, Boise



January 6, 2023

RE: Athletic Training Programs Fees

Dear Members of the Board,

In 2011, The Doctor of Athletic Training (DAT) and Master of Science in Athletic Training (MSAT) programs were approved by the State Board of Education. The first DAT class was admitted in June 2011 and the first MSAT class followed in 2013.

The purpose of this memo is to renew an annual request for a 2.5% increase in the self-support program fee for the MSAT and DAT Programs. In the last seven (7) years, the Athletic Training Programs have requested a fee increase twice (2016 and 2022). With these marginal increases, both programs at the University of Idaho remain competitively priced when compared to other programs. However, these requests for increases have come about due to a few primary factors:

1. Annual fees associated with professional and program needs (e.g., textbooks and technology) alongside programmatic offerings (i.e., hosted continuing education courses) continue their increase in cost. This is anticipated year to year but has been worsened due to market inflation.
2. Costs related to overall program delivery have also increased which has outpaced the approximate cumulative increase in fees of approximately 5% since 2016.
3. External accreditation for the MSAT program requires specific skills to be taught annually. The MSAT program anticipates the need to purchase capital equipment and faculty training in the next year to remain in compliance.

Our programs have retained their national recognition as a result of their innovative approach to education and student preparation as well as the institutional support provided by the University and its stakeholders. These requested increases are vital to ensuring further success and viability. The proposed outline for fee increases is listed in the table below.

These requested increases are critical to ensuring the success and viability of our programs in the coming years. An outline of the current and proposed self-support fee increases is outlined in the table below,

PROGRAM	CURRENT FEE	CURRENT FEE/SEMESTER	PROPOSED FEE	PROPOSED FEE/SEMESTER
MSAT	\$22,995	\$7,665	\$23,571	\$7,857
DAT	\$20,938	\$6,979.33	\$21,462	\$7,154

If necessary, we are happy to answer any questions you may have. Thank you for your time and consideration.

Sincerely,

A handwritten signature in black ink that reads 'Philip W. Scruggs'.

Philip W. Scruggs
 Department Chair



OFFICE OF THE DEAN
 College of Natural Resources
 Perimeter Drive MS1138
 Moscow, ID 83844-1138

06 February 2023

Re: College of Natural Resources/McCall Field Campus Environmental Education and Science
 Communication Masters of Natural Resources (MNR) Program Fee

Dear Members of the Board,

In 2017, the State Board of Education approved a self-support program fee request from the College of Natural Resources (CNR) to support the operation of a successful Master of Natural Resources (MNR) program at the McCall Field Campus, home of the award-winning McCall Outdoor Science School (MOSS). The program culminates in a MNR with special emphasis on Environmental Education and Science Communication.

The purpose of this memo is to request a 7% increase in the self-support program fee for the school year 2023 – 2024 from the current rate of \$12,138 per semester, to \$12,988 per semester. This increase will keep pace with inflationary costs illustrated by the current CPI of 7%. Specifically, this requested increase:

- 1) Will defray the increased cost of faculty teaching the program and staff providing administrative support resulting from state approved CEC increases; costs of technology and scientific equipment needed for teaching, travel, and field study;
- 2) Will proportionately cover increased costs of operating and maintaining the 14-acre McCall Field Campus and the buildings contained therein generally attributed to normal inflation and in keeping with a comprehensive new Campus Master Plan completed in 2014. Please note that the requested fee increase will only support facility costs appropriate to the graduate program and that other facility costs will be covered using other appropriate budget lines;
- 3) Will not affect any students currently enrolled in the program. This requested increase would take effect for the new cohort of graduate students entering in Fall 2023.

Talented students come to our program in McCall from within the state as well as from across the U.S. and Canada, with many students having graduated from highly selective undergraduate institutions. Students apply their graduate coursework through hands-on teaching and outreach to form a unique link between university level STEM education and the Idaho K12 education system. They instill a STEM identity in 2,500 Idaho elementary, middle and high school students annually to help them become the innovators and problem solvers that our state needs to compete in the 21st century economy.

I am happy to discuss this request further with you or to answer any questions you might have. Thank you for your consideration.

Sincerely,

Dennis Becker, PhD
 Dean, College of Natural Resources



OFFICE OF THE DEAN
 College of Natural Resources
 Perimeter Drive MS1138
 Moscow, ID 83844-1138

06 February 2023

Re: College of Natural Resources/McCall Field Campus Environmental Education and Science Communication Graduate Certificate Program Fee

Dear Members of the Board,

In 2011, the State Board of Education approved a self-support program fee request from the College of Natural Resources (CNR) to support the operation of a successful graduate residency program at the McCall Field Campus, home of the award-winning McCall Outdoor Science School (MOSS). The program culminates in a graduate certificate in Environmental Education and Science Communication (Board approved in 2005).

The purpose of this memo is to request a 7% increase in the self-support program fee for the school year 2023 - 2024 from the current rate of \$9,596 per semester, to \$10,268 per semester. This increase will keep pace with inflationary costs illustrated by the current CPI of 7%.

Specifically, this requested increase:

- 1) Will defray the increased cost of faculty teaching the program and staff providing administrative support resulting from state approved CEC increases; costs of technology and scientific equipment needed for teaching, travel, and field study;
- 2) Will proportionately cover increased costs of operating and maintaining the 14-acre McCall Field Campus and the buildings contained therein generally attributed to normal inflation and in keeping with a comprehensive new Campus Master Plan completed in 2014. Please note that the requested fee increase will only support facility costs appropriate to the graduate program and that other facility costs will be covered using other appropriate budget lines;
- 3) Will not affect any students currently enrolled in the program. This requested increase would take effect for the new cohort of graduate students entering in Fall 2023.

Talented students come to our program in McCall from within the state as well as from across the U.S. and Canada, with many students having graduated from highly selective undergraduate institutions. Students apply their graduate coursework through hands-on teaching and outreach to form a unique link between university level STEM education and the Idaho K12 education system. They instill a STEM identity in 2,500 Idaho elementary, middle and high school students annually to help them become the innovators and problem solvers that our state needs to compete in the 21st century economy.

I am happy to discuss this request further with you or to answer any questions you might have. Thank you for your consideration.

Sincerely,

Dennis Becker, PhD
 Dean, College of Natural Resources



March 1, 2023

RE: University of Idaho Bachelor of Business Administration (BBA) - Online Program Fee

Dear Members of the Board,

At its June 15, 2022 meeting, the Idaho State Board of Education approved the University of Idaho's proposal to create a Bachelor of Business Administration which will be delivered via a 100% distance modality. This fully online program will begin to admit students in the summer of 2023.

The purpose of this memo is to request an **institutional online program fee** consistent with Board Policy V.R.3.b.ii at \$360 per credit hour in lieu of resident or non-resident tuition and mandatory fees. This program meets the requirements of this board policy as (1) the program consists of a "grouping of courses that provide the student with the knowledge required for a baccalaureate" degree and (2) all courses will be offered and delivered via a distance learning modality.

The online Bachelor of Business Administration is designed with affordability in mind. Credit hours will be priced lower than the current part-time tuition rate for a Bachelor of Science in Business student (currently: Idaho resident - \$420.00 per credit hour, non-Idaho resident - \$1,382 per credit hour). Additionally, the rate of \$360.00 per credit hour ensures competitiveness with other online undergraduate business programs in the state of Idaho and region and is an attractive price point for non-Idaho residents. All courses will be offered in a 100% online asynchronous format to maximize the flexibility necessary for the demographic target of the program (non-traditional and working students). Classes will be offered in 8-week blocks throughout the fiscal year (including summer) to enhance pathways to degree completion and minimize work conflicts and other time constraints. Instructors will be encouraged to use Open Educational Resources whenever possible and appropriate to maximize student affordability.

We are more than happy to answer any questions you may have regarding this program and the proposed online program fee. Thank you for your time and consideration of this proposal.

Sincerely,

Darryl J. Woolley

Interim Dean, CBE