

**INFORMATIONAL ITEMS
AUGUST 23, 2023**

TAB	DESCRIPTION	ACTION
1	BAHR – FY2025 BUDGET LINE ITEMS APPROVED BY OSBE EXECUTIVE DIRECTOR	Information Item
2	BAHR - NCAA ACADEMIC PROGRESS RATE REPORTS	Information Item
3	IRSA – SEMI-ANNUAL REPORT OF APPROVED PROGRAM REQUESTS	Information Item
4	PPGA – PROPOSED RULE DOCKET NO. 08-0102-2301 – RULES GOVERNING THE POSTSECONDARY SCHOLARSH PROGRAM, ACKNOWLEDGMENT OF STATUTORILY REQUIRED REPEAL	Information Item

BUSINESS AFFAIRS AND HUMAN RESOURCES
AUGUST 23, 2023

AGENCIES AND INSTITUTIONS OF THE STATE BOARD

SUBJECT

FY2025 Budget Line Item Requests

REFERENCE

June 2023

Delegated authority to the Executive Director to approve the agency and institution line items for the FY 2025 budget request, and to authorize the Executive Director to approve the maintenance of current operations and Line Item budget requests for agencies and institutions due to the Division of Financial Management and Legislative Services Office on September 1, 2023.

APPLICABLE STATUTE, RULE, OR POLICY

Title 67, Chapter 35, Idaho Code

Idaho State Board of Education Governing Policies & Procedures, Section V.B.1.

BACKGROUND/ DISCUSSION

At the April meeting, the Board did not provide any guidance for the FY 2025 budget line items. Subsequently, Board staff did provide guidance to the agencies and institutions for a 3% cap limit less a 1% CEC (salary and fringe) estimate to then determine the remaining for a “operational capacity enhancement” request.

The Division of Financial Manager (DFM) issued a memo on May 26, 2023 providing guidance for the FY 2025 budget requests. The memo limits FY 2025 ongoing general fund budget requests to no more than 3% above the FY 2024 ongoing general fund appropriation. The 3% must include all maintenance items including CEC, and Enrollment Workload Adjustment (EWA) for the colleges and universities.

The Budget Development Manual (BDM) issued by DFM and the Legislative Services Office was released on July 17th. The BDM provides guidance necessary for the agencies and institutions to develop their budget requests and calculate maintenance of current operations (MCO) items (e.g., health insurance and other variable benefits). The Enrollment Workload Adjustment (EWA) calculation was still be finalized at the time of Board agenda publication.

Budget requests must be submitted to the Legislative Services Office (LSO) and Division of Financial Management (DFM) by September 1, 2023.

BUSINESS AFFAIRS AND HUMAN RESOURCES
AUGUST 23, 2023

IMPACT

Once EWA and MCO costs have been fully determined, the institutions will request any remaining amount as an operational capacity enhancement line item up to the 3% cap.

ATTACHMENTS

Attachment 1 - Line Items Summary

STAFF COMMENTS AND RECOMMENDATIONS

Each proposed line item set forth has been discussed in consultation with the DFM and meets the specific criteria set forth in the May 26, 2023 DFM memo.

Attachment 1 shows the line items for each institution and agency approved by the Executive Director. It also displays the amount allowed to the 3% limit.

Board staff acknowledge the very difficult work that has been done at each of the agencies and institutions in preparing their respective budget requests for FY2025.

BOARD ACTION

This item is for informational purposes only.

Agency/ Institution	Program	FY2025 Ongoing Increase	Description
Health	FY 2025 Ongoing 3% Increase	805,365	
	FY 2025 Ongoing 3% Increase from OSBE	133,627	
	Total FY 2025 Ongoing 3% Increase	938,992	
	Boise Internal Medicine	55,831	\$55,831 for new resident
	Eastern Idaho Regional Medical Center	223,324	\$55,831 each for four new residents
	Family Medical Residencies	167,493	\$55,831 each for new residents at Pocatello FMR, RTP Rupert and Cd'A
	Idaho Dental Education Program	50,000	Increase IDEP students from 8 to 10 per year
	Idaho Dental Education Program	36,800	Contract Inflation
	University of Utah Medical Education	138,300	Contract Inflation
	WIMU Veterinary Education	36,344	Contract Inflation
	WWAMI Medical Education	230,900	Contract Inflation
	Total	938,992	
Special	FY 2025 Ongoing 3% Increase	873,993	
	Forest Utilization Research	26,700	Administrative Support
	Idaho Geological Survey	18,200	Critical Needs
	Museum of Natural History	20,600	Operating Budget
	Scholarships and Grants	749,600	Rural Education
	Small Business Development Centers	31,600	Business Development
	TechHelp	12,600	studio\Blu center leadership
	Total	859,300	
Ag Research	FY 2025 Ongoing 3% Increase	1,103,949	
		557,700	\$232.3K Occupancy Costs, \$325.4K Faculty Positions
Charter	FY 2025 Ongoing 3% Increase	5,703	All line items Dedicated Funds
Voc Rehab	FY 2025 Ongoing 3% Increase	155,166	
		69,600	VR counselor positions
		76,500	Matching funds for federal grant
	Total	146,100	
Public TV	FY 2025 Ongoing 3% Increase	86,565	No line items
CTE	FY 2025 Ongoing 3% Increase	2,293,326	
		240,000	Data System
		1,005,632	Increased Service and Support
		714,398	Regional Support Specialist
		150,000	Additional FST Hours
		183,296	Required Set Aside CEC/Health Increase/Variable Benefits
	Total	2,293,326	
Systemwide	FY 2025 Ongoing 3% Increase	193,140	
		110,600	Higher Ed Safety & Security Analyst
OSBE	FY 2025 Ongoing 3% Increase	1,240,605	
	FY 2025 Ongoing 3% Increase to Health Ed	(133,627)	Heath Ed Contract Inflation
	Total FY 2025 Ongoing 3% Increase	1,106,978	
		288,600	3 FTE College & Career Regional Training Coordinators
		10,000	Risk Manager Expense Transfer
		12,000	Risk Management Student Interns (4)
		5,000	WICHE Dues Membership Increase
		112,500	IT Business Analyst
		112,500	Data Governance Coordinator
		500,000	Open Education Initiative
		30,000	SSS vehicle
			SSS SRO transfer Dedicated funds appropriation from DJCC
	Total Line Items	1,070,600	

NCAA ACADEMIC PROGRESS RATE REPORTS

SUBJECT

Report on National Collegiate Athletic Association (NCAA) Academic Progress Rate (APR) Scores for Boise State University, Idaho State University and University of Idaho and National Association of Intercollegiate Athletics (NAIA) Return on Athletics (ROA) Report for Lewis-Clark State College

BACKGROUND/DISCUSSION

APR Report (Boise State University, Idaho State University, University of Idaho)

NCAA instituted the APR tracking system in 2004 in response to public concerns over academic performance and graduation rates among student-athletes. The APR is determined by using eligibility and retention data for each student-athlete on scholarship during an academic year. Student-athletes are awarded points for each semester they are enrolled and for each semester they are eligible for intercollegiate competition. The single and multi-year APR is determined as a percentage of points earned divided by total points possible for that cohort, with the resulting number multiplied by 1,000. The highest possible score for a team is 1,000 (as calculated by the process described in the paragraph below). The NCAA calculates the APR rate as a four-year rolling average. Currently, the benchmark minimum score for each sport is 930, which the NCAA equates with a 50% graduation rate. Teams that fall below the 930 minimum are subject to sanctions which may include loss of scholarships. APR averages which fall below 900 over time may also include restrictions on practice time, loss of post-season competition eligibility, and other penalties.

Calculation of the APR. A team's APR cohort for a given year is composed of student-athletes who receive financial aid based on athletic ability; if a team does not offer financial aid, then the cohort consists of those student-athletes who are listed on the varsity roster on the first day of competition. Each student-athlete in the APR cohort has the ability to earn two points for each regular academic term of full-time enrollment. One point is awarded if the student-athlete is academically eligible to compete in the following regular academic term. The other point is awarded if the student-athlete is retained by the institution (i.e., returns to school as a full-time student) in the next regular academic term. Student-athletes who graduate are given both the eligibility and retention points for the term. Teams can also earn a delayed graduation point if a student-athlete who left the institution without graduating returns to the institution and graduates. At the start of each academic year, each Division I team's APR is calculated by adding all points earned by student-athletes in the team's cohorts in each of the previous four years, dividing that total by the number of possible points the student-athletes could have earned and multiplying by 1,000. Thus, an APR of 950 means that the student-athletes in the cohort earned 95 percent of the eligibility and retention points that they could have earned.

BUSINESS AFFAIRS AND HUMAN RESOURCES
AUGUST 23, 2023

Eligibility and Retention Rates. A team's eligibility rate is calculated by taking all of the eligibility points earned during the previous four years, dividing that total by the number of eligibility points that could have been earned during that time and multiplying by 1,000. A team's retention rate is calculated similarly using retention points earned and retention points possible.

Return on Athletics (ROA) Report (Lewis-Clark State College)

In 2019-20, the National Association of Intercollegiate Athletics (NAIA) implemented ROA to report on the sports and athletes at the colleges and universities which are members of NAIA. ROA is the NAIA's proprietary approach to the management of collegiate athletics. This approach is aimed at demonstrating how athletics have a positive impact on institutions' ability to identify opportunities to drive enrollment, improve student success, and grow net return on athletics.

The return on athletics information is reported in three areas:

- Institutional data which includes annual enrollment by gender, resident (in-state) tuition, non-resident (out-state, out of area) tuition, and other tuition rates that are specific to individual institutions such as LC State's Asotin County resident tuition. Other information collected includes the cost of room, board, and books for students attending an institution
- Data by sport includes revenues and expenses associated with the offering of each sport at the reporting institution
- Student data reports on athlete demographics including gender, race/ethnicity, first generation student status, tuition classification (resident, non-resident, other tuition), living on or off campus, academic exemption, athlete retention and graduation, and the different kinds of financial aid received by the athlete.

The NAIA uses academic exemptions to reward high achieving student-athletes throughout the year by not counting half of the financial aid toward the institution's allowable countable aid limits for those achieving 3.30-3.59 cumulative GPA, and reducing in whole the financial aid amount for those achieving 3.60-4.00 cumulative GPA on the institution's limits on financial aid. The NAIA, like the NCAA, has limits on institutional aid that can be awarded to student-athletes who participate in an institution's sport program. Unlike the NCAA, the NAIA uses academic exemptions to allow institutions to expand rosters, thus allowing more students to participate and additional aid to be awarded to more students.

IMPACT

APR reports from the three NCAA member institutions are provided. All three institutions report that they are meeting the 930 APR benchmark.

Each provides two formats for the APR reports. Both reports show the single and multi-year APR scores. The first report by Subgroup shows the percentile rank within the sport, all sports, Division I, public institutions, Football Bowl Subdivision,

BUSINESS AFFAIRS AND HUMAN RESOURCES
AUGUST 23, 2023

Football Championship Subdivision, and finally Division I (non-football). The second report includes the Multi-year Rate Upper Confidence Boundary and the multiyear and single year APR scores for Eligibility/Graduation and for Retention.

Multiyear Rate Upper Confidence Boundary. A squad-size adjustment is a statistical margin of error, or confidence interval, applied by the NCAA when limited data are available to estimate a team's APR with appropriate confidence. The adjustment helps ensure that small squads are not penalized unfairly based on a small set of observations. Confidence intervals, commonly used in statistics, roughly represent a range of scores within which the true APR likely resides. The upper confidence boundary of a team's APR must be below 925 for that team to be subject to APR penalties. The squad-size adjustment currently only applies to squads with three or fewer years of data or four-year cohorts of fewer than 30 student-athletes.

ATTACHMENTS

- | | |
|---------------|--|
| Attachment 1 | Boise State University APR Summary |
| Attachment 2 | Boise State University APR Report with Eligibility and Retention |
| Attachment 3 | Boise State University APR by Subgroup |
| Attachment 4 | Idaho State University APR Summary |
| Attachment 5 | Idaho State University APR Report with Eligibility and Retention |
| Attachment 6 | Idaho State University APR by Subgroup |
| Attachment 7 | University of Idaho APR Summary |
| Attachment 8 | University of Idaho APR Report with Eligibility and Retention |
| Attachment 9 | University of Idaho APR by Subgroup |
| Attachment 10 | Lewis-Clark State College ROA Summary |

STAFF COMMENTS AND RECOMMENDATIONS

The APR system is a useful element in institutions' toolkits to track and encourage academic success for student athletes. When coupled with additional measures, such as grade point averages and graduation/degree completion results, the APR can provide performance metrics to support data-informed decisions and effective engagement by athletic departments and senior university leadership in support of the Board's academic goals.

Although Lewis-Clark State College does not fall under the same reporting requirements as the three universities, their report demonstrates LC State's desire to support the Board's academic goals in a comparable manner to the other three institutions.

BOARD ACTION

This item is for informational purposes only.

Boise State University
Spring 2023 NCAA Academic Progress Rate (APR) Report Summary

Boise State Athletics recorded a single-year all-department Academic Progress Rate (APR) score of 992 in the NCAA's most recent release of the data, which ranks in the top five percent of all Division I institutions.

The APR accounts for eligibility, retention and graduation each semester or academic term and provides a measure of each team's academic performance. The most recent multi-year APR scores are based on data from the 2018-19, 2019-20, 2020-21, and 2021-22 academic years.

Included in the NCAA's most recent release of APR figures were 13 Bronco programs that recorded perfect single-year scores of 1,000 – women's basketball, beach volleyball, men's cross country, women's cross country, men's golf, women's golf, gymnastics, softball, men's tennis, women's tennis, men's track & field, women's track & field and volleyball.

Gymnastics now has nine-consecutive years with a single-year score of 1,000.

The football team's multi-year APR of 990 is the third-highest in program history (993; 2011-12), and ranked 13th nationally among programs in the Football Bowl Subdivision.

In addition to football, gymnastics (1,000) and beach volleyball (1,000) also ranked in the top 10 percent nationally among their respective programs in multi-year APR. Beach volleyball has earned every available APR point in the program's existence.

NCAA Division I 2021 - 2022 Academic Progress Rate Institutional Report

ATTACHMENT 2

Institution: Boise State University

Date of Report: 07/11/2023

This report is based on NCAA Division I Academic Progress Rate (APR) data submitted by the institution for the 2018-19, 2019 -20, 2020-21 and 2021-22 academic years. Institutions are encouraged to forward this report to appropriate institutional personnel on campus.

[Note: All information contained in this report is for four academic years. Some squads may still have small sample sizes within certain sport groups. In accordance with the Family Educational Rights and Privacy Act's (FERPA's) interpretation of federal privacy regulations, institutions should not disclose statistical data contained in this report for cells made up of three or fewer students without student consent.]

Sport	APR			Eligibility/Graduation		Retention	
	Multiyear Rate (N)	Multiyear Rate Upper Confidence Boundary	2021 - 2022 (N)	Multiyear Rate	2021 - 2022	Multiyear Rate	2021 - 2022
Men's Basketball	960 (54)	N/A	962 (14)	951	926	940	960
Men's Cross Country	995 (56)	N/A	1,000 (15)	1,000	1,000	989	1,000
Football	988 (368)	N/A	982 (104)	992	1,000	973	955
Men's Golf	992 (32)	N/A	1,000 (7)	984	1,000	983	1,000
Men's Tennis	1,000 (32)	N/A	1,000 (9)	1,000	1,000	1,000	1,000
Men's Track	1,000 (79)	N/A	1,000 (18)	1,000	1,000	992	1,000
Women's Basketball	990 (55)	N/A	1,000 (14)	991	1,000	990	1,000
Women's Cross Country	994 (90)	N/A	1,000 (21)	994	1,000	994	1,000
Women's Golf	985 (36)	N/A	1,000 (9)	986	1,000	985	1,000
Women's Gymnastics	1,000 (51)	N/A	1,000 (14)	1,000	1,000	1,000	1,000
Women's Softball	994 (93)	N/A	1,000 (23)	994	1,000	988	1,000
Women's Soccer	990 (132)	N/A	978 (37)	992	971	983	970
Women's Beach Volleyball	1,000 (31)	N/A	1,000 (11)	1,000	1,000	1,000	1,000
Women's Tennis	983 (33)	N/A	1,000 (8)	984	1,000	983	1,000

* Denotes data representing three or fewer student-athletes. In accordance with FERPA's interpretation of federal privacy regulations, institutions should not disclose statistical data contained in this report in cells made up of three or fewer students without student consent.

N/A = No APR or not applicable.

N = Number of student-athletes represented.

¹ Denotes APR that does not subject the team to ineligibility for postseason competition based on institutional, athletics and student resources and the team's Graduation Success Rate.

² Denotes APR that does not subject the team to ineligibility for postseason competition due to the team's demonstrated academic improvement.

³ Denotes APR that does not subject the team to ineligibility for postseason competition due to the squad-size adjustment. The "upper confidence boundary" of a team's APR must be below 930 for that team to be subject to ineligibility for postseason competition. Squad-size adjustment does not apply to teams with four years of APR data and a multiyear cohort of 30 or more student-athletes.

⁴ Denotes APR that does not subject the team to penalties due to the team's demonstrated academic improvement.

⁵ Denotes APR that does not subject the team to penalties due to the squad-size adjustment. The "upper confidence boundary" of a team's APR must be below 930 for that team to be subject to penalties. The squad-size adjustment does not apply to teams with four years of APR data and a multiyear cohort of 30 or more student-athletes.

⁶ Denotes APR based on a one year cohort, not subject to ineligibility for postseason competition and/or any penalties.

⁷ Denotes APR based on a two year cohort, not subject to ineligibility for postseason competition and/or any penalties.

⁸ Denotes that team is not subject to ineligibility for postseason competition and/or penalties based on institutional resources.

⁹ Denotes APR that requires an APP Improvement Plan be created for this sport.

NCAA Division I 2021 - 2022 Academic Progress Rate Institutional Report

ATTACHMENT 2

Institution: Boise State University

Date of Report: 07/11/2023

Sport	APR			Eligibility/Graduation		Retention	
	Multiyear Rate (N)	Multiyear Rate Upper Confidence Boundary	2021 - 2022 (N)	Multiyear Rate	2021 - 2022	Multiyear Rate	2021 - 2022
Women's Track	995 (108)	N/A	1,000 (27)	995	1,000	990	1,000
Women's Volleyball	1,000 (52)	N/A	1,000 (12)	1,000	1,000	1,000	1,000

* Denotes data representing three or fewer student-athletes. In accordance with FERPA's interpretation of federal privacy regulations, institutions should not disclose statistical data contained in this report in cells made up of three or fewer students without student consent.

N/A = No APR or not applicable.

N = Number of student-athletes represented.

¹ Denotes APR that does not subject the team to ineligibility for postseason competition based on institutional, athletics and student resources and the team's Graduation Success Rate.

² Denotes APR that does not subject the team to ineligibility for postseason competition due to the team's demonstrated academic improvement.

³ Denotes APR that does not subject the team to ineligibility for postseason competition due to the squad-size adjustment. The "upper confidence boundary" of a team's APR must be below 930 for that team to be subject to ineligibility for postseason competition. Squad-size adjustment does not apply to teams with four years of APR data and a multiyear cohort of 30 or more student-athletes.

⁴ Denotes APR that does not subject the team to penalties due to the team's demonstrated academic improvement.

⁵ Denotes APR that does not subject the team to penalties due to the squad-size adjustment. The "upper confidence boundary" of a team's APR must be below 930 for that team to be subject to penalties. The squad-size adjustment does not apply to teams with four years of APR data and a multiyear cohort of 30 or more student-athletes.

⁶ Denotes APR based on a one year cohort, not subject to ineligibility for postseason competition and/or any penalties.

⁷ Denotes APR based on a two year cohort, not subject to ineligibility for postseason competition and/or any penalties.

⁸ Denotes that team is not subject to ineligibility for postseason competition and/or penalties based on institutional resources.

⁹ Denotes APR that requires an APP Improvement Plan be created for this sport.

NCAA Division I 2021 - 2022 Academic Progress Rate Institutional Report

ATTACHMENT 3

Institution: Boise State University

Date of Report: 04/25/2023

This report is based on NCAA Division I Academic Progress Rate (APR) data submitted by the institution for the 2018-19, 2019 -20, 2020-21 and 2021-22 academic years.

*[Note: All information contained in this report is for four academic years. Some squads may still have small sample sizes within certain sport groups. In accordance with the Family Educational Rights and Privacy Act's (FERPA's) interpretation of federal privacy regulations, data cells containing three or fewer student-athletes have been suppressed and are indicated by an * symbol. The information in this report does not reflect any changes to data made after this date.]*

The following chart represents by-sport APR averages for noted subgroups. National aggregates are based on all squads that have certified their academic data as final.

Sport (N)	Multiyear APR	2021-2022 APR	Percentile Rank within Sport	Percentile Rank within All Sports	All Division I	Public Institutions	Private Institutions	Football Bowl Subdivision	Football Championship Subdivision	Division I (Non-Football)
By Sport - Men's										
Men's Basketball (357)	960	962	30th-40th	10th-20th	967	964	972	970	965	965
Men's Cross Country (319)	995	1,000	60th-70th	70th-80th	983	980	988	985	980	985
Football (257)	988	982	90th-100th	50th-60th	962	960	971	968	958	NA
Men's Golf (297)	992	1,000	40th-50th	60th-70th	988	988	990	990	988	987
Men's Track (292)	1,000	1,000	90th-100th	80th-90th	974	969	984	975	969	979
Men's Tennis (236)	1,000	1,000	90th-100th	80th-90th	986	986	988	986	986	987
By Sport - Women's										
Women's Basketball (355)	990	1,000	60th-70th	50th-60th	982	980	987	985	980	983
Women's Cross Country (354)	994	1,000	50th-60th	60th-70th	989	988	992	991	987	991
Women's Golf (267)	985	1,000	10th-20th	40th-50th	993	993	992	995	991	992

¹ Specific information on the playing and practice season penalty may be located in the AP General Summary document located on the Reports tab within the AP data collection portal.

² The team is also subject to a penalty that was previously conditionally waived; however, the team failed to meet the condition and the penalty must now be imposed.

³ Denotes that team is not subject to ineligibility for postseason competition based on institutional, athletics and student resources and the team's Graduation Success Rate.

⁴ Denotes that team is not subject to ineligibility for postseason competition due to the team's demonstrated academic improvement.

⁵ The team's Level One penalty has been waived.

⁶ The team's Level Two penalty has been waived.

⁸ The team is subject to a penalty that was previously conditionally waived; however, the team failed to meet the condition and the penalty must now be imposed.

⁹ The team's Postseason ineligibility has been waived.

¹⁰ The institution's penalty waiver request is pending.

¹¹ Denotes that team's APR data is under review.

NCAA Division I 2021 - 2022 Academic Progress Rate Institutional Report

ATTACHMENT 3

Institution: Boise State University

Date of Report: 04/25/2023

Sport (N)	Multiyear APR	2021-2022 APR	Percentile Rank within Sport	Percentile Rank within All Sports	All Division I	Public Institutions	Private Institutions	Football Bowl Subdivision	Football Championship Subdivision	Division I (Non-Football)
Women's Gymnastics (61)	1,000	1,000	90th-100th	80th-90th	994	995	986	995	992	978
Softball (300)	994	1,000	60th-70th	60th-70th	988	987	990	990	986	988
Women's Soccer (341)	990	978	30th-40th	50th-60th	989	988	993	990	988	990
Women's Beach Volleyball (54)	1,000	1,000	90th-100th	80th-90th	993	994	991	994	994	993
Women's Tennis (306)	983	1,000	20th-30th	30th-40th	991	991	992	992	989	994
Women's Track (345)	995	1,000	70th-80th	70th-80th	984	981	989	986	981	984
Women's Volleyball (339)	1,000	1,000	90th-100th	80th-90th	990	989	992	992	987	991
By Sport - Co-Ed										

¹ Specific information on the playing and practice season penalty may be located in the AP General Summary document located on the Reports tab within the AP data collection portal.

² The team is also subject to a penalty that was previously conditionally waived; however, the team failed to meet the condition and the penalty must now be imposed.

³ Denotes that team is not subject to ineligibility for postseason competition based on institutional, athletics and student resources and the team's Graduation Success Rate.

⁴ Denotes that team is not subject to ineligibility for postseason competition due to the team's demonstrated academic improvement.

⁵ The team's Level One penalty has been waived.

⁶ The team's Level Two penalty has been waived.

⁸ The team is subject to a penalty that was previously conditionally waived; however, the team failed to meet the condition and the penalty must now be imposed.

⁹ The team's Postseason ineligibility has been waived.

¹⁰ The institution's penalty waiver request is pending.

¹¹ Denotes that team's APR data is under review.

Idaho State University
Spring 2023 APR Summary Report for 2021.22 Academic Year

The 2021.22 **single-year score** for the Idaho State Department of Athletics was 949; this is an 8-point decrease from the 2020.21 academic year (AY). The single-year Eligibility Score for the department was 957 (3-point increase from 2020.21 AY), and the single-year Retention Score was 948 (7-point decrease from 2020.21 AY).

- 5 of ISU's 13 teams scored a perfect 1000
 - Men's Cross Country
 - Men's Tennis
 - Women's Basketball
 - Women's Cross Country
 - Women's Tennis
- The Women's Basketball & Women's Tennis single-year scores have remained the same for the second year in a row
- The following teams saw an **increase** to their 2021.22 single-year score:
 - Men's Cross Country
 - Men's Tennis
 - Men's Track
 - Women's Cross Country
 - Women's Track
 - Women's Volleyball
- The following teams saw a **decrease** to their 2021.22 single-year score:
 - Men's Basketball
 - Football
 - Women's Golf
 - Women's Softball
 - Women's Soccer

The 2021.22 **multiyear score** for the whole department was 957; this is a 6-point decrease from the 2020.21 AY. The multiyear Eligibility Score was 957 (5-point decrease from 2020.21 AY), and multiyear Retention Score was 953 (8-point decrease from 2020.21 AY).

- The following teams saw an **increase** to their 2021.22 multiyear score:
 - Men's Tennis
 - Women's Basketball
 - Women's Softball
 - Women's Volleyball
- The following teams saw a **decrease** to their 2021.22 multiyear score:
 - Men's Basketball
 - Men's Cross Country
 - Football
 - Men's Track
 - Women's Cross Country
 - Women's Golf
 - Women's Soccer
 - Women's Tennis
 - Women's Track

- Of all 13 teams, Men's Tennis saw the greatest improvement in their multiyear score—20.21 AY: 962 to 21.22 AY: 981
- Of all 13 teams, Women's Golf had the greatest decline in their multiyear score—20.21 AY: 987 to 21.22 AY: 968

Summary

- Six team's single-year scores improved from the year before
- Five team's single-year scores decreased from the year before
- Two team's single-year scores remained unchanged from the year before
- Four teams improved their multiyear score from the previous year
- Nine team's multiyear scores decreased from the previous year
- The departmental single and multiyear scores both decreased from the previous academic year (14 points combined; 8 points single-year & 6 points multiyear)

NCAA Division I 2021 - 2022 Academic Progress Rate Institutional Report

ATTACHMENT 5

Institution: Idaho State University

Date of Report: 06/28/2023

This report is based on NCAA Division I Academic Progress Rate (APR) data submitted by the institution for the 2018-19, 2019 -20, 2020-21 and 2021-22 academic years. Institutions are encouraged to forward this report to appropriate institutional personnel on campus.

[Note: All information contained in this report is for four academic years. Some squads may still have small sample sizes within certain sport groups. In accordance with the Family Educational Rights and Privacy Act's (FERPA's) interpretation of federal privacy regulations, institutions should not disclose statistical data contained in this report for cells made up of three or fewer students without student consent.]

Sport	APR			Eligibility/Graduation		Retention	
	Multiyear Rate (N)	Multiyear Rate Upper Confidence Boundary	2021 - 2022 (N)	Multiyear Rate	2021 - 2022	Multiyear Rate	2021 - 2022
Men's Basketball	967 (55)	N/A	912 (15)	982	933	951	889
Men's Cross Country	950 (32)	N/A	1,000 (4)	952	1,000	947	1,000
Football	933 (335)	N/A	918 (86)	925	933	929	901
Men's Tennis	981 (31)	N/A	1,000 (7)	982	1,000	979	1,000
Men's Track	947 (91)	N/A	932 (20)	943	949	951	914
Women's Basketball	996 (63)	N/A	1,000 (18)	1,000	1,000	990	1,000
Women's Cross Country	974 (62)	N/A	1,000 (12)	975	1,000	973	1,000
Women's Golf	968 (41)	N/A	929 (11)	963	909	974	950
Women's Softball	964 (80)	N/A	938 (22)	975	955	951	917
Women's Soccer	956 (107)	N/A	948 (28)	965	942	946	956
Women's Tennis	975 (36)	N/A	1,000 (9)	969	1,000	983	1,000
Women's Track	969 (141)	N/A	991 (32)	970	1,000	967	978
Women's Volleyball	989 (51)	N/A	979 (14)	989	960	988	1,000

* Denotes data representing three or fewer student-athletes. In accordance with FERPA's interpretation of federal privacy regulations, institutions should not disclose statistical data contained in this report in cells made up of three or fewer students without student consent.

N/A = No APR or not applicable.

N = Number of student-athletes represented.

¹ Denotes APR that does not subject the team to ineligibility for postseason competition based on institutional, athletics and student resources and the team's Graduation Success Rate.

² Denotes APR that does not subject the team to ineligibility for postseason competition due to the team's demonstrated academic improvement.

³ Denotes APR that does not subject the team to ineligibility for postseason competition due to the squad-size adjustment. The "upper confidence boundary" of a team's APR must be below 930 for that team to be subject to ineligibility for postseason competition. Squad-size adjustment does not apply to teams with four years of APR data and a multiyear cohort of 30 or more student-athletes.

⁴ Denotes APR that does not subject the team to penalties due to the team's demonstrated academic improvement.

⁵ Denotes APR that does not subject the team to penalties due to the squad-size adjustment. The "upper confidence boundary" of a team's APR must be below 930 for that team to be subject to penalties. The squad-size adjustment does not apply to teams with four years of APR data and a multiyear cohort of 30 or more student-athletes.

⁶ Denotes APR based on a one year cohort, not subject to ineligibility for postseason competition and/or any penalties.

⁷ Denotes APR based on a two year cohort, not subject to ineligibility for postseason competition and/or any penalties.

⁸ Denotes that team is not subject to ineligibility for postseason competition and/or penalties based on institutional resources.

⁹ Denotes APR that requires an APP Improvement Plan be created for this sport.

NCAA Division I 2021 - 2022 Academic Progress Rate Institutional Report

ATTACHMENT 6

Institution: Idaho State University

Date of Report: 04/25/2023

This report is based on NCAA Division I Academic Progress Rate (APR) data submitted by the institution for the 2018-19, 2019 -20, 2020-21 and 2021-22 academic years.

*[Note: All information contained in this report is for four academic years. Some squads may still have small sample sizes within certain sport groups. In accordance with the Family Educational Rights and Privacy Act's (FERPA's) interpretation of federal privacy regulations, data cells containing three or fewer student-athletes have been suppressed and are indicated by an * symbol. The information in this report does not reflect any changes to data made after this date.]*

The following chart represents by-sport APR averages for noted subgroups. National aggregates are based on all squads that have certified their academic data as final.

Sport (N)	Multiyear APR	2021-2022 APR	Percentile Rank within Sport	Percentile Rank within All Sports	All Division I	Public Institutions	Private Institutions	Football Bowl Subdivision	Football Championship Subdivision	Division I (Non-Football)
By Sport - Men's										
Men's Basketball (357)	967	912	40th-50th	10th-20th	967	964	972	970	965	965
Men's Cross Country (319)	950	1,000	1st-10th	1st-10th	983	980	988	985	980	985
Football (257)	933	918	1st-10th	1st-10th	962	960	971	968	958	NA
Men's Tennis (236)	981	1,000	20th-30th	30th-40th	986	986	988	986	986	987
Men's Track (292)	947	932	10th-20th	1st-10th	974	969	984	975	969	979
By Sport - Women's										
Women's Basketball (355)	996	1,000	80th-90th	70th-80th	982	980	987	985	980	983
Women's Cross Country (354)	974	1,000	10th-20th	20th-30th	989	988	992	991	987	991
Women's Golf (267)	968	929	1st-10th	10th-20th	993	993	992	995	991	992

¹ Specific information on the playing and practice season penalty may be located in the AP General Summary document located on the Reports tab within the AP data collection portal.

² The team is also subject to a penalty that was previously conditionally waived; however, the team failed to meet the condition and the penalty must now be imposed.

³ Denotes that team is not subject to ineligibility for postseason competition based on institutional, athletics and student resources and the team's Graduation Success Rate.

⁴ Denotes that team is not subject to ineligibility for postseason competition due to the team's demonstrated academic improvement.

⁵ The team's Level One penalty has been waived.

⁶ The team's Level Two penalty has been waived.

⁸ The team is subject to a penalty that was previously conditionally waived; however, the team failed to meet the condition and the penalty must now be imposed.

⁹ The team's Postseason ineligibility has been waived.

¹⁰ The institution's penalty waiver request is pending.

¹¹ Denotes that team's APR data is under review.

NCAA Division I 2021 - 2022 Academic Progress Rate Institutional Report

ATTACHMENT 6

Institution: Idaho State University

Date of Report: 04/25/2023

Sport (N)	Multiyear APR	2021-2022 APR	Percentile Rank within Sport	Percentile Rank within All Sports	All Division I	Public Institutions	Private Institutions	Football Bowl Subdivision	Football Championship Subdivision	Division I (Non-Football)
Softball (300)	964	938	1st-10th	10th-20th	988	987	990	990	986	988
Women's Soccer (341)	956	948	1st-10th	1st-10th	989	988	993	990	988	990
Women's Tennis (306)	975	1,000	10th-20th	20th-30th	991	991	992	992	989	994
Women's Volleyball (339)	989	979	30th-40th	50th-60th	990	989	992	992	987	991
Women's Track (345)	969	991	10th-20th	10th-20th	984	981	989	986	981	984
By Sport - Co-Ed										

¹ Specific information on the playing and practice season penalty may be located in the AP General Summary document located on the Reports tab within the AP data collection portal.

² The team is also subject to a penalty that was previously conditionally waived; however, the team failed to meet the condition and the penalty must now be imposed.

³ Denotes that team is not subject to ineligibility for postseason competition based on institutional, athletics and student resources and the team's Graduation Success Rate.

⁴ Denotes that team is not subject to ineligibility for postseason competition due to the team's demonstrated academic improvement.

⁵ The team's Level One penalty has been waived.

⁶ The team's Level Two penalty has been waived.

⁸ The team is subject to a penalty that was previously conditionally waived; however, the team failed to meet the condition and the penalty must now be imposed.

⁹ The team's Postseason ineligibility has been waived.

¹⁰ The institution's penalty waiver request is pending.

¹¹ Denotes that team's APR data is under review.



University of Idaho Athletics
2021-2022 Academic Performance Program

The purpose of the NCAA Division I Academic Performance Program (APP) is to collect and submit yearly data that calculates an institution's Graduation Success Rate (GSR) and Academic Progress Rate (APR). As an NCAA member institution Idaho is dedicated to our student-athlete's educational pursuits, graduation and experiences supporting the academic mission of our institution.

The University of Idaho sponsors sixteen NCAA sports. APR is a real-time rate, calculated on semester-by-semester basis. Points are awarded for eligibility/graduation and retention. For Idaho, APR is calculated in fourteen sports with Indoor Track combined with Outdoor Track for both men and women. In the 2021-2022 academic year, Idaho had eight teams earn a perfect APR score.

- ❖ Men's Golf
- ❖ Men's Tennis
- ❖ Women's Basketball
- ❖ Women's Golf
- ❖ Women's Cross Country
- ❖ Women's Soccer
- ❖ Women's Tennis
- ❖ Women's Track

The average APR scores continue to remain consistent. While Idaho saw a decrease in the multiyear APR, from 986 to 984, the most recent single-year average increased from 982 to 983. Furthermore, men's basketball continues to improve their overall score. We will submit an APR adjustment, already approved by the NCAA, that will show the single-year rate is above 950 (917 is showing now). We had two student-athletes coded as 5th year student-athletes and they were both post-graduate students.

Graduation Success Rate (GSR) measures the outcome at the end of a six-year period and is reported as a four-year rate. The most recent graduate rate saw increases from 84% to 88%. Idaho had a GSR rate of 90% or higher for the following teams:

- ❖ Women's Basketball (100%)
- ❖ Women's Track
- ❖ Women's Golf (100%)
- ❖ Women's Soccer
- ❖ Swim and Dive
- ❖ Volleyball (100%)

As mentioned last year, the transfer portal has opened more movement across our rosters and sport programs. We will continue to be vigilant in our pursuit of graduating those who are committed to staying at Idaho and working to support our transfers so that they leave both eligible and in good standing.

NCAA Division I 2021 - 2022 Academic Progress Rate Institutional Report

Institution: University of Idaho
 This report is based on NCAA Division I Academic Progress Rate (APR) data submitted by the institution for the 2018-19, 2019 -20, 2020-21 and 2021-22 academic years.
 Institutions are encouraged to forward this report to appropriate institutional personnel on campus.

Date of Report: 11/03/2022

[Note: All information contained in this report is for four academic years. Some squads may still have small sample sizes within certain sport groups. In accordance with the Family Educational Rights and Privacy Act's (FERPA's) interpretation of federal privacy regulations, institutions should not disclose statistical data contained in this report for cells made up of three or fewer students without student consent.]

Sport	APR			Eligibility/Graduation		Retention	
	Multiyear Rate (N)	Multiyear Rate Upper Confidence Boundary	2021 - 2022 (N)	Multiyear Rate	2021 - 2022	Multiyear Rate	2021 - 2022
Men's Basketball	938 (52)	N/A	917 (13)	961	923	892	909
Men's Cross Country	981 (27)	995	929 (7)	981	929	981	929
Football	952 (374)	N/A	945 (99)	951	948	945	941
Men's Golf	1,000 (32)	N/A	1,000 (8)	1,000	1,000	1,000	1,000
Men's Tennis	992 (33)	N/A	1,000 (8)	1,000	1,000	983	1,000
Men's Track	980 (90)	N/A	978 (24)	977	979	982	978
Women's Basketball	990 (58)	N/A	1,000 (15)	991	1,000	990	1,000
Women's Cross Country	1,000 (47)	N/A	1,000 (10)	1,000	1,000	1,000	1,000
Women's Golf	1,000 (28)	1,000	1,000 (6)	1,000	1,000	1,000	1,000
Women's Soccer	991 (118)	N/A	1,000 (28)	996	1,000	986	1,000
Women's Swimming	993 (108)	N/A	983 (30)	991	983	995	983
Women's Tennis	974 (32)	N/A	1,000 (7)	984	1,000	964	1,000
Women's Track	994 (129)	N/A	1,000 (33)	992	1,000	996	1,000
Women's Volleyball	989 (53)	N/A	976 (12)	989	1,000	989	950

* Denotes data representing three or fewer student-athletes. In accordance with FERPA's interpretation of federal privacy regulations, institutions should not disclose statistical data contained in this report in cells made up of three or fewer students without student consent.

N/A = No APR or not applicable.

N = Number of student-athletes represented.

¹ Denotes APR that does not subject the team to ineligibility for postseason competition based on institutional, athletics and student resources and the team's Graduation Success Rate.

² Denotes APR that does not subject the team to ineligibility for postseason competition due to the team's demonstrated academic improvement.

³ Denotes APR that does not subject the team to ineligibility for postseason competition due to the squad-size adjustment. The "upper confidence boundary" of a team's APR must be below 930 for that team to be subject to ineligibility for postseason competition. Squad-size adjustment does not apply to teams with four years of APR data and a multiyear cohort of 30 or more student-athletes.

⁴ Denotes APR that does not subject the team to penalties due to the team's demonstrated academic improvement.

⁵ Denotes APR that does not subject the team to penalties due to the squad-size adjustment. The "upper confidence boundary" of a team's APR must be below 930 for that team to be subject to penalties. The squad-size adjustment does not apply to teams with four years of APR data and a multiyear cohort of 30 or more student-athletes.

⁶ Denotes APR based on a one year cohort, not subject to ineligibility for postseason competition and/or any penalties.

⁷ Denotes APR based on a two year cohort, not subject to ineligibility for postseason competition and/or any penalties.

⁸ Denotes that team is not subject to ineligibility for postseason competition and/or penalties based on institutional resources.

⁹ Denotes APR that requires an APP Improvement Plan be created for this sport.

NCAA Division I 2021 - 2022 Academic Progress Rate Institutional Report

Institution: University of Idaho

Date of Report: 04/25/2023

Sport (N)	Multiyear APR	2021-2022 APR	Percentile Rank within Sport	Percentile Rank within All Sports	All Division I	Public Institutions	Private Institutions	Football Bowl Subdivision	Football Championship Subdivision	Division I (Non-Football)
Women's Swimming and Diving (196)	993	983	40th-50th	60th-70th	992	991	993	992	994	990
Women's Cross Country (354)	1,000	1,000	90th-100th	80th-90th	989	988	992	991	987	991
Women's Soccer (341)	991	1,000	40th-50th	50th-60th	989	988	993	990	988	990
Women's Tennis (306)	974	1,000	1st-10th	20th-30th	991	991	992	992	989	994
Women's Volleyball (339)	989	976	30th-40th	50th-60th	990	989	992	992	987	991
Women's Track (345)	994	1,000	70th-80th	60th-70th	984	981	989	986	981	984
By Sport - Co-Ed										

¹ Specific information on the playing and practice season penalty may be located in the AP General Summary document located on the Reports tab within the AP data collection portal.

² The team is also subject to a penalty that was previously conditionally waived; however, the team failed to meet the condition and the penalty must now be imposed.

³ Denotes that team is not subject to ineligibility for postseason competition based on institutional, athletics and student resources and the team's Graduation Success Rate.

⁴ Denotes that team is not subject to ineligibility for postseason competition due to the team's demonstrated academic improvement.

⁵ The team's Level One penalty has been waived.

⁶ The team's Level Two penalty has been waived.

⁸ The team is subject to a penalty that was previously conditionally waived; however, the team failed to meet the condition and the penalty must now be imposed.

⁹ The team's Postseason ineligibility has been waived.

¹⁰ The institution's penalty waiver request is pending.

¹¹ Denotes that team's APR data is under review.

Lewis-Clark State College

2021-2022 NAIA Report Summary

The National Association of Intercollegiate Athletics (NAIA) evaluates and names Scholar Teams each year for their excellence in the classroom. Overall, the teams and athletes at LC State were quite successful during 2021-22 regarding their academic success. Over 72% achieved a 3.0 or better with 51% earning a 3.5 or better and 15 student athletes had perfect 4.0 GPA's. The overall GPA was a 3.3 for LC State student athletes.

Teams must have a minimum 3.0 GPA to receive this award. For the academic year 2021-22, all twelve of LC State's teams were named as NAIA Scholars Teams:

Men's Sports recognized as Scholars Teams	Women's Sports recognized as Scholars Teams
Baseball	Basketball
Basketball	Cross Country
Golf	Golf
Track & Field (Indoor & Outdoor)	Track & Field (Indoor & Outdoor)
Tennis	Tennis
Cross Country	Volleyball

Table 1: LC State Scholar Teams as identified by NAIA.

In 2019-20, the NAIA implemented Return on Athletics (ROA) to report on the sports and athletes at the colleges and universities which are members of NAIA. ROA is the NAIA's proprietary approach to managing collegiate athletics. This approach aims to demonstrate how athletics positively impacts institutions' ability to identify opportunities to drive enrollment, improve student success, and grow net return on athletics.

Sport	% First Generation	% Retained*
Baseball	49%	73%
(M) Basketball	35%	71%
(W) Basketball	53%	100%
(M) Cross Country	53%	93%
(W) Cross Country	43%	79%
(M) Golf	0%	67%
(W) Golf	25%	70%
(M) Tennis	19%	86%
(W) Tennis	6%	70%
(M) Track	53%	69%
(W) Track	57%	96%
(W) Volleyball	10%	86%
Total	38%	76%

Table 2: Demographics and Achievement by Team.

* NAIA retention is measured differently than the traditional way:

$$[\text{Returning students} / (\text{Total Students} - \text{Graduates})] \times 100.$$



Institution

**Lewis-Clark State College**

Overall Athletic Department	2021-2022	2020-2021	2019-2020	2018-2019
Net Return	1,167,309.26	1,136,385.72	741,702.86	N/A
Net Return per Student	5,009.91	5,385.71	4,030.99	N/A
Student Tuition Revenue	1,547,901.97	1,255,983.69	1,119,403.37	N/A
Student Tuition Rev. Per SA	6,643.36	5,952.53	6,083.71	N/A
Financial Aid per SA	10,913.51	11,289.64	9,673.67	N/A
Net Tuition Revenue	881,871.97	697,139.69	818,678.37	N/A
Net Tuition Rev. Per SA	3,784.86	3,303.98	4,449.34	N/A
Student-Athlete Enrollment	233	211	184	N/A
First Generation	88	53	61	N/A
COA Discount Rate	62.16%	65.48%	61.39%	N/A
Discount Rate	74.25%	77.36%	68.50%	N/A
Retention	75.94%	75.88%	N/A	N/A
Sport Revenues	2,813,922.67	3,580,420.70	3,693,705.00	N/A
Sport Expenses	3,194,515.38	3,700,018.67	4,071,405.51	N/A
Sport Expenses per Student	13,710.37	17,535.63	22,127.20	N/A
Varsity Student Athletes	2021-2022	2020-2021	2019-2020	2018-2019
Student Tuition Revenue	1,512,810.97	1,189,481.19	1,119,403.37	N/A
Student Tuition Rev. Per SA	6,577.44	5,888.52	6,083.71	N/A
Net Tuition Revenue	854,118.97	655,453.19	818,678.37	N/A
Net Tuition Rev. Per SA	3,713.56	3,244.82	4,449.34	N/A
Financial Aid per SA	10,970	11,491	9,674	N/A
COA Discount Rate	62.52%	66.12%	61.39%	N/A
Discount Rate	74.71%	77.98%	68.50%	N/A
Student-Athlete Enrollment	230	202	184	N/A
First Generation	87	52	61	N/A
Retention	76.54%	75.29%	N/A	N/A
Non-Varsity Student Athletes	2021-2022	2020-2021	2019-2020	2018-2019
Student Tuition Revenue	35,091.00	34,526.50	N/A	N/A
Student Tuition Rev. Per SA	11,697.00	5,754.42	N/A	N/A
Net Tuition Revenue	27,753.00	24,054.50	N/A	N/A
Net Tuition Rev. Per SA	9,251.00	4,009.08	N/A	N/A
Financial Aid per SA	6,582.33	5,182.25	N/A	N/A
COA Discount Rate	36.01%	47.38%	N/A	N/A
Discount Rate	41.57%	56.38%	N/A	N/A



Institution



Student-Athlete Enrollment	3	6	N/A	N/A
First Generation	1	N/A	N/A	N/A
Retention	40.00%	N/A	N/A	N/A

Post-Athletics Students	2021-2022	2020-2021	2019-2020	2018-2019
Student Tuition Revenue	N/A	31,976.00	N/A	N/A
Student Tuition Rev. Per SA	N/A	10,658.67	N/A	N/A
Net Tuition Revenue	N/A	17,632.00	N/A	N/A
Net Tuition Rev. Per SA	N/A	5,877.33	N/A	N/A
Financial Aid per SA	N/A	9,942.00	N/A	N/A
COA Discount Rate	N/A	48.26%	N/A	N/A
Discount Rate	N/A	62.85%	N/A	N/A
Student-Athlete Enrollment	N/A	3	N/A	N/A
First Generation	N/A	1	N/A	N/A
Retention	N/A	N/A	N/A	N/A

Institution Report Filters

Name : Lewis-Clark State College

Gender of Sport : Both , Mens , Womens

Year : 2021-2022

Sport : All Sports

**INFORMATIONAL
AUGUST 23, 2023**

SUBJECT

Semi-Annual Report of Approved Program Requests

REFERENCE

August 2020	Board received the semi-annual report.
February 2021	Board received the semi-annual report.
August 2021	Board received the semi-annual report.
February 2022	Board received the semi-annual report.
August 2022	Board received the semi-annual report.
February 2023	Board received the semi-annual report.

APPLICABLE STATUTE, RULE, OR POLICY

Idaho State Board of Education Governing Policies and Procedures, Section III.G., Postsecondary Program Review and Approval.

BACKGROUND/DISCUSSION

In accordance with Board Policy III.G.3.a.ii, 3.b., and 4.a. and 4.b., prior to implementation, the Executive Director or designee may approve actions related to academic and career technical programs or units as identified in those subsections. The establishment of a new or discontinuation of any existing academic undergraduate or graduate certificate consisting of fewer than 30 credits do not require approval by the Executive Director or his designee. Per III.G.3.c, institutions are only required to notify the Board office of those new or discontinued certificates within 30 days after implementation.

Consistent with Board Policy III.G.9.a., the Board office is providing a semi-annual report of academic and career technical program requests from Idaho's public postsecondary institutions that were approved by the Executive Director or his designee between January 1, 2023, and June 30, 2023. A report of program requests approved by the full Board for the same time period, as well as a longitudinal view of program approvals and discontinuations over the past several years, are also included for informational and contextual purposes.

ATTACHMENTS

Attachment 1 – Semi-Annual Report of Approved Program Requests
Attachment 2 – Longitudinal View of Program Approvals and Discontinuations

BOARD STAFF COMMENTS AND RECOMMENDATIONS

The report provides a list of new academic or career technical programs and certificates approved by the Executive Director or his designee consistent with Board Policy III.G. This includes other instructional activity such as modifications to existing programs. Other non-substantial changes that require notification to the Board office are also included in the report.

For this current reporting cycle, there was an increase in the number of certificates and degree programs established with a slight increase in the number of

**INFORMATIONAL
AUGUST 23, 2023**

discontinuations from the last report provided. This was primarily new associate and baccalaureate degrees followed by two graduate programs and one new Ph.D. There was also an increase in the number of undergraduate and graduate certificates developed compared to last year with a slight increase in the number of discontinuations; however, this was primarily with career technical certificates.

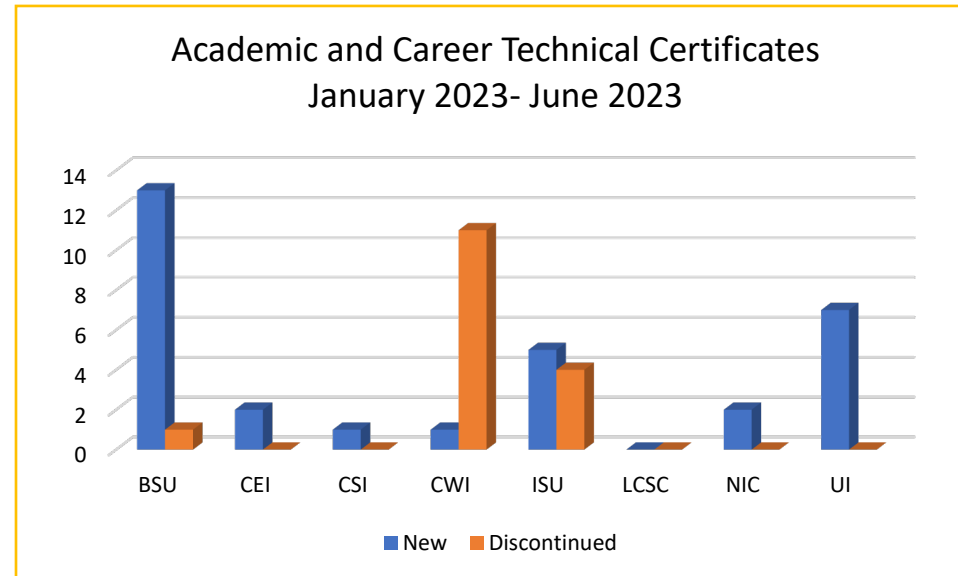
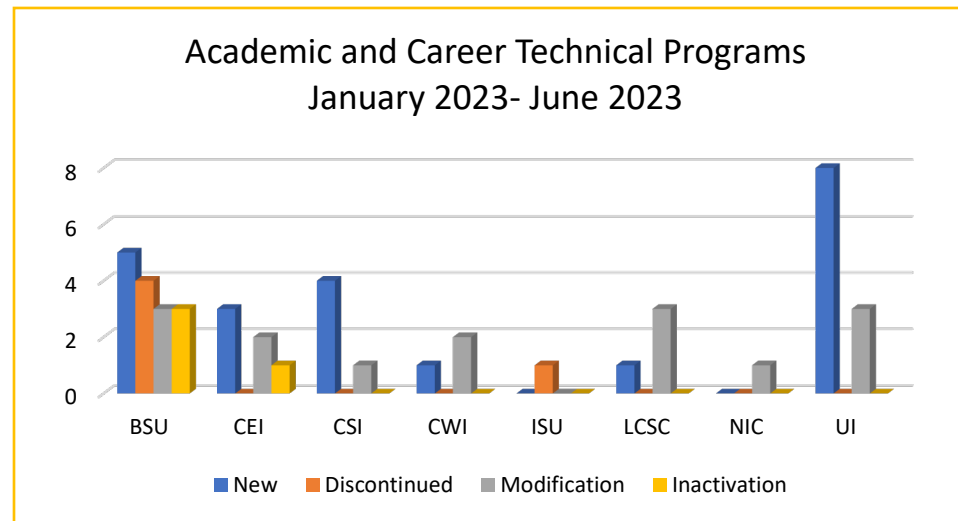
Staff notes several trends in program requests over the past several years:

- Overall, the number of new degrees and certificates developed continue to be higher than the number of those discontinued.
- The development of new undergraduate certificates remained steady from last year with 26 new certificates developed. There was an increase in the number of certificates discontinued from zero last year to six this year.
- The development of new baccalaureate degrees remained steady over the last several years with an average of seven new degrees. The trend dipped in 2021, with only three new programs developed, and increased to 10 in 2022. There was a slight increase in the number of programs discontinued over the last several years.
- There was an increase in the number of graduate degrees and graduate certificates developed from 2019 to 2021, with a majority of those being graduate certificates. The trend dipped in 2022; however, increased last academic year with 19 developed. Half this number were graduate certificates.

BOARD ACTION

This item is for informational purposes.

**Semi-Annual Report of Approved Program Requests
January 2023 through June 2023**



List of Academic Program and Unit Requests Approved by Executive Director or Designee

INST.	Request Type	Program Title	Type	Date
UI	New	Natural Resources Enterprise Management	B.S.	1/4/2023
UI	Instructional Unit	Department of Architecture	N/A	1/5/2023
UI	Instructional Unit	Department of Art and Design	N/A	1/5/2023
UI	Instructional Unit	Department of Design and Environments	N/A	1/17/2023
ISU	Discontinuance	Taxation	M.Tax.	1/19/2023
BSU	New	Environmental Science	B.S.	1/26/2023
BSU	Discontinuance	Social Work (Twin Falls)	M.S.W.	2/6/2023
BSU	New	Humanities and Cultural Studies	B.A.	3/17/2023
UI	New	Earth and Spatial Sciences	B.S.	3/17/2023
BSU	New	Environmental Management	M.S.	3/28/2023
CEI	New	Business	A.A.	3/28/2023
CSI	New	Construction Management	A.S.	4/19/2023
BSU	Discontinuance	Economics, Social Science, Secondary Ed	B.A.	4/21/2023
BSU	Discontinuance	Sociology, Social Science, Sec Ed	B.A.	4/21/2023
BSU	Discontinuance	Accountancy (Twin Falls)	B.B.A.	4/21/2023
UI	New	General Studies	A.A. A.S.	5/12/2023
UI	New	Climate Change and Solutions	B.S.	5/12/2023
LCSC	New	Special Education	B.A. B.S.	5/12/2023
BSU	Reinstate	Criminal Justice	A.S.	5/16/2023
UI	New	Nutritional Sciences	Ph.D.	5/16/2023
CSI	New	Spanish for Heritage Speakers	A.A.	5/18/2023
UI	New	Criminology	M.S.	6/12/2023
UI	New	Geographic Information Science	M.S	6/22/2023
CSI	New	Cultural Resource Management	Specialized Certificate	6/26/2023

List of Other Academic Program/Unit Changes Notified to Executive Director

The following program changes or additions do not require approval; however, they require notification to OSBE per policy III.G.

INST.	Request Type	Program Title	Certificate Type	Date
BSU	New	Social Media Creator (online)	Undergraduate Certificate	1/9/2023
BSU	New	Project Management (online)	Undergraduate Certificate	1/9/2023
BSU	New	Music Production	Undergraduate Certificate	1/9/2023
ISU	New	Mindfulness (online)	Academic Certificate	1/19/2023
ISU	New	Mindfulness: Mindfulness Advocacy at Work (online)	Academic Certificate	1/19/2023
ISU	New	Mindfulness: Clinical Applications of Mindfulness (online)	Academic Certificate	1/19/2023
ISU	New	Mindfulness: Awakening Compassion (online)	Academic Certificate	1/19/2023
ISU	Discontinuance	German Advanced Language Proficiency	Undergraduate Certificate	1/19/2023
ISU	Discontinuance	German Basic Language Proficiency	Undergraduate Certificate	1/19/2023
ISU	Discontinuance	French Advanced Language Proficiency	Undergraduate Certificate	1/19/2023
ISU	Discontinuance	French Basic Language Proficiency	Undergraduate Certificate	1/19/2023
BSU	Discontinuance	Refugee Services	Graduate Certificate	1/27/2023
BSU	New	Addiction Studies	Undergraduate Certificate	2/27/2023
BSU	New	Semiconductor Processing	Undergraduate Certificate	2/27/2023
BSU	New	Integrated Circuit Design	Undergraduate Certificate	2/27/2023
BSU	New	Device Physics	Undergraduate Certificate	2/27/2023
BSU	New	Planning	Undergraduate Certificate	2/27/2023
BSU	New	ESports	Undergraduate Certificate	2/27/2023
BSU	New	eLearning Design	Undergraduate Certificate	2/27/2023
BSU	New	Cybersecurity Management	Graduate Certificate	2/27/2023
BSU	New	Nuclear Safeguards and Security	Graduate Certificate	3/15/2023
ISU	New	Nuclear Safeguards and Security	Graduate Certificate	3/15/2023
UI	New	Nuclear Safeguards and Security	Graduate Certificate	3/15/2023
UI	New	Equity and Justice	Undergraduate Certificate	5/12/2023
UI	New	Robotics Systems	Undergraduate Certificate	5/12/2023
UI	New	Geographical Information Systems	Graduate Certificate	5/12/2023

**INFORMATIONAL
AUGUST 23, 2023**

ATTACHMENT 1

INST.	Request Type	Program Title	Certificate Type	Date
UI	New	Dual Credit Instructor	Graduate Certificate	5/12/2023
BSU	New	Diversity, Equity, and Inclusion	Undergraduate Certificate	5/12/2023
NIC	New	Music Performance	Academic Certificate	5/5/2023
UI	New	Strategic Media Management	Graduate Certificate	6/23/2023
UI	New	Media Production	Graduate Certificate	6/23/2023

Other Academic Program Changes

INST.	Request Type	Program Title	Program Type	Date
BSU	New	Visual Design	Minor	1/9/2023
BSU	Suspension	Suspend A.A. in Social Science	A.A.	1/9/2023
BSU	Modification	Rename Resort Operations and Hospitality to Resort and Hospitality Management	Undergraduate Certificate	1/9/2023
BSU	New	New emphases under the Master of Business Administration online program <ul style="list-style-type: none"> • Cyber Operations • Finance • Business Analytics 	Emphases	1/24/2023
BSU	New	New Data-Driven Decision-Making emphasis under the Master of Public Health	Emphasis	1/26/2023
CWI	Modification	Change name of Biology – Microbiological, Molecular, and Biomedical Sciences emphasis Associate of Science to Biology-Cellular, Molecular and Biomedical Sciences emphasis	Emphasis	1/11/2023
CSI	Modification	Operations Management – move to Business Department from Agriculture Department	B.A.S.	2/1/2023
BSU	Modification	Rename Minor in Writing for Change to Writing and Leadership	Minor	2/14/2023
BSU	New	New emphases under the B.S. in Environmental Science <ul style="list-style-type: none"> • Data Science in Environmental Science • Environmental Science Translation & Communication • Applied Environmental Science 	Emphases	2/17/2023

**INFORMATIONAL
AUGUST 23, 2023**

ATTACHMENT 1

INST.	Request Type	Program Title	Program Type	Date
BSU	New	Information Systems and Controls emphasis under the M.S. in Accountancy	Emphasis	2/22/2023
BSU	Discontinuance	Addiction Studies	Minor	2/27/2023
BSU	Modification	Rename certificate in Data Science for Liberal Arts to Data Analytics with R	Undergraduate Certificate	2/27/2023
BSU	New	New options under the B.S. in Advanced Medical Imaging <ul style="list-style-type: none"> • Magnetic Resonance Imaging • Diagnostic Medical Sonography • Interventional Radiology • Computed Tomography • Interventional Cardiology 	Options	3/15/2023
LCSC	New	New Fine and Performing Arts	Minor	3/17/2023
LCSC	Modification	Rename Interdisciplinary B.A.S. to Applied Science B.A.S.	B.A.S.	3/17/2023
LCSC	Modification	Communication Arts (removed 12-credit tracks under the program)	B.A. B.S.	3/17/2023
BSU	Suspension	Suspend Master of Engineering in Civil Engineering	Master	3/28/2023
CWI	Modification	<ul style="list-style-type: none"> • Move the Department of Communication, Marketing, and Media Arts from School of Communication and Information Technologies to School of Social Sciences and Public Affairs • Change the name of School of Communication and Information Technologies to Computer Science and Information Technology 	N/A	3/28/2023
BSU	Suspension	Suspend Undergraduate Certificate in Health Coaching	Undergraduate Certificate	4/11/2023
NIC	Modification	Rename Modern Languages to World Languages	A.A.	5/5/2023
UI	Modification	Geography (expand to online)	M.S.	6/20/2023
UI	Expansion	Medical Science to Coeur d'Alene	B.S.	6/22/2023

List of Career Technical Program Requests Approved by State Administrator (by Type)

INST.	Request Type	Program Title	Degree	Date
CEI	Inactivation	Machine Tool Technology	A.A.S.	2/14/2023
CEI	New	Dental Hygiene	A.A.S.	2/14/2023
NIC	New	Law Enforcement Detention Academy	BTC	2/14/2023
CWI	Expansion	Surgical First Assistant	Specialized Certificate	2/22/2023
CWI	New	Semiconductor Manufacturing Technology	A.A.S.	2/14/2023
CEI	New	Energy Systems Technology	A.A.S.	4/18/2023
CEI	New	Energy Systems Technology	ATC	4/18/2023
CEI	Modification	Medical Assisting	From A.A.S. to ITC	2/14/2023
NIC	Reactivate	Medical Assistant	A.A.S.	5/4/2023
CWI	Discontinuance	Machine Tool Technology	ATC	5/15/2023
CWI	Discontinuance	Machine Tool Technology 1	BTC	5/15/2023
CWI	Discontinuance	Machine Tool Technology 2	BTC	5/15/2023
CWI	Discontinuance	Law Enforcement	BTC	5/15/2023
CWI	Discontinuance	Automotive Technology	ITC	5/15/2023
CWI	Discontinuance	Collision Repair Technology	ATC	5/15/2023
CWI	Discontinuance	Collision Repair Technology 2	BTC	5/15/2023
CWI	Discontinuance	Heavy Duty Truck Technician	ITC	5/15/2023
CWI	Discontinuance	Powersports and Small Engine Repair Technology	ATC	5/15/2023
CWI	Discontinuance	Powersports and Small Engine Repair Technology 2	BTC	5/15/2023
CWI	Discontinuance	Welding and Metals Fabrication 2	BTC	5/15/2023
CSI	Expansion	Geospatial Technology	A.A.S.	6/23/2023
CSI	New	Automotive Service Technology	A.A.S.	6/1/2023

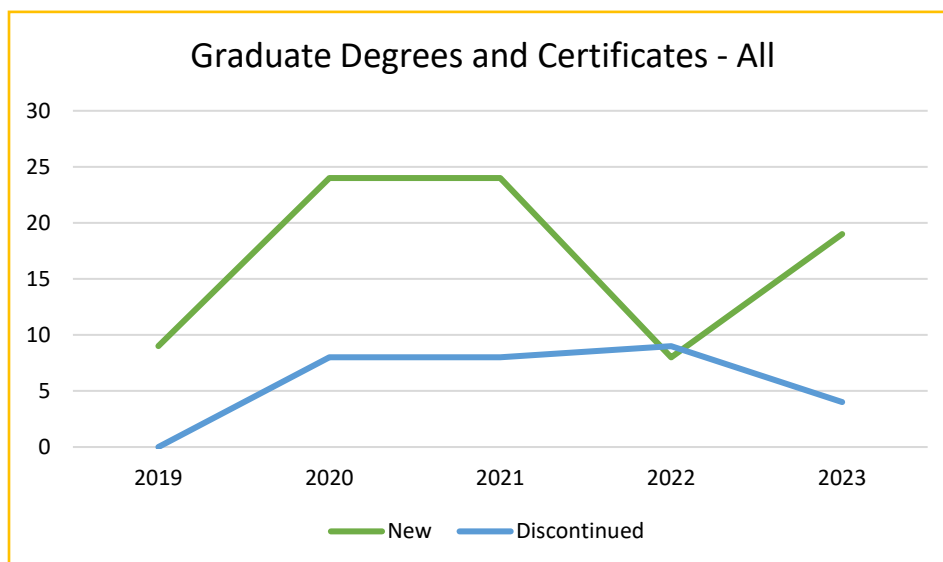
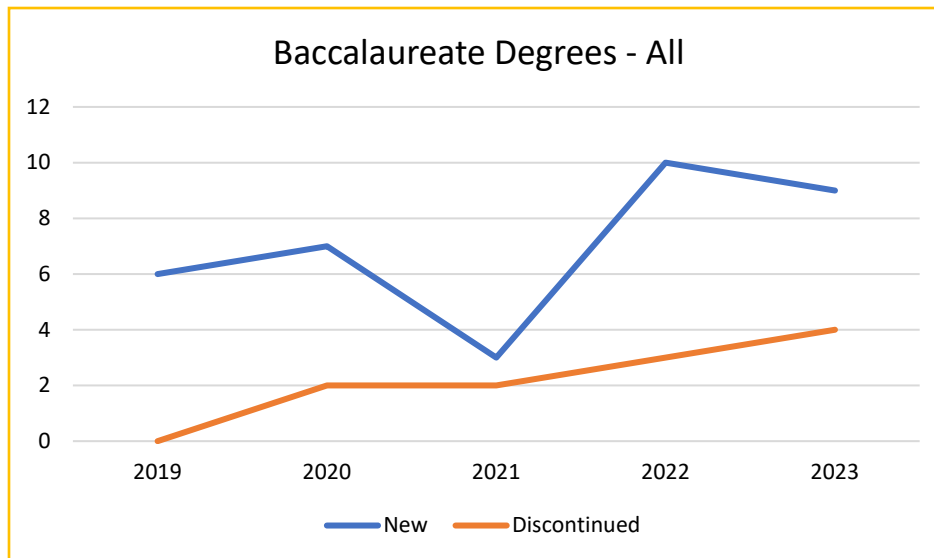
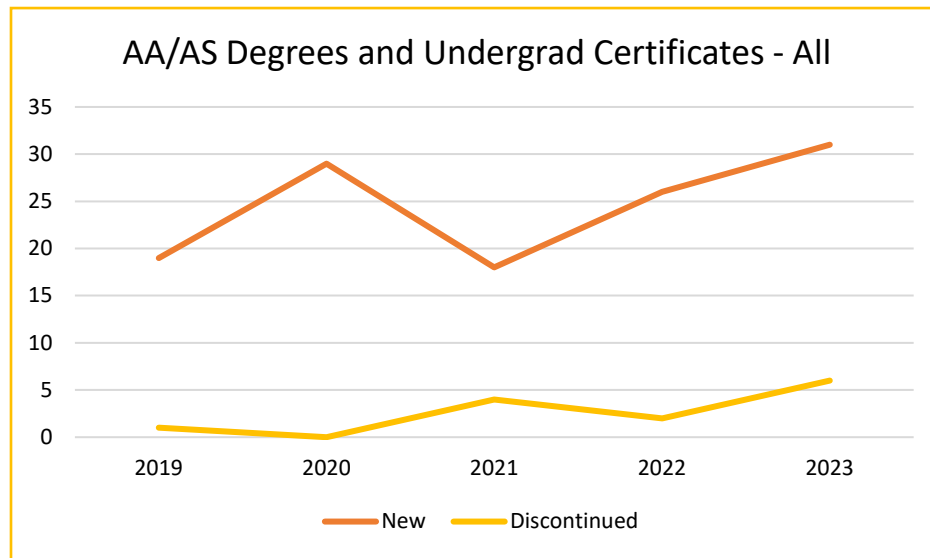
List of Other CTE Program Changes Notified to State Administrator

The following program changes or additions do not require approval; however, they require notification to OSBE per policy III.G.

INST.	Request Type	Program Title	Degree	Date
CEI	Modification	Legal Studies and Paralegal Training	A.A.S.	2/14/2023
LCSC	Modification	Rename Information Technology to Computer Information Technology and Security	A.A.S.	3/24/2023

List of Academic Program Requests Approved by the Board

INST.	Request Type	Program Title	Degree	Date
UI	Modification	Environmental Design	B.S.	9/14/2022
BSU	Administrative Unit	Institute of Microelectronics Education and Research	N/A	4/26/2023
BSU	New	Public and Population Health Leadership	Ph.D.	4/26/2023
BSU	New	Project Management	Bachelor	4/26/2023



INFORMATION ITEM
AUGUST 23, 2023

SUBJECT

Proposed Rule – Docket No. 08-0102-2301 Rules Governing the Postsecondary Credit Scholarship Program

REFERENCE

APPLICABLE STATUTE, RULE, OR POLICY

Idaho Administrative Code, IDAPA 08.01.02, Rules Governing the Postsecondary Credit Scholarship Program

BACKGROUND/DISCUSSION

Administrative rules are made up of three types of rules: temporary rules, proposed rules and pending rules. Temporary and proposed rules may be promulgated jointly with a single docket number or temporary rules may be promulgated as a standalone rule. Guidance for the rulemaking process is provided by the Office of Administrative Rules Coordinator, Division of Financial Management through the Idaho Rule Writer's Manual.

Executive Order 2020-01, Zero Based Regulations, created an ongoing review process for all existing rules as of June 30, 2020. Each rule chapter is required to be reviewed by the agency that promulgated the rule according to a schedule established by the Division of Financial Management (DFM) no later than legislative adjournment *sine die* in 2026. The agency review schedule is required to be staggered across agencies and within agencies with five or more rule chapters. Administrative rules promulgated under the Board's authority include IDAPA 08, IDAPA 55, and IDAPA 47. The Board's administrative rules review schedule may be found at www.dfm.idaho.gov

Notice of Intent to Promulgate Rules was published in the June 7, 2023 (Vol 23-6) Idaho Administrative Rules Bulletin for the following Rule Docket Numbers:

- Docket No. 08-0102-2301 – IDAPA 08.01.02 Rules Governing the Postsecondary Credit Scholarship Program – Rule Repeal
- Docket No. 08-0201-2301 – IDAPA 08.02.01 Rules Governing Administration – Temporary Rule to expire 6/30/23
- Docket No. 08-0203-2301-IDAPA 08.02.03 Rules Governing Thoroughness – Negotiated Rulemaking
- Docket No. 08-0401.2301 – IDAPA 08.04.01 Rules of the Idaho Digital Learning Academy – Zero-Based Regulation Chapter Rewrite
- Docket No. 55-0103-2301 – IDAPA 55.01.03 – Rules of Career Technical Schools – Zero-Based Regulation Chapter Rewrite
- Docket No. 55-0104-2301 - IDAPA 55.01.04 – Rules Governing Idaho Quality Program Standards Incentive Grants and Agricultural Education Program Start-up Grants

INFORMATION ITEM
AUGUST 23, 2023

Notice of Intent to Promulgate Rules was published in the July 7, 2023 (Vol 23-7) Idaho Administrative Rules Bulletin for the Following Rule Docket Numbers:

- Docket No. 08.0113.2301 – IDAPA 08.01.13 Rules Governing the Opportunity Scholarship – Temporary Rule effective 7/1/23
- Docket No. 08.0113.2302 – IDAPA 08.01.13 Rules Governing the Opportunity Scholarship – Negotiated Rulemaking

IMPACT

None.

ATTACHMENTS

Attachment 1 – Notice of Intent to Repeal Rules

BOARD STAFF COMMENTS AND RECOMMENDATIONS

The Postsecondary Credit Scholarship was established in 2017, codified at Idaho Code § 33-4605, with a sunset date of December 31, 2027.

In 2023, H24 and S1167 established the Launch Grant Program, and amended Idaho Code § 33-4605. The amendments included an addition of Idaho Code § 33-4605(12) which hastened the sunset date for the Postsecondary Scholarship. Effective July 1, 2023, this section reads: “No new postsecondary credit scholarships may be awarded by the board on or after July 1, 2023.”

No negotiated rulemaking is necessary as this rule is being repealed in its entirety due to the legislation repealing the program.

BOARD ACTION

Information Only.

**PLANNING, POLICY AND GOVERNMENT AFFAIRS
AUGUST 23, 2023**

ATTACHMENT 1

IDAPA 08 – STATE BOARD OF EDUCATION

08.01.02 – RULES GOVERNING THE POSTSECONDARY CREDIT SCHOLARSHIP PROGRAM

DOCKET NO. 08-0102-2301

NOTICE OF INTENT TO PROMULGATE RULES – NEGOTIATED RULEMAKING

AUTHORITY: In compliance with Sections 67-5220, Idaho Code, notice is hereby given that this agency intends to promulgate rules and desires public comment prior to initiating formal rulemaking procedures. This negotiated rulemaking action is authorized pursuant to Sections 33-105, 33-4601A, 33-4605, and Chapter 46, Title 33, Idaho Code.

METHOD OF PARTICIPATION: Interested persons wishing to participate in the negotiated rulemaking are encouraged to submit comments to the undersigned either in writing, by email, or by calling the phone number listed below. To participate, comments must be received no later than June 23, 2023, to rules@osbe.idaho.gov. Please state “written comment” and note the docket number in the subject line.

A negotiated meeting may be scheduled by the agency should a reasonable number of persons respond to this notice. If the agency determines a meeting to be scheduled, details will be posted and made accessible on the agency website at the address listed below and on <https://townhall.idaho.gov/>.

Failure of interested persons to respond to this notice of intent or the lack of a sufficient number of responses to this notice of intent may result in the discontinuation of further informal proceedings. In either event, the agency shall have sole discretion in determining the feasibility of scheduling and conducting informal negotiated rulemaking and may proceed directly to formal rulemaking if proceeding with negotiated rulemaking is deemed infeasible.

Public comments received will be addressed in a written summary. The summary will be made available to interested persons who contact the agency or, if the agency chooses, the summary may be posted on the agency website.

DESCRIPTIVE SUMMARY AND STATEMENT OF PURPOSE: The following is a statement in nontechnical language of the substance and purpose of the intended negotiated rulemaking and the principal issues involved:

Recently enacted legislative amendments will sunset Section 33-4605, Idaho Code, on July 1, 2023. The intent of this rulemaking is to repeal this chapter of administrative rules as it will be considered null and void effective July 1, 2023, as a result of the changes in governing law.

ASSISTANCE ON TECHNICAL QUESTIONS, SUBMISSION OF WRITTEN COMMENTS, OBTAINING DRAFT COPIES: For assistance on technical questions concerning this negotiated rulemaking or to obtain a preliminary draft copy of the rule text, contact Nicholas Wagner at rules@osbe.idaho.gov or (208)-488-7586. Materials pertaining to the negotiated rulemaking, including any available preliminary rule drafts, can be found on the Idaho State Board of Education website at the following web address: <https://boardofed.idaho.gov/board-policies-rules/board-rules/education-rules/>.

Anyone may submit written comments regarding this rulemaking docket number. All written comments must be directed to the undersigned and must be delivered on or before June 23, 2023.

DATED this 5th day of May, 2023.

Nicholas Wagner
Administrative Rules Coordinator
Idaho State Board of Education
650 W State St.
PO Box 83720
Boise, Idaho 83720-0037
Phone: (208)488-7586, fax: (208)334-2632