

Idaho State
Board of Education



2019

THE FACTS

Facts about Idaho's public education system

650 West State Street
Boise, ID 83702

www.boardofed.idaho.gov

208-334-2270
board@osbe.idaho.gov

Public education in Idaho is transforming. Governor Brad Little's "Our Kids, Idaho's Future" Task Force (which I was honored to co-chair) brought forth a list of strategic recommendations developed by Idahoans to further improve our K-12 education system.

The task force worked to build upon recent investment and progress to set the stage for the next five years. The recommendations focused on aligning budgets with priorities including improving student achievement and success, enhancing school safety, supporting our rural and underserved schools and rewarding and retaining our most effective teachers. We held meetings around our state gathering input from parents, educators and elected leaders. The recommendations were delivered to the Governor for his consideration as he continues to build upon system-wide public education improvements made in recent years.

The State Board of Education has been very busy over the last 18 months hiring new presidents at each of our four-year institutions. These exceptional new presidents were selected after nationwide searches, matching the needs of the institutions with the individual skills of the candidates.

These new leaders are making positive differences on each of their campuses. They pledge to work collaboratively with each other and our community colleges to strategically improve efficiencies and outcomes across Idaho's entire higher education system. In December, the presidents announced a "tuition freeze" in 2020, marking the first time in at least 43 years that tuition and or fees haven't increased from one year to the next at Idaho's four-year institutions. This move will benefit students and their families and I commend our presidents for making it happen.

This year our state was recognized for its "outstanding innovations in state education policy" when it received the 2019 Frank Newman Award for State Innovation from the Education Commission of the States. This national award was in recognition of several innovations. Our signature Direct Admissions program automatically admits all graduating high school seniors either to six, or all eight of our higher education institutions. Apply Idaho, a groundbreaking single system-wide online application, enables students to apply to one or more of those institutions free of charge—a



President Debbie Critchfield

streamlined process that takes just minutes. Changing cultural misconceptions about college, and demystifying the college admissions and application processes are hallmarks of these programs.

My Board colleagues and I are proud of these initiatives and recognize the persistent, thoughtful and collaborative work of Idaho's Office of the State Board of Education, State Department of Education, public colleges and universities, and Idaho Digital Learning Academy, all of whom contributed to the successful deployment of these nation-leading strategies.

A deliberate focus on student success is embedded in the Board's work. We have improved our board meetings and refined our agendas to emphasize our strategic goals. We want to spend less time on transactional items and more time focusing and discussing tactics that will help us reach our strategic goals.

We are committed to evidence-based student success strategies to help students at our colleges and universities persist, complete their courses, and graduate on time. Our student-centered mindset is also driving strategies to reduce costs to students and to enable students to earn college credit for knowledge and skills they acquired through service in the military or the workplace. The purpose of The Facts is to provide a high-level overview of the data points our Board regularly studies, such as graduation and "go-on" rates from high school to postsecondary programs. More detailed information can be found on the Board's Data Dashboard at the State Board's website.

The State Board of Education is "all in" when it comes to the hard and important work of ensuring that the state's colleges and universities are fulfilling their public mission to provide educational opportunities for all and help meet the talent needs to power the state's economy.

Debbie Critchfield

President, Idaho State Board of Education

Board Members & Governance



Debbie Critchfield
President
Oakley, ID

Dr. David Hill
Vice-President
Boise, ID

Andrew Scoggin
Secretary
Boise, ID

Sherri Ybarra
Superintendent of Public Instruction
Mountain Home, ID

Emma Atchley
Ashton, ID

Dr. Linda Clark
Boise, ID

Shawn Keough
Sandpoint, ID

Kurt Liebich
Boise, ID

Idaho Constitution Article IX, Section 2*
Idaho Code §§ 33-101, 107

Executive Agencies

Office of the State Board of Education
Executive Director
Matt Freeman

Idaho Code § 33-102A

Public Charter School Commission

Idaho Code § 33-5213

State Department of Education
Superintendent of Public Instruction
Sherri Ybarra

Idaho Code § 33-125

Agencies

Division of Career Technical Education
Administrator
Clay Long

Idaho Code § 33-2202

Division of Vocational Rehabilitation
Administrator
Jane Donnellan

Idaho Code § 33-2303

Idaho Public Television
General Manager
Ron Pisaneschi

S1454, S1476 (1982)

Four-Year Institutions

Boise State University

President
Dr. Marlene Tromp

Idaho Code § 33-4002

Idaho State University

President
Kevin Satterlee

Idaho Code § 33-3003

Lewis-Clark State College
President
Dr. Cynthia Pemberton

Idaho Code § 33-3102

University of Idaho
President
C. Scott Green

Idaho Code § 33-2802

Two-Year Institutions

College of Eastern Idaho
President
Dr. Rick Aman

Idaho Code § 33-101

College of Southern Idaho
President
Dr. Jeff Fox

Idaho Code § 33-101

College of Western Idaho
President
Dr. Bert Glandon

Idaho Code § 33-101

North Idaho College
President
Dr. Rick MacLennan

Idaho Code § 33-101

*Idaho Constitution Article IX, Section 2

"The general supervision of the state educational institutions and public school system of the state of Idaho, shall be vested in a state board of education, the membership, powers and duties of which shall be prescribed by law."

Board Initiatives

**NEXT
STEPS**
IDAHO

Making Strides

The NextSteps.Idaho.gov website delivers accurate and simple access to postsecondary options in Idaho, as well as the resources to achieve them. Information about—and direct links to—all of the initiatives listed in this section can be found via Next Steps Idaho.

NEW in 2019:

- ➔ Grade-specific High School Learning Plans for 8th-12th grade students

These curated activities fulfill the need for an "8th grade learning plan" as required in administrative rule. Each level can be navigated by students, alone, or incorporated into existing curriculum and led by teachers and counselors.

- ➔ Rebranded, interactive resources for college and career information

Many learning-style, skill-sorting, and money-educating quizzes are already live, with more on the way!

This website is developed and maintained with high school students as the primary audience.

NextSteps.Idaho.gov

Next Steps Idaho is becoming a go-to asset in Idaho school districts. It removes barriers and illuminates easy-to-follow pathways that help every young Idahoan achieve their career goals.



Featured at 85+ Idaho educator/counselor trainings and college fair presentations in 2019

Direct Admissions

Direct Admissions is an initiative that guarantees each and every Idaho high school graduate has the chance to obtain a postsecondary education. Automatic acceptance into six or more of Idaho's public colleges and universities is provided, based on a high school senior's SAT or ACT score and GPA.

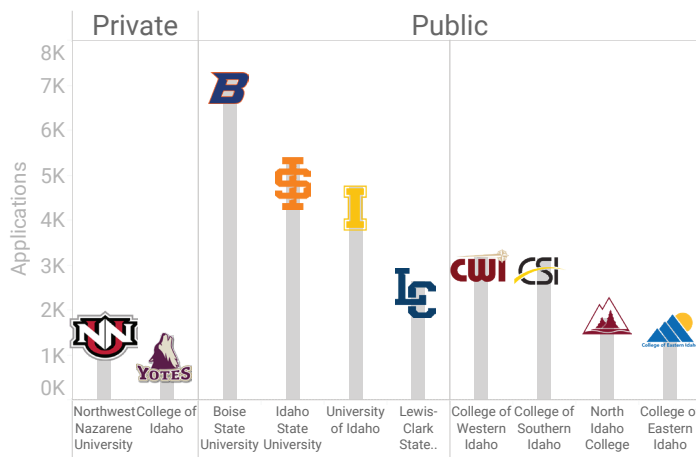
Direct Admissions Goals:

- ➔ ALL students realize that obtaining a higher education degree or certificate is possible.
- ➔ ALL Idaho college admission processes become easier for Idaho students.
- ➔ ALL Idaho high school seniors feel encouraged to continue their education after high school.

Apply Idaho

The Apply Idaho initiative is a 5-step application that complements the Direct Admissions initiative. Apply Idaho enables Idaho high school seniors to apply to multiple public and private Idaho schools, all at the same time for free. It takes only a few minutes to complete.

Number of Apply Idaho Applications to Each School in the 2019-2020 School Year*



*Number of applications as of December 2019

FAFSA Web

FAFSA Web is an online tool that allows high school counselors to view their students' submission statuses for the Free Application for Federal Student Aid (FAFSA), Apply Idaho, and the new Idaho Scholarship Application. Knowing which students have not completed the FAFSA gives high school counselors the information required to provide assistance. Completion of the FAFSA is required to obtain funds to pay for college.

It's Not Too Late

The It's Not Too Late inaugural campaign hit mailboxes—and inboxes—in the spring of 2019. With it, the State Board of Education appealed to every high school senior who had yet to complete an Apply Idaho application, as well as to those members of the previous years' graduating class who did not enroll at a postsecondary institution.

The second iteration of this campaign will arrive in the spring of 2020.

Rethinking Remediation Requirements

Students may now enroll in gateway English courses without completing remedial education. This change recognizes that broad support is available for students who need it while enrolled in credit-bearing English courses. Idaho's public postsecondary institutions are working together to implement similar approaches for the state's primary gateway math courses: College Algebra, Math in Modern Society, and Statistics. This effort includes college and K–12 faculty working together to align math more effectively throughout the state.

Course Material Availability

Recognizing that course material cost, access, and reliability play significant roles in postsecondary student success, the Board is supporting interinstitutional efforts to adopt no- and low-cost textbooks and other instructional resources in Idaho's common-numbered courses. Backed by a legislative appropriation in 2019, the Board is also coordinating pilot partnerships to develop, evaluate, and share course-specific open textbooks that faculty may adopt across institutions. These initiatives are intended to support the instructional choices of faculty, recognize institutional efforts to share knowledge openly, and improve the availability of course materials to degree-seeking and dual credit students alike.

Credit for Prior Learning

The Board recognizes that alternative means of reaching specific learning outcomes exist outside of traditional coursework. Policy adopted in 2019 requires that general education credit earned by way of prior learning assessment should seamlessly transfer between Idaho institutions. Institutions have since worked together to develop a statewide transfer policy for Advanced Placement (AP) and College Level Examination Program (CLEP). As a result, the minimum scores needed to earn credit as well as equivalencies for common courses and general education have been adopted statewide over the last year. The Board is currently working with institutions to develop a similar statewide policy that awards credit for military experience.



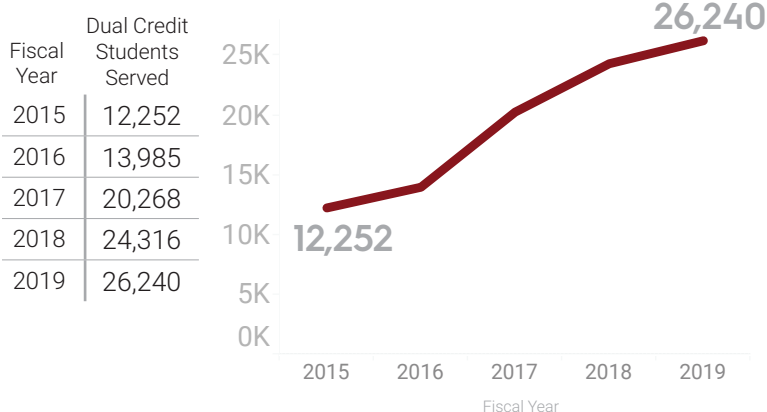
Dual Credit

The Idaho Legislature gave each Idaho public school student in seventh through twelfth grade access to \$4,125 for advanced opportunities such as dual credit in 2016. Since then, there have been dramatic increases in the number of students participating in dual credit in Idaho.

188 students graduated high school with an associate degree in 2019



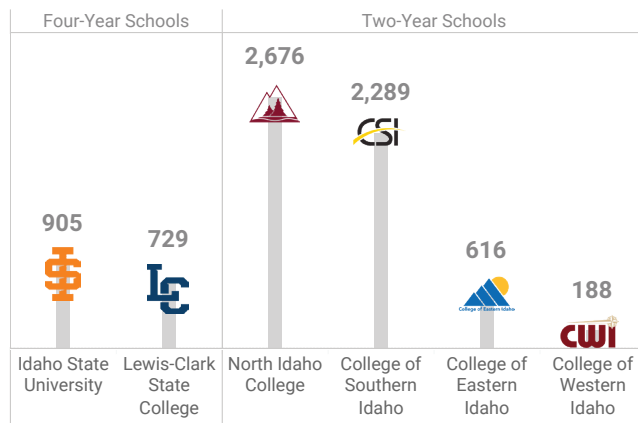
Unduplicated Total Dual Credit Students



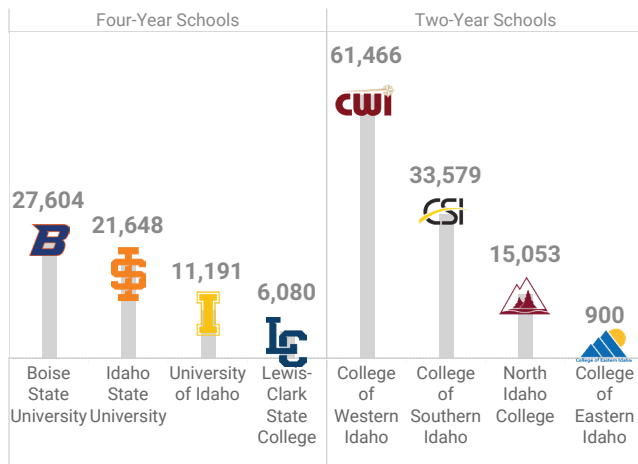
Data Note

The data presented on this page may differ from Dual Credit data from other sources. These data include only the number of dual credits earned and the numbers of students who earned dual credit. Other reports may include dual credits attempted. Furthermore, these data include students who did not use Advanced Opportunities funding to pay for their dual credits. These data only cover Idaho's public postsecondary institutions (and not any private postsecondary institutions). Finally, the unduplicated total for the system does not equal the sum of the individuals served at each institution because some students take dual credit courses from multiple institutions.

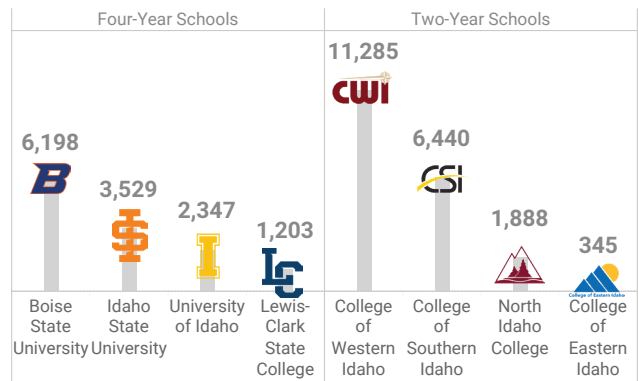
Career Technical Dual Credits Earned at Each Institution in FY 2019



Academic Dual Credits Earned at Each Institution in FY 2019



Students Who Earned Dual Credit at Each Institution in FY 2019*



*Students could be duplicated across institutions

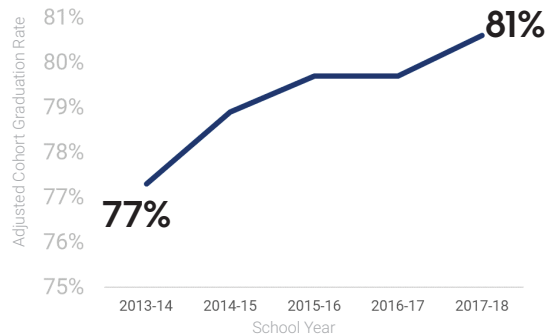
High School Graduation Rates

81%

of students who started
9th grade in the fall of 2014
graduated high school in 2018*

*Data exclude students who transferred out, emigrated out, or died during the 2014-2018 school years. It includes students who transferred in during the 2014-2018 school years.

High school graduation rates have increased since 2014



Year	Adjusted Cohort Graduation Rate
2013-14	77%
2014-15	79%
2015-16	80%
2016-17	80%
2017-18	81%

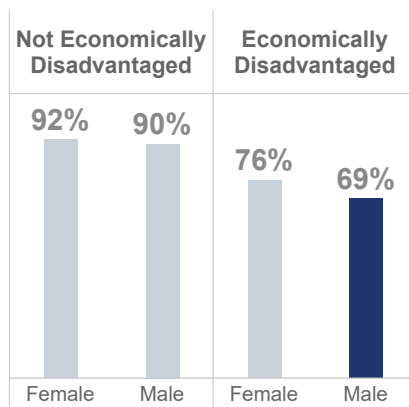
4 and 5 Year High School Graduation Rates for the 2017 Senior Class



Males had a lower high school graduation rate than females in 2018

Male graduation rate: **78%**
Female graduation rate: **83%**.

High school students who were economically disadvantaged had a lower graduation rate than students who were not economically disadvantaged in 2018



Economically disadvantaged males had the lowest high school graduation rates

Rural Fact

The 2018 graduation rate of students in rural schools was four percentage points higher than the graduation rate of students attending schools in cities, suburbs, or towns.*

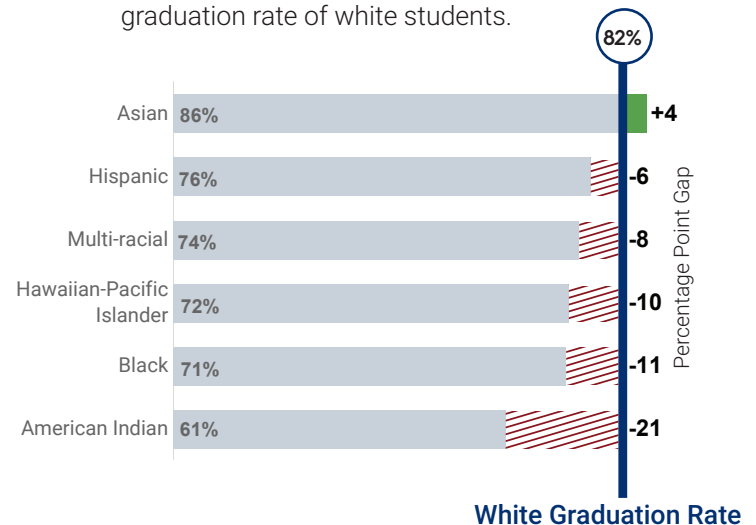


Locale	High School Graduation Rate
Rural	87%
City, Suburb, Town	83%

*National Center for Education Statistics (NCES) locales were used for this analysis. All eleven virtual schools were excluded. The difference was statistically significant (p-value = 0.000).

The high school graduation gap between American Indian and white students is the largest racial/ethnic graduation gap

The graph below shows 2018 high school graduation rates for each race/ethnic group as well as the percentage point gap between those groups and the graduation rate of white students.



White Graduation Rate

Go-On Rates

Statistics on the number of students in Idaho continuing from high school to postsecondary education

48%

of the graduating class of 2018 immediately enrolled in college in the fall after high school graduation

As more time passes after high school graduation, more students enroll in postsecondary education

The graph below shows the **percentage of students from each graduating senior class enrolled in postsecondary education** in the fall immediately after high school graduation vs. within three years after high school graduation.



Rural Fact

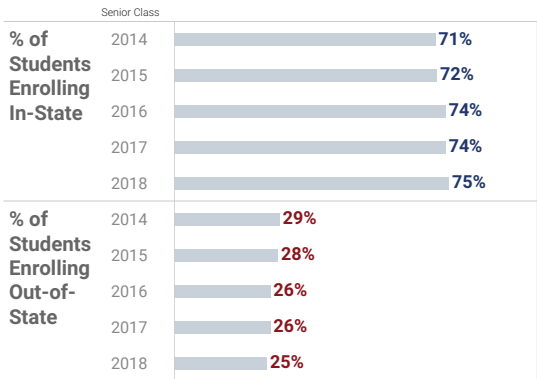
Average postsecondary enrollment rates for students from rural schools were six percentage points lower than students from schools in cities, suburbs, or towns.*

Locale	Average Postsecondary Enrollment Rates for 2018*
Rural	44%
City, Suburb, Town	50%

*Go-on rates are for the fall immediately after high school graduation. National Center for Education Statistics (NCES) locales were used for this analysis. All eleven virtual schools were excluded. The difference was statistically significant (p-value = 0.000).


In-State vs. Out-of-State Enrollment

The graph below shows that students who go-on in the fall immediately after high school graduation are increasingly more likely to enroll **in-state** rather than **out-of-state**



Economically disadvantaged students are less likely to enroll in postsecondary education than students who are not economically disadvantaged

The graph below shows the **postsecondary enrollment rates** of economically disadvantaged students and students that are not economically disadvantaged in the fall immediately after high school graduation for the senior class of 2018.



There is a **18 percentage point gap** between the go-on rates of economically disadvantaged students and students who are not economically disadvantaged.*

*This difference is statistically significant (p-value = 0.000)



The Idaho Opportunity Scholarship program was established in recognition that Idaho benefits from an educated citizenry and to provide access to postsecondary education opportunities for economically disadvantaged students.

Eligibility Requirements

- ✓ Current Idaho resident
- ✓ Has graduated or will graduate from an accredited Idaho high school
- ✓ Is seeking their first undergraduate credential (certificate or degree)
- ✓ Has a cumulative unweighted GPA of 2.7 or higher (Adult Learners initial application may have a cumulative unweighted GPA of 2.5)
- ✓ Enrolling at an eligible Idaho college or university full-time (Adult Learners may attend part-time)



New Applicants*

Eligible New Applicants Each Year and New Applicants who Were Offered and Accepted a Scholarship [†]

2016-17	Eligible	4,261
	Offered & Accepted	2,451
2017-18	Eligible	4,672
	Offered & Accepted	1,547
2018-19	Eligible	7,541
	Offered & Accepted	2,504

Average Amount Awarded for New Scholarships

2016-17	\$2,848
2017-18	\$3,249
2018-19	\$3,230

*2018-19 data include adult learner recipients

Renewals

Number of Scholarships Awarded as Renewals

2015-16	693
2016-17	1,077
2017-18	2,071
2018-19	2,012

Average Amount Awarded for Renewals

2015-16	\$2,891
2016-17	\$2,848
2017-18	\$3,240
2018-19	\$3,257

[†]Offered awards do not include awards that were offered but not accepted

Adult Learners

\$2,234

was the average amount awarded to adult learners in 2018

218

of the 7,541 eligible applicants in 2018 were adult learners

146

of the 2,504 offered and accepted scholarships in 2018 were for adult learners

The Opportunity Scholarship is a hybrid merit and need based scholarship. Starting in FY 2019 the Opportunity Scholarship program was expanded to include Adult Learners. Adult Learners are individuals who have some college and no degree.

The Adult Learner provisions of the Opportunity Scholarship program were designed to target the large percentage of Idaho's population with some college and no certificate or degree. The program provides an opportunity for these individuals to return to college and complete a certificate or degree. Provisions for Adult Learners are targeted to accommodate working adults with families who have already earned 24 or more credits and have taken a break from postsecondary education.

34% of students from the Idaho graduating high school class of 2014 who enrolled in postsecondary education within five years left without earning a certificate or degree.

20% of Idaho's 25-34 year olds have some college, yet have not completed a certification or degree (based on 2018 data)

A Snapshot of Public Postsecondary Education in Idaho

74,279

students were enrolled in postsecondary education in FY 2019*

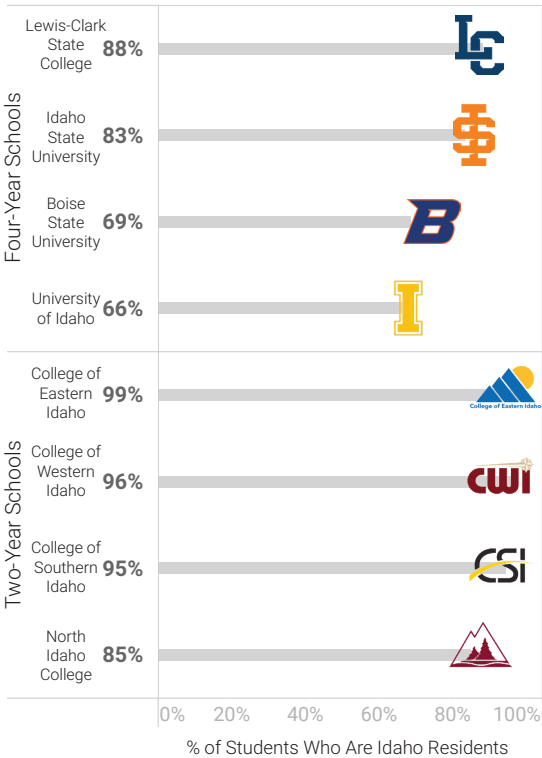
What has been the trend in enrollment over time?*

FY 2016: 78,307
FY 2017: 76,529
FY 2018: 75,171
FY 2019: 74,279

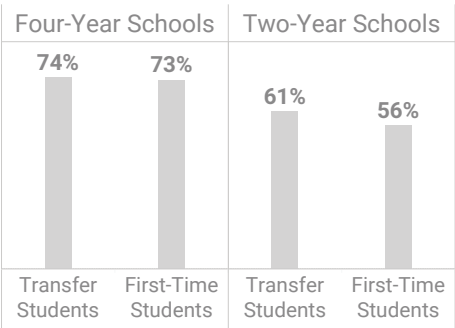
Resident vs. Non-resident Enrollment

79% of students at public postsecondary institutions in Idaho were Idaho residents in FY 2019*

The graph below shows the percentages of resident students enrolled at each postsecondary institution in Idaho.

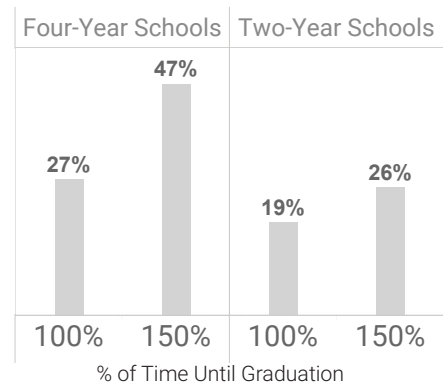


Retention Rates in Fiscal Year 2019



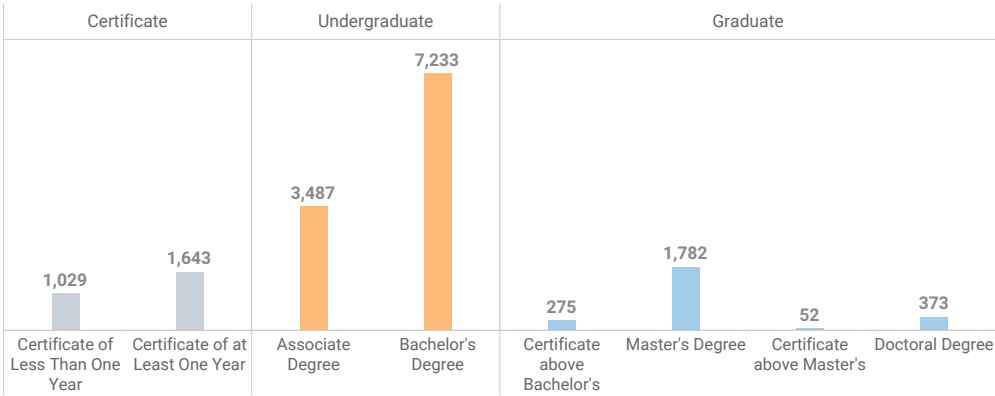
The graph to the left shows the percentage of transfer students and first-time students who returned for a second year (or who graduated) at an Idaho postsecondary public institution in FY 2019. Data only includes full-time, degree-seeking students.

Graduation Rates in Fiscal Year 2019



The graph to the left shows FY 2019 graduation rates for two-year vs. four-year public postsecondary institutions in Idaho for full-time, degree-seeking students at 100% of time (4 years for a 4-year school, 2 years for a 2-year school) and 150% of time (6 years for a 4 year school, 3 years for a two-year school).

Postsecondary Degrees Completed in Fiscal Year 2019



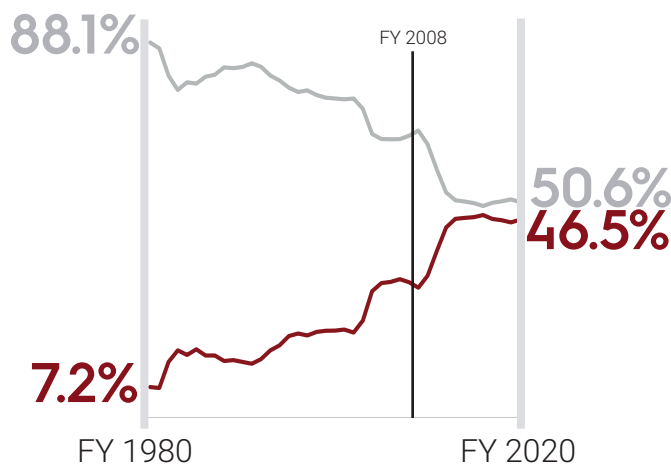
More bachelor degrees were completed in FY 2019 than any other type of degree or certificate

Most graduate degrees completed in FY 2019 were master's degrees

*Data note: Students could be duplicated across schools. Data does not include dual credit students.

Legislative Appropriations & Tuition

Public four-year postsecondary educational institutions in Idaho have increasingly received a greater percentage of their funding from **tuition** rather than the **general fund**



In constant 2019 dollars, tuition and fees for public four-year postsecondary institutions have increased an average of 47% since fiscal year 2008

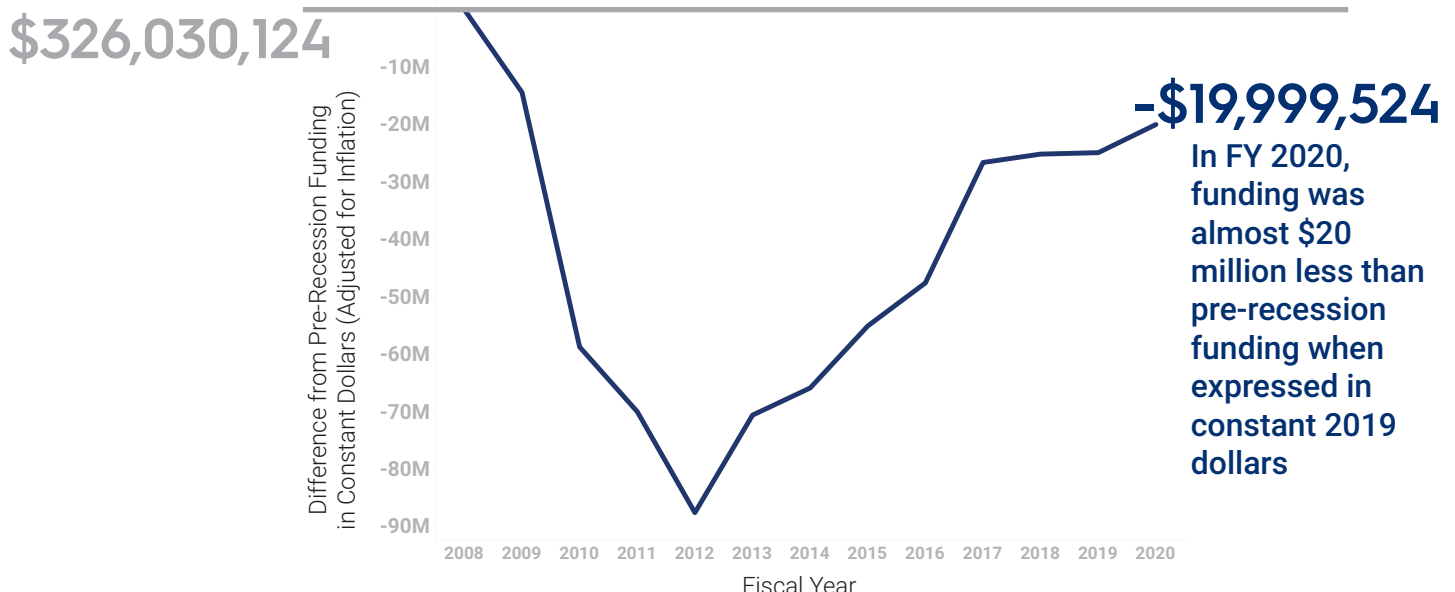
In constant 2019 dollars, what was the percentage increase in tuition and fees from fiscal year 2008 to fiscal year 2020 at each public four-year institution?

	% Increase in Tuition & Fees Since FY 2008 (in Constant 2019 dollars)	Tuition & Fees in Constant 2019 Dollars	
		FY 2008	FY 2020
University of Idaho	53%	\$5,421	\$8,304
Boise State University	49%	\$5,421	\$8,068
Idaho State University	46%	\$5,409	\$7,872
Lewis-Clark State College	39%	\$5,030	\$6,982

Pre-Recession vs. Post-Recession Funding

The graph below shows the difference in funding appropriated to public four-year postsecondary institutions before and after the Great Recession, expressed in constant 2019 dollars. Appropriated funds include general fund and economic recovery reserve fund.*

Pre-recession funding (FY 2008 funding expressed in constant 2019 dollars)



*Data Note: Appropriations include systemwide appropriations and individual institutional appropriations. Constant dollars are dollars adjusted for inflation.



BOISE STATE UNIVERSITY

Boise State University (BSU) is a Carnegie-classified doctoral research university. It serves more than 24,000 students with its 11 doctoral, 64 master's, 84 bachelor's programs, and a robust dual credit program.

The university is located in the state's capital—the population center of Idaho—and has strong ties to the community, local businesses, government agencies, and non-governmental organizations in the area.

The university is committed to innovative approaches aimed at ensuring that its graduates have the knowledge and skills to succeed far beyond the diploma.



\$105,196,800

of the general fund was appropriated to Boise State University in FY 2020

\$8,068

was the cost of resident tuition and fees in FY 2020

Tuition Trends

FY 2017: **\$7,080**

FY 2018: **\$7,326**

FY 2019: **\$7,694**

FY 2020: **\$8,068**

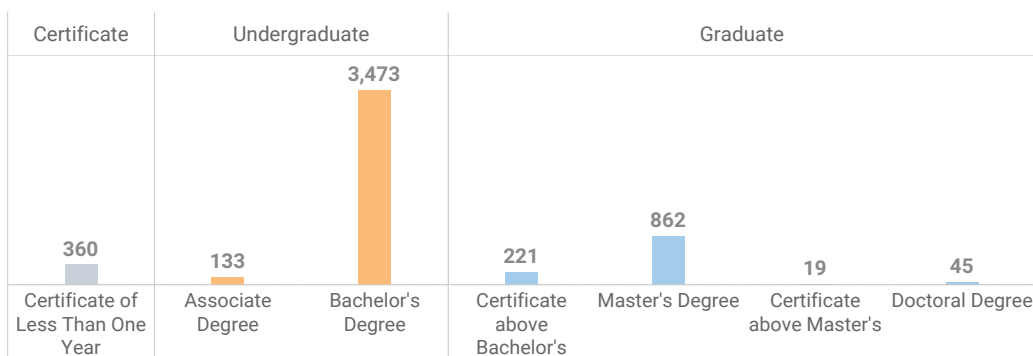
Median debt of students who have completed:

\$23,084

Median debt of students who left school without completing:

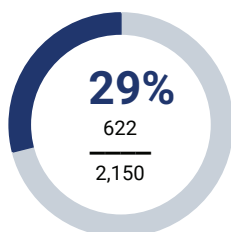
\$9,000

Degrees in Fiscal Year 2019



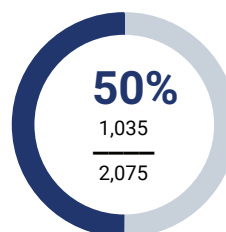
Boise State University produced the greatest number of bachelor's degrees, certificates above a bachelor's degree, and master's degrees out of all the public postsecondary institutions in Idaho in FY 2019.

Graduates within 100% of Time*



29% (622 out of 2,150) of total first-time, full-time undergraduate degree-seeking students at BSU graduated within four years in FY 2019.

Graduates within 150% of Time*



50% (1,035 out of 2,075) of total first-time, full-time undergraduate degree-seeking students at BSU graduated within six years in FY 2019.

**Reported graduation rates reflect calculations made in late summer 2019, which is prior to the calculation and submission of final rates for federal reporting (which will occur in early 2020). As such, the rates may differ slightly from the final reported graduation rates published in the future.*



Idaho State University

Idaho State University (ISU) is a Carnegie-classified doctoral research university founded in 1901 that attracts more than 12,000 students from around the world. At the Pocatello main campus and locations in Meridian, Idaho Falls, and Twin Falls, it offers access to high-quality education in more than 250 programs.

The University is the state's designated lead institution in health professions education. Idaho State faculty and students are leading the way in cutting-edge research and innovation in the areas of energy, health professions, nuclear research, teaching, humanities, engineering, performing and visual arts, technology, biological sciences, pharmacy, and business.



\$82,220,400

of the general fund was appropriated to Idaho State University in FY 2020

\$7,872

was the cost of resident tuition and fees in FY 2020

Tuition Trends

FY 2017: **\$6,956**

FY 2018: **\$7,166**

FY 2019: **\$7,420**

FY 2020: **\$7,872**

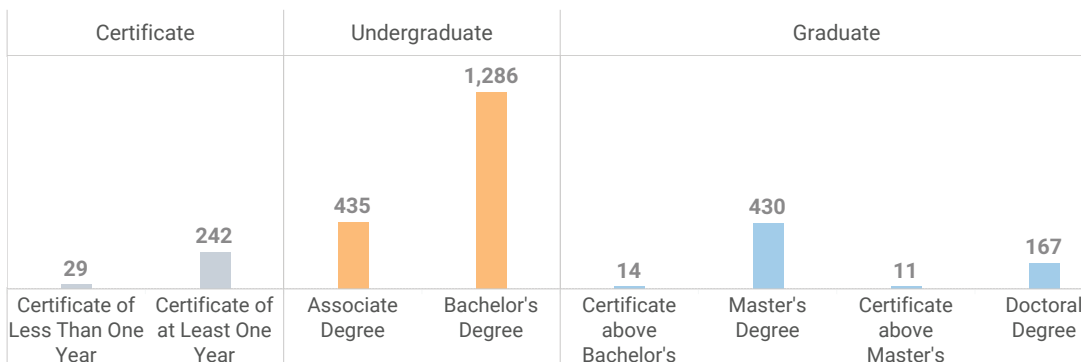
Median debt of students who have completed:

\$22,968

Median debt of students who left school without completing:

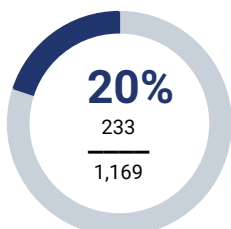
\$9,000

Degrees in Fiscal Year 2019



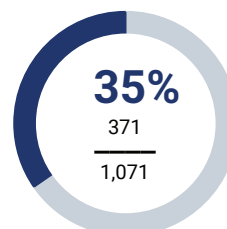
Idaho State University produced the greatest number of doctoral degrees out of all public postsecondary institutions in Idaho in FY 2019.

Graduates within 100% of Time*



20% (233 out of 1,169) of total first-time, full-time undergraduate degree-seeking students at ISU graduated within four years in FY 2019.

Graduates within 150% of Time*



35% (371 out of 1,071) of total first-time, full-time undergraduate degree-seeking students at ISU graduated within six years in FY 2019.

**Reported graduation rates reflect calculations made in late summer 2019, which is prior to the calculation and submission of final rates for federal reporting (which will occur in early 2020). As such, the rates may differ slightly from the final reported graduation rates published in the future.*

Founded in 1893, Lewis-Clark State College (LCSC) has a long and rich history of serving students and the great state of Idaho. The Lewiston school, which offers two- and four-year degrees in both academic and CTE fields, is guided by its core themes of opportunity, success, and partnerships, and propelled by excellent programs and student services, an emphasis on small classes and experiential learning, and a concerted focus on access and affordability.

With over 130 degrees and certificates, LC State's unique blend of faculty excellence and affordability offers students—over 70 percent of whom are first-generation—a private school experience at a public school price.



\$17,651,800

of the general fund was appropriated to Lewis-Clark State College in FY 2020

\$6,982

was the cost of resident tuition and fees in FY 2020

Tuition Trends

FY 2017: **\$6,120**
 FY 2018: **\$6,334**
 FY 2019: **\$6,618**
 FY 2020: **\$6,982**

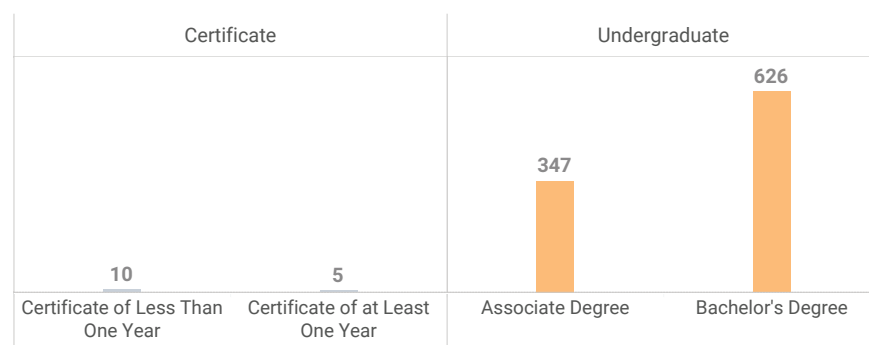
Median debt of students who have completed:

\$18,379

Median debt of students who left school without completing:

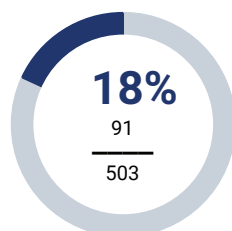
\$5,778

Degrees in Fiscal Year 2019



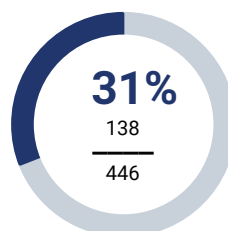
Most of the credentials awarded by Lewis-Clark State College in FY 2019 were bachelor's degrees, followed by associate degrees.

Graduates within 100% of Time*



18% (91 out of 503) of total first-time, full-time undergraduate degree-seeking students at LCSC graduated within four years in FY 2019.

Graduates within 150% of Time*



31% (138 out of 446) of total first-time, full-time undergraduate degree-seeking students at LCSC graduated within six years in FY 2019.

**Reported graduation rates reflect calculations made in late summer 2019, which is prior to the calculation and submission of final rates for federal reporting (which will occur in early 2020). As such, the rates may differ slightly from the final reported graduation rates published in the future.*



University of Idaho

The University of Idaho (UI), home of the Vandals, is Idaho's land-grant, national research university. From its residential campus in Moscow, U of I serves the state through educational centers in Boise, Coeur d'Alene and Idaho Falls, a research and Extension center in Twin Falls, plus Extension offices in 42 counties. Home to more than 12,000 students statewide, U of I is a leader in student-centered learning and excels at interdisciplinary research, service to businesses and communities, and in advancing diversity, citizenship and global outreach.

University of Idaho offers 300 academic programs including majors, minors and certificates.



\$94,545,800

of the general fund was appropriated to the University of Idaho in FY 2020

\$8,304

was the cost of resident tuition and fees in FY 2020

Tuition Trends

FY 2017: **\$7,232**
 FY 2018: **\$7,488**
 FY 2019: **\$7,864**
 FY 2020: **\$8,304**

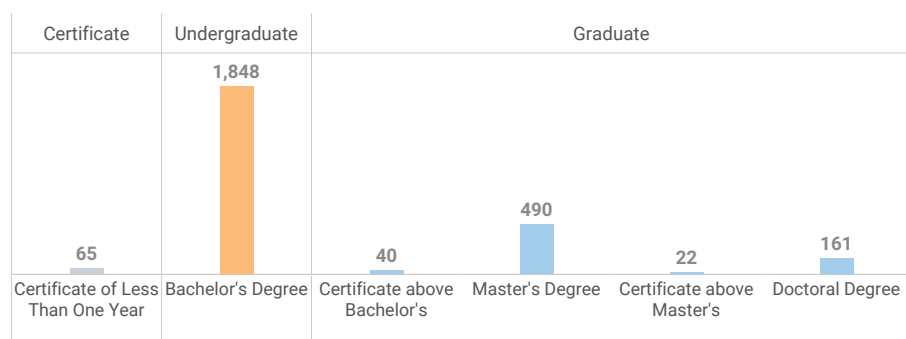
Median debt of students who have completed:

\$23,000

Median debt of students who left school without completing:

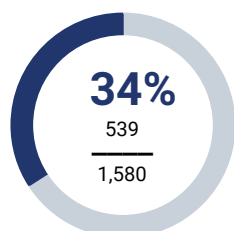
\$9,500

Degrees in Fiscal Year 2019



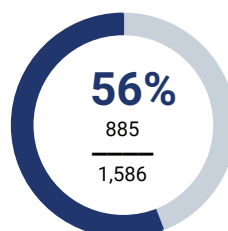
University of Idaho awarded the second highest number of bachelor's degrees out of all postsecondary institutions in Idaho in FY 2019.

Graduates within 100% of Time*



34% (539 out of 1,580) of total first-time, full-time undergraduate degree-seeking students at UI graduated within four years in FY 2019.

Graduates within 150% of Time*



56% (885 out of 1,586) of total first-time, full-time undergraduate degree-seeking students at UI graduated within six years in FY 2019.

**Reported graduation rates reflect calculations made in late summer 2019, which is prior to the calculation and submission of final rates for federal reporting (which will occur in early 2020). As such, the rates may differ slightly from the final reported graduation rates published in the future.*

College of Eastern Idaho (CEI, formerly EITC) is Idaho's newest comprehensive community college. The new college now offers academic associate of arts and science degrees with transferable general education credits. Another new opportunity is Early College Programs for high school students. CEI continues to offer career technical programs, basic skills instruction, workforce training or continuing education, and online learning.

The college was created in 1969 to serve citizens in a nine-county service area. Now CEI's mission enlarges to provide open-access to affordable, quality education that meets the needs of students, regional employers, and the community.



\$5,272,700

of the general fund was appropriated to College of Eastern Idaho in FY 2020

\$3,096

was the cost of resident tuition and fees in FY 2020 for students taking 24 credits

Tuition Trends

FY 2019: **\$3,096**

FY 2020: **\$3,096**

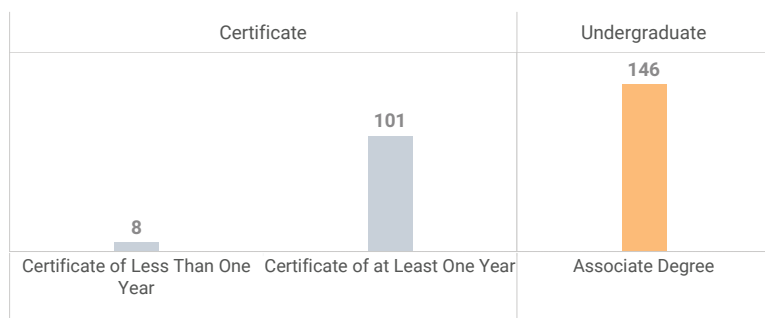
Median debt of students who have completed:

\$9,750

Median debt of students who left school without completing:

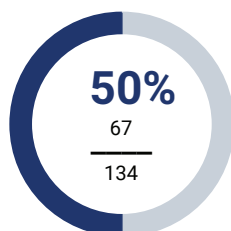
\$4,750

Degrees in Fiscal Year 2019



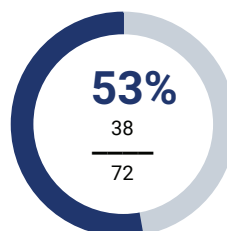
College of Eastern Idaho saw a 57 percent increase in the number of associate degrees awarded in FY 2019, up from 93 associate degrees in FY 2018.

Graduates within 100% of Time*



50% (67 out of 134) of total first-time, full-time undergraduate degree-seeking students at CEI graduated within two years in FY 2019.

Graduates within 150% of Time*



53% (38 out of 72) of total first-time, full-time undergraduate degree-seeking students at CEI graduated within three years in FY 2019.

**Reported graduation rates reflect calculations made in late summer 2019, which is prior to the calculation and submission of final rates for federal reporting (which will occur in early 2020). As such, the rates may differ slightly from the final reported graduation rates published in the future.*

The nearly 350-acre College of Southern Idaho (CSI) campus, in Twin Falls, was established in 1965. Satellite campuses operate in Burley, Hailey, Gooding, and Jerome. Students can choose from a wide range of transfer and career technical tracks with more than 120 program options ranging from short-term certificates to two-year associate degrees.

CSI is the first community college in the state of Idaho to offer a bachelor's degree in Advanced Food Technology.

Basic skills, workforce training, economic development, and enrichment programs are also available to students and, often, to community members.



\$14,426,700

of the general fund was appropriated to the College of Southern Idaho in FY 2020

\$3,360

was the cost of resident tuition and fees in FY 2020 for students taking 24 credits

Tuition Trends

FY 2017: **\$3,120**

FY 2018: **\$3,120**

FY 2019: **\$3,360**

FY 2020: **\$3,360**

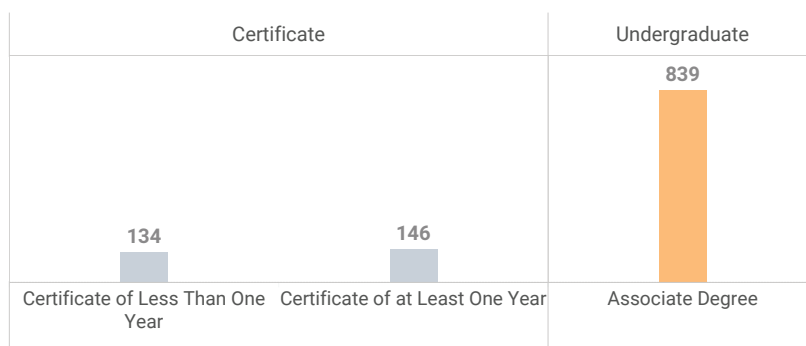
Median debt of students who have completed:

\$9,750

Median debt of students who left school without completing:

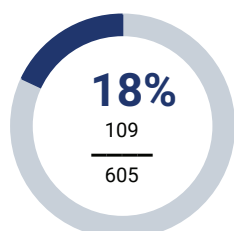
\$5,205

Degrees in Fiscal Year 2019



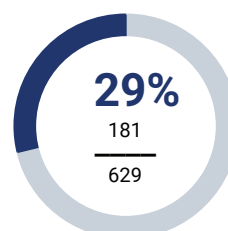
In FY 2019, most credentials awarded by the College of Southern Idaho were associate degrees. The College of Southern Idaho awarded the second-highest number of associate degrees out of all public postsecondary institutions in Idaho in FY 2019.

Graduates within 100% of Time*



18% (109 out of 605) of total first-time, full-time undergraduate degree-seeking students at CSI graduated within two years in FY 2019.

Graduates within 150% of Time*



29% (181 out of 629) of total first-time, full-time undergraduate degree-seeking students at CSI graduated within three years in FY 2019.

**Reported graduation rates reflect calculations made in late summer 2019, which is prior to the calculation and submission of final rates for federal reporting (which will occur in early 2020). As such, the rates may differ slightly from the final reported graduation rates published in the future.*

College of Western Idaho

The College of Western Idaho (CWI) is located in the Treasure Valley—the state’s cultural and economic hub—which is nationally recognized as a great place to live, work, and get an education. Celebrating 10 years of student success, CWI is the largest community college in Idaho.

Whether taking classes at the Boise-Nampa campus or online, CWI offers an affordable education with low cost per credit and access to scholarships and financial aid. With a full range of two-year degrees and career technical certificates that fully transfer to a university or directly into the workforce, the quality of education at CWI creates tremendous opportunities.



\$15,317,000

of the general fund was appropriated to the College of Western Idaho in FY 2020

\$3,336

was the cost of resident tuition and fees in FY 2020 for students taking 24 credits

Tuition Trends

FY 2017: **\$3,336**

FY 2018: **\$3,336**

FY 2019: **\$3,336**

FY 2020: **\$3,336**

Median debt of students who have completed:

\$9,000

Median debt of students who left school without completing:

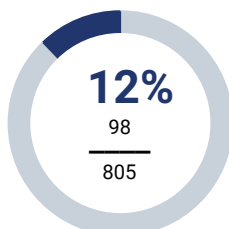
\$3,900

Degrees in Fiscal Year 2019



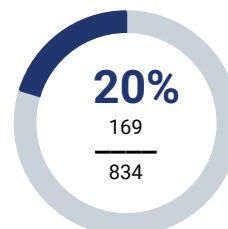
Out of all public postsecondary institutions in Idaho, the College of Western Idaho awarded the greatest number of associate degrees and certificates of less than one year in FY 2019.

Graduates within 100% of Time*



12% (98 out of 805) of total first-time, full-time undergraduate degree-seeking students at CWI graduated within two years in FY 2019.

Graduates within 150% of Time*



20% (169 out of 834) of total first-time, full-time undergraduate degree-seeking students at CWI graduated within three years in FY 2019.

**Reported graduation rates reflect calculations made in late summer 2019, which is prior to the calculation and submission of final rates for federal reporting (which will occur in early 2020). As such, the rates may differ slightly from the final reported graduation rates published in the future.*



North Idaho College

North Idaho College (NIC) meets the diverse educational needs of residents of Idaho's five northern counties with a relentless focus on the student experience.

As a comprehensive community college, NIC provides accessible, affordable, quality learning experiences, while offering the communities it serves opportunities for cultural enrichment, and civic and economic engagement.

Founded in 1933, with its main campus in Coeur d'Alene, NIC's commitment to student success, educational excellence, and lifelong learning is reflected in its state-of-the-art facilities and the wide spectrum of academic transfer and career and technical education programs it offers.



\$12,695,400

of the general fund was appropriated to North Idaho College in FY 2020

\$3,396

was the cost of resident tuition and fees in FY 2020 for students taking 24 credits

Tuition Trends

FY 2017: **\$3,288**

FY 2018: **\$3,360**

FY 2019: **\$3,396**

FY 2020: **\$3,396**

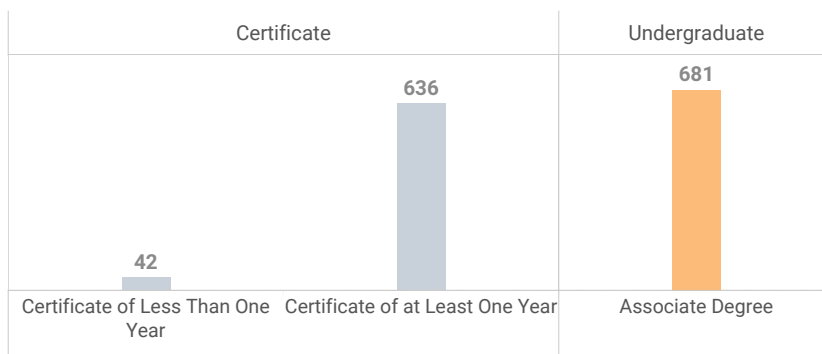
Median debt of students who have completed:

\$9,250

Median debt of students who left school without completing:

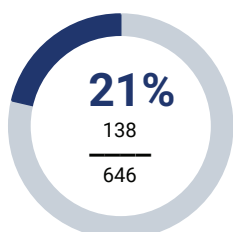
\$5,250

Degrees in Fiscal Year 2019



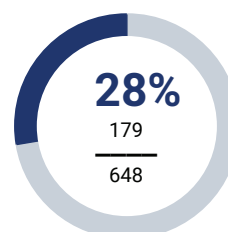
Out of all public postsecondary institutions in Idaho, North Idaho College awarded the greatest number of certificates of at least one year in FY 2019.

Graduates within 100% of Time*



21% (138 out of 646) of total first-time, full-time undergraduate degree-seeking students at NIC graduated within two years in FY 2019.

Graduates within 150% of Time*



28% (179 out of 648) of total first-time, full-time undergraduate degree-seeking students at NIC graduated within three years in FY 2019.

**Reported graduation rates reflect calculations made in late summer 2019, which is prior to the calculation and submission of final rates for federal reporting (which will occur in early 2020). As such, the rates may differ slightly from the final reported graduation rates published in the future.*

Want more data?

For answers, visualizations, and high-level synopses about education in Idaho go to:

boardofed.idaho.gov/data



Data Dashboard

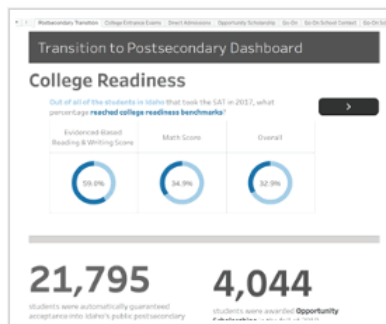
Menu

[HOME](#) > [DATA & RESEARCH](#) > DATA DASHBOARD

K-12 Education



Transition to Postsecondary



Postsecondary Education

