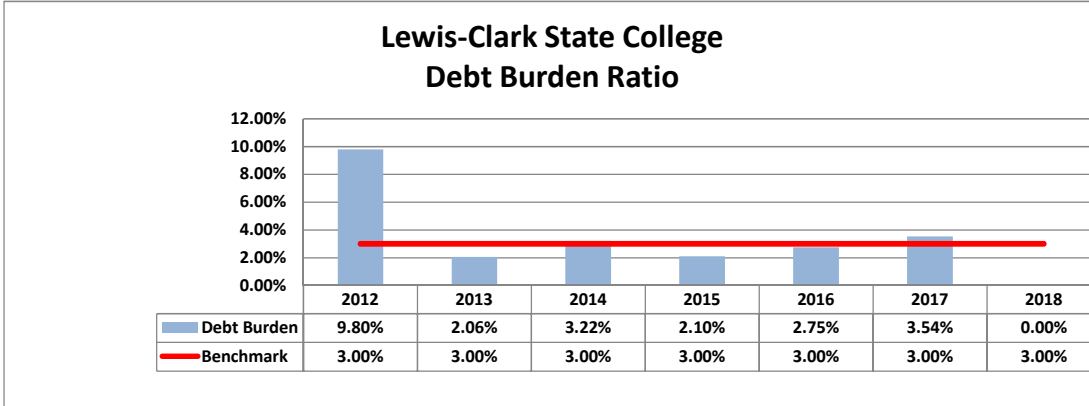
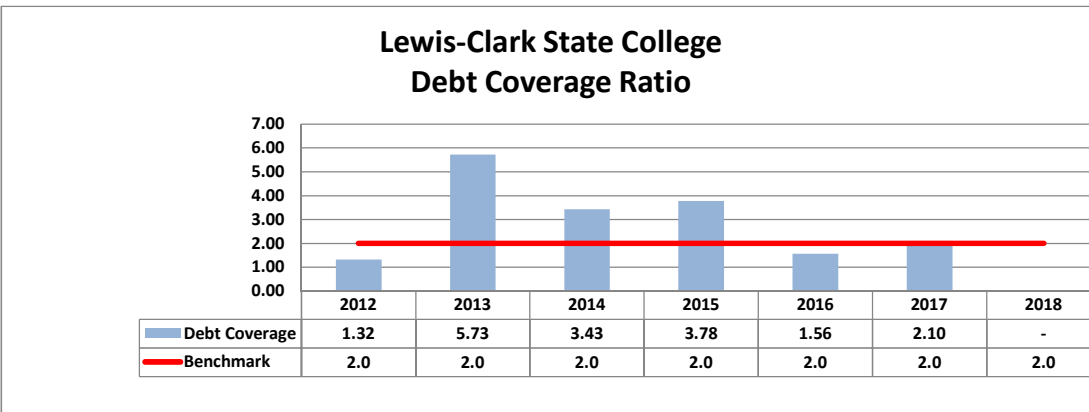


Lewis-Clark State College

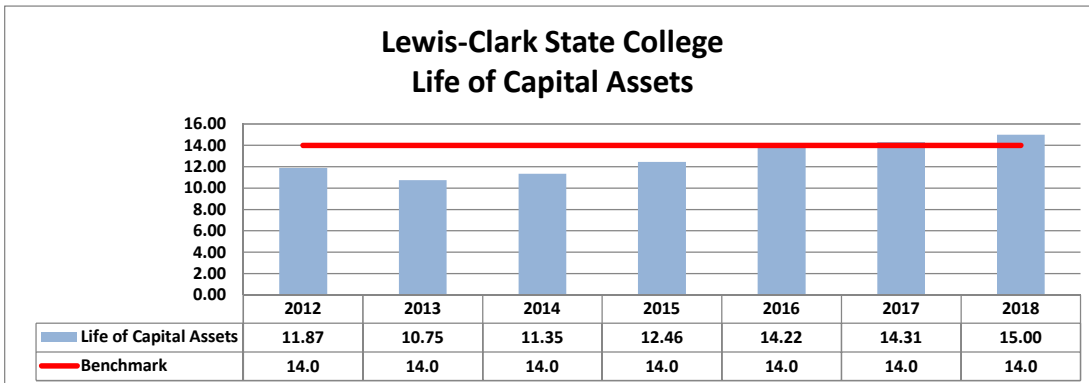
	2012	2013	2014	2015	2016	2017	2018	Benchmark
Debt Burden	9.80%	2.06%	3.22%	2.10%	2.75%	3.54%	0.00%	3.00%
Debt Coverage	1.32	5.73	3.43	3.78	1.56	2.10	-	2.00
Life of Capital Assets	11.87	10.75	11.35	12.46	14.22	14.31	15.00	10.00



Reflects reliance on borrowed funds as a source of funds.



Reflects ability of excess income over adjusted expenses to cover annual debt service payments



Higher ratio indicates more deferred reinvestment in plant facilities in the future