

A photograph of a woman with blonde hair, wearing a black blazer and a patterned scarf, smiling warmly. She is in a classroom, holding a small object in her hands. The background shows a bookshelf and a red chair.

Idaho's Approach to Accountability

Governor Little's Task Force For Education: Our Kids, Idaho's Future

July 1, 2019

Accountability – a new approach



- December 2015: Elementary Secondary Education Act reauthorized as Every Student Succeeds Act (ESSA)
- 2016 Development of Idaho's Accountability measures
 - *IDAPA Rule 08.02.03.112 established Idaho's Accountability Framework*
- 2016 – 2017 Development of Idaho's Consolidated State Plan (ESSA plan)

Idaho's Accountability System



Academic Indicators		
Schools serving K-8	High schools	Alternative high schools
ISAT proficiency*	ISAT proficiency*	ISAT proficiency*
ISAT growth*		
ISAT proficiency gap closure	ISAT proficiency gap closure	
Growth toward English Language proficiency*	Growth toward English Language proficiency*	Growth toward English Language proficiency*
English learner proficiency	English learner proficiency	English learner proficiency
Statewide K-3 Reading Assessment (IRI)		
	Graduation rate (4-year cohort)*	Graduation rate (4-year cohort)*
	Graduation rate (5-year cohort)	Graduation rate (5-year cohort)

Idaho's Accountability System



School Quality and Student Success Indicators

Schools serving K-8	High schools	Alternative high schools
Student survey*	Student survey	Student survey
Teacher survey	Teacher survey	Teacher survey
Parent survey	Parent survey	Parent survey
Communication with parents on student achievement	Communication with parents on student achievement	Communication with parents on student achievement
Students in grade 8 enrolled in pre-Algebra or higher class	Students in grade 9 enrolled in Algebra I or higher class	<u>Credit Recovery and Accumulation</u>
	College and career readiness - participation in advanced opportunities, earning industry recognized certifications, and participation in a recognized high school apprenticeship program.*	College and career readiness participation in advanced opportunities, earning industry recognized certifications, and participation in a recognized high school apprenticeship program.*

Accountability System Designed to...



- One accountability system to meet state and federal requirements
- Use multiple measures to differentiate schools
- Identify schools with low achievement and low or no growth in achievement for support and technical assistance
- Identify schools with graduation rates below 67 percent averaged over 3 years
- Identify schools with achievement gaps in at risk populations
- Recognize schools for top performance and reaching interim progress goals

Idaho's Plan in Action



- March 2018 - US Department of Education Approved Idaho's plan
- August 2018 - SDE implemented plan and identified schools under the new accountability system

Identification of Schools For Improvement



Identification category	# of K-8 schools identified	# of high schools identified	# of alternative high schools
CSI Up	22	5	2
CSI Grad	--	9	37

Consistently Underperforming Subgroups



Targeted Support and Improvement

- 247 Schools identified for at least one subgroup gap
- Achievement gap of 35 points for 3 consecutive years
- The most frequent groups identified were students with disabilities and English learners

Celebrating the Bright Spots



	# of K-8 schools	# of high schools	# of alternative high schools
Schools meeting 2018 goal in ELA (58.2%)	158	72	0
Schools meeting 2018 goal in Math (48.1%)	220	35	0
Schools meeting 2018 Graduation Rate Goal (82.2%)	NA	110	0
Schools meeting 2018 goal in English Language Learner growth to proficiency (51.46%)	215	15	0

Accountability = Transparency in reporting



- User friendly
- Graphically present data
- Provide trends
- Provide comparison
- Provide context
- Serve as a catalyst for conversations

Idaho School Report Card



www.idahoschools.org

www.sde.idaho.gov/assessment/accountability

<https://public.tableau.com/profile/idaho.assessment#!/>

Continuous Improvement



Annual update – August 15

- Improved search engine to identify schools with same name
- Filter by Legislative District
- Enhanced support/help tips
- Adding additional data
 - NAEP results
 - Redesigned Engagement page
 - Addition of parent & staff survey
 - Financial Data (January 2020)
- Ongoing development
 - Secure access for schools/districts
 - Ability for schools to 'tell their story'

Assessment in Accountability



The New IRI



- Istation's early reading assessments (ISIP™ ER) measure reading development for students in grades K through 3
- Computer adaptive assessment
- Administered to 87,929 students in Fall 2018

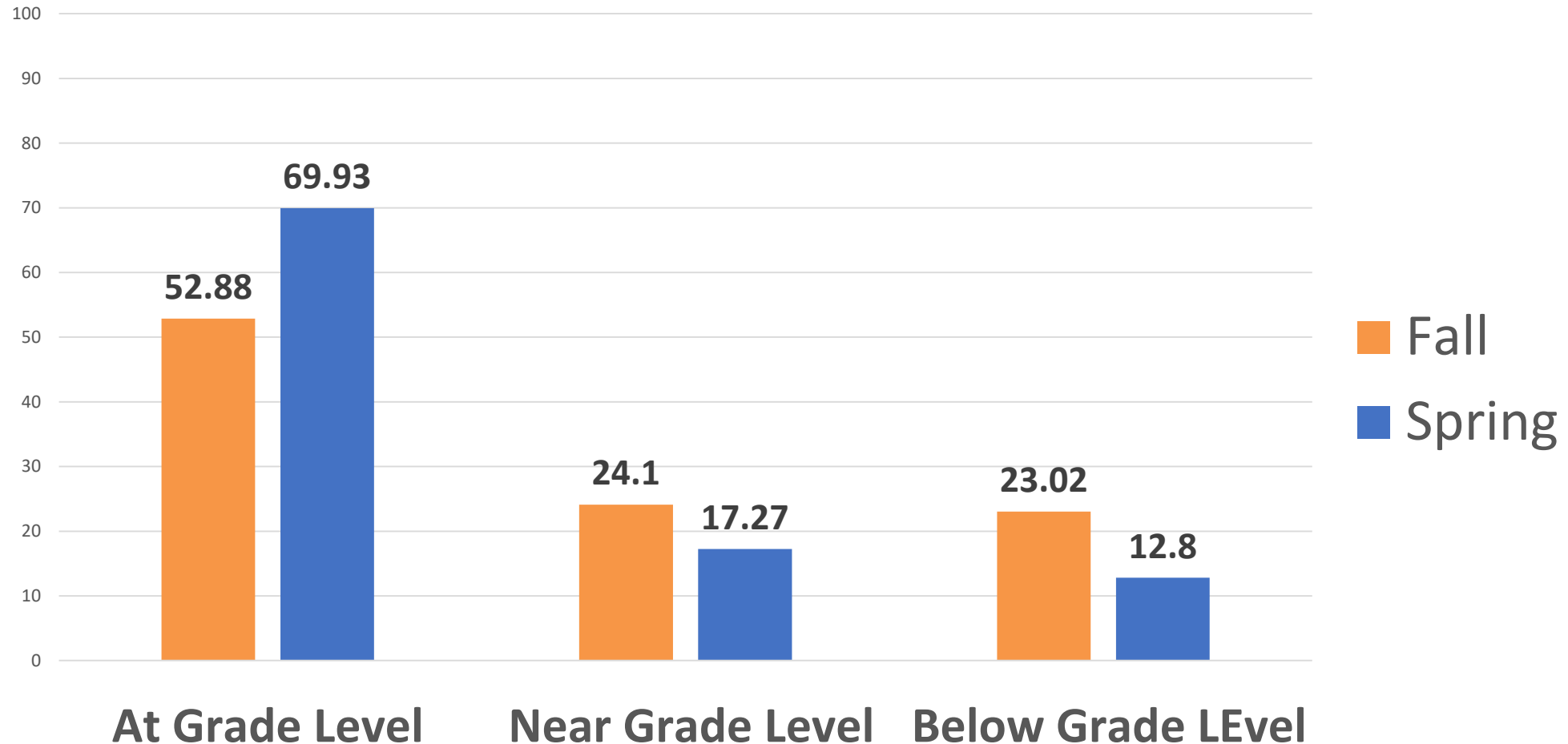


Grade	ISIP Subtest	Legacy IRI Subtest
Kindergarten	Letter Knowledge Phonemic Awareness Listening Comprehension Vocabulary	Letter Naming Fluency* Letter Sound Fluency
1 st	Letter Knowledge Phonemic Awareness Alphabetic Decoding Vocabulary Comprehension Spelling Text Fluency	Letter Sound Fluency* Reading Fluency
2 nd	Vocabulary Comprehension Spelling Text Fluency	Reading Fluency
3 rd	Vocabulary Comprehension Spelling Text Fluency	Reading Fluency

2018/2019 Preliminary IRI Results



2018-2019 Preliminary IRI Results



Idaho Standard Achievement Test



English Language Arts/Literacy & Mathematics

- New test in 2015
- Grades 3-8 and 10 (grades 9 and 11 are optional)

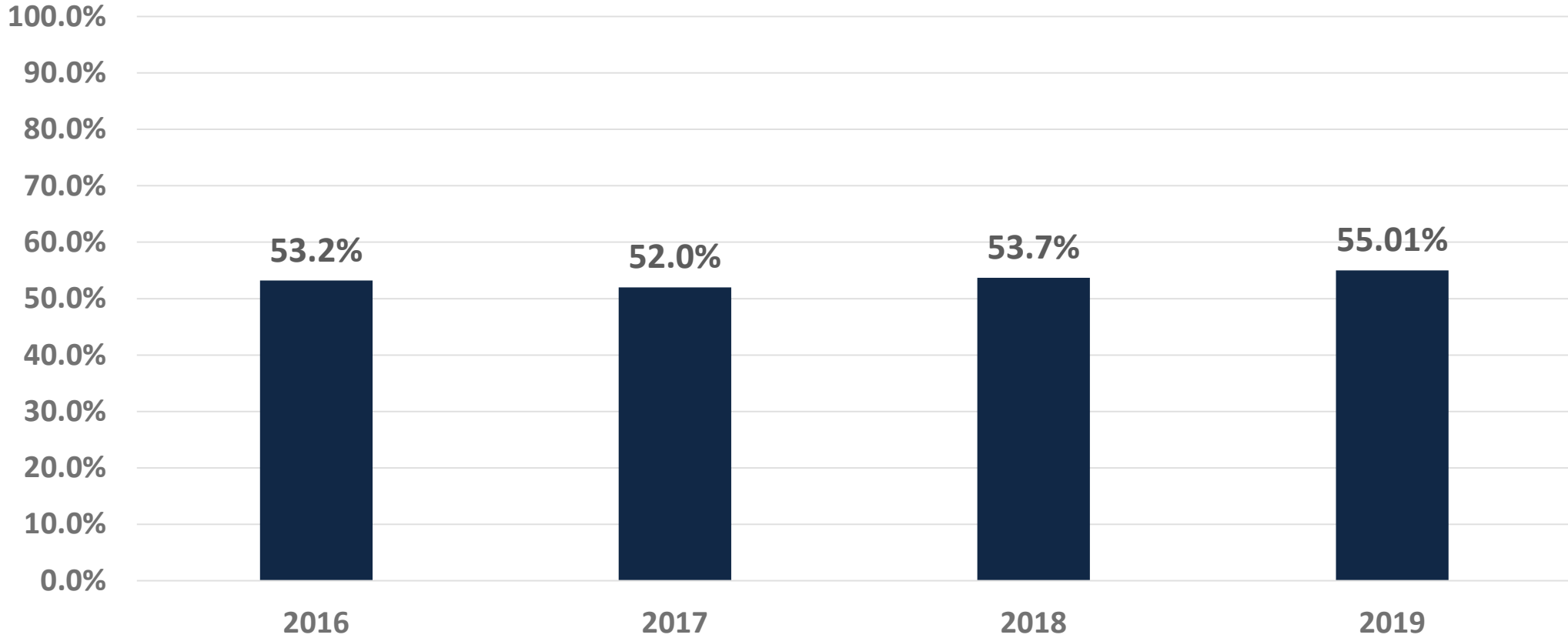
Science Assessment

- Developing a new assessment aligned to new standards
- Administered once in Elementary, Middle and High School
 - *Grades 5, Grade 8 and Grade 11

Spring 2019 Preliminary ISAT ELA/Literacy



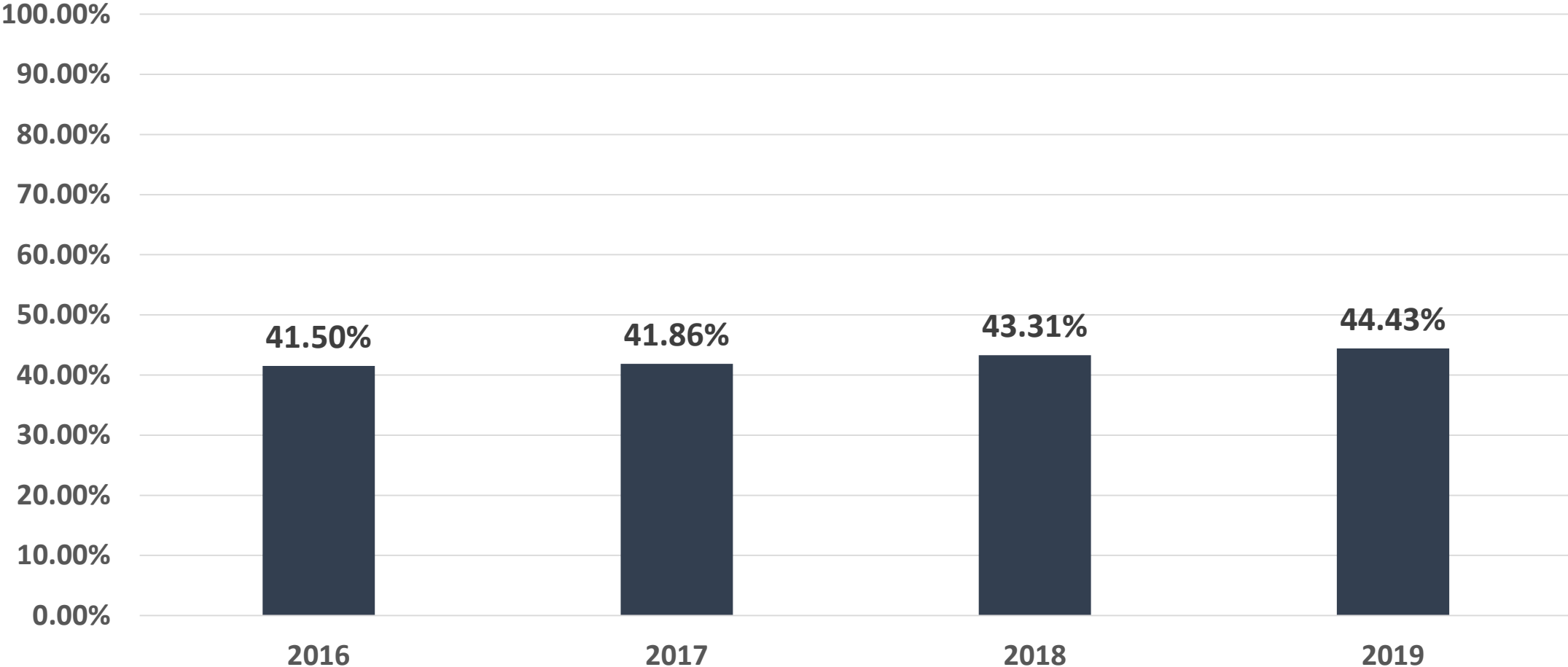
ISAT ELA 2016-2019



Spring 2019 Preliminary ISAT Math



ISAT Math 2016-2019



Spring 2019 Preliminary ISAT Results



ELA	2016	2017	2018	2019
Grade 3	49%	47%	50%	50%
Grade 4	50%	48%	50%	52%
Grade 5	54%	54%	55%	57%
Grade 6	51%	51%	54%	55%
Grade 7	53%	54%	54%	58%
Grade 8	54%	52%	54%	54%
Grade 10	62%	59%	59%	59%
Total	53.2%	52.0%	53.7%	55.01%

Math	2016	2017	2018	2019
Grade 3	52%	50%	52%	53%
Grade 4	47%	47%	48%	50%
Grade 5	40%	42%	42%	45%
Grade 6	39%	40%	44%	43%
Grade 7	42%	42%	44%	46%
Grade 8	38%	39%	40%	41%
Grade 10	31%	32%	33%	33%
Total	41.50%	41.86%	43.31%	44.43%

College Readiness Assessment



- High School Graduation Requirement
 - All students must participate in a college entrance exam (SAT or ACT)
- Idaho administers SAT School day in April since 2011
- PSAT offered to all sophomores in October

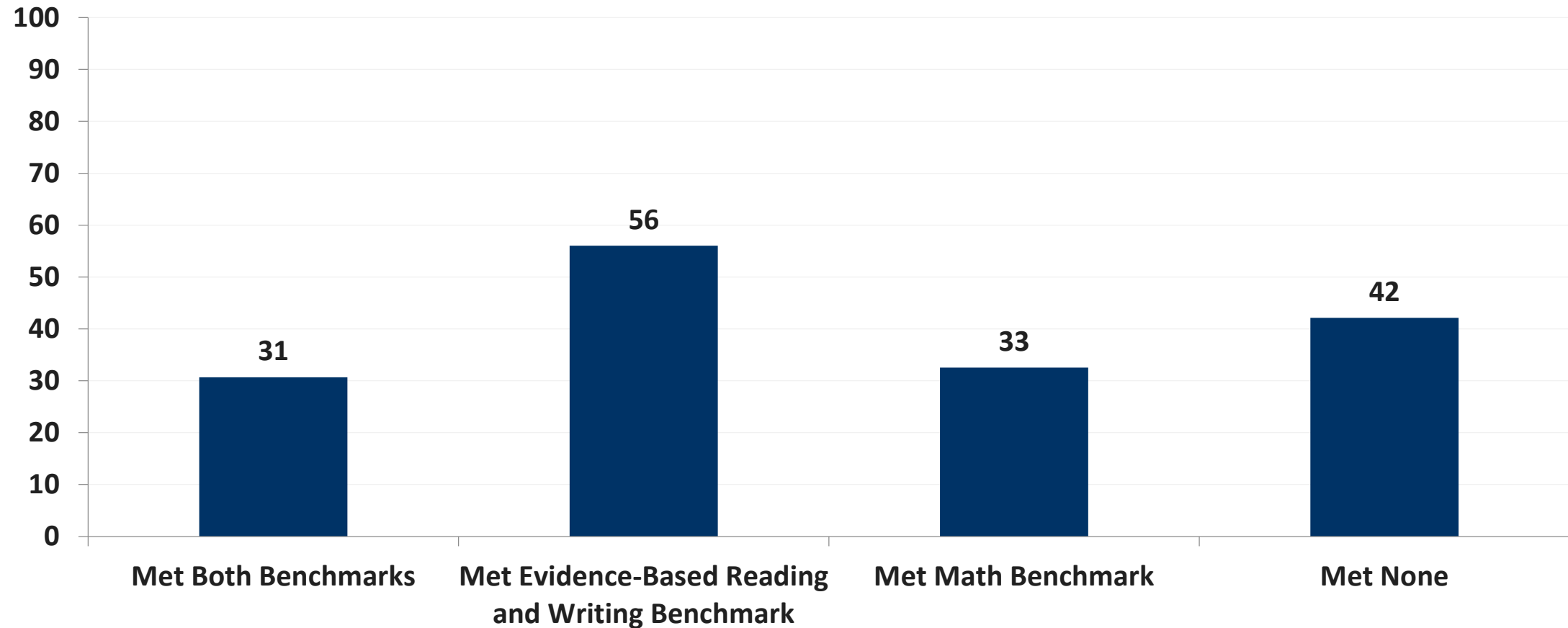
2019 SAT Results



Evidence-Based Reading and Writing	Math	Total Score
Idaho - Mean Scores in Section Area		
496	480	976
SAT College and Career Readiness Benchmark Values		
480	530	None. Benchmark values are not designed to be combined to create a composite benchmark.



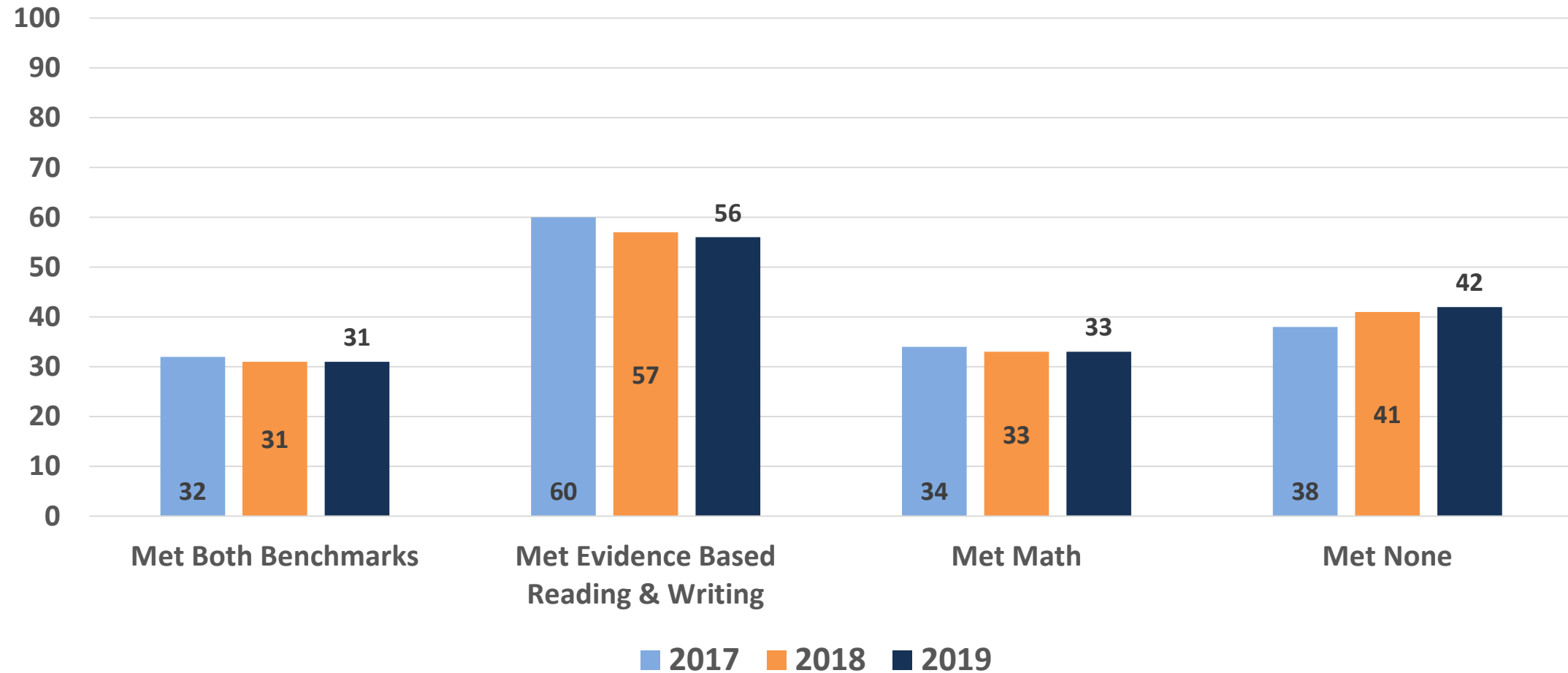
SAT School Day % Benchmark Attainment



2019 SAT Results



Idaho SAT School Day Performance



Questions



Karlynn Laraway | Director, Assessment & Accountability

208.332.6976

klaraway@sde.idaho.gov



Supporting Schools and Students to Achieve

SHERRI YBARRA, ED.S., SUPERINTENDENT OF PUBLIC INSTRUCTION