

Bruneau-Grand View

JOINT SCHOOL DISTRICT #365



Greatness starts with a
clear vision of the future.

Simon Sinek



Here's where we left off...



Recent Success

ISAT 2019

	Math				
Grade	2014-15	2015-16	2016-17	2017-18	2018-19
Prof. 3rd	32%	29%	19%	29%	41%
State Av	50%	52%	50%	52%	
Prof. 4th	30%	14%	15%	12%	36%
State Av	43%	47%	47%	48%	
Prof. 5th	26%	11%	20%	13%	21%
State Av	38%	40%	42%	42%	
Prof. 6th	10%	10%	3%	5%	19%
State Av	36%	39%	40%	44%	
Prof. 7th	19%	11%	14%	21%	30%
State Av	38%	42%	42%	44%	
Prof. 8th	0%	10%	9%	10%	23%
State Av	37%	38%	39%	40%	
Prof. 9th	5%	0%	21%	23%	13%
State Av	28	29%	30%	31%	
Prof. 10	0%	5%	13%	20%	16%
State Av	30%	31%	32%	33%	
Prof. 11	N/A	0%	N/A	N/A	15%
State Av		16%		N/A	

↑ 12% grade - all time high

↑ 24% grade, 7% cohort - all time high

↑ 8% grade, 9% cohort

↑ 14% grade, 6% cohort - all time high

↑ 9% grade, 25% cohort - all time high

↑ 13% grade, 2% cohort - all time high

↑ 3% cohort





Recent Success

ISAT 2019

	ELA				
Grade	2014-15	2015-16	2016-17	2017-18	2018-19
Prof. 3rd	37%	14%	19%	25%	35%
State Av	48%	49%	47%	50%	
Prof. 4th	22%	27%	11%	28%	39%
State Av	46%	50%	48%	50%	
Prof. 5th	22%	14%	25%	13%	42%
State Av	52%	54%	54%	55%	
Prof. 6th	16%	7%	13%	14%	35%
State Av	49%	51%	51%	54%	
Prof. 7th	19%	11%	4%	14%	30%
State Av	51%	53%	54%	54%	
Prof. 8th	5%	23%	33%	14%	27%
State Av	52%	54%	52%	54%	
Prof. 9th	10%	29%	38%	50%	27%
State Av	52%	54%	55%	57%	
Prof. 10	21%	20%	27%	52%	61%
State Av	60%	62%	59%	59%	
Prof. 11	N/A	18%	N/A	N/A	46%
State Av	N/A	39%	N/A		

↑ 10% grade

↑ 11% grade, 14% cohort - all time high

↑ 29% grade, 14% cohort - all time high

↑ 21% grade, 22% cohort - all time high

↑ 16% grade, 16% cohort - all time high

↑ 13% grade, 13% cohort

↑ 13% cohort

↑ 9% grade, 11% cohort - all time high



Bruneau-Grand View

JOINT SCHOOL DISTRICT #365

Recent Success

SAT COMPOSITE CHANGE 2017-2019

Type a school name here to search

NAMPA HIGH SCHOOL	71
CALDWELL SENIOR HIGH SCHOOL	-9
BUHL HIGH SCHOOL	-66
CANYON RIDGE HIGH SCHOOL	-40
RICHFIELD HIGH SCHOOL	-38
JEROME HIGH SCHOOL	-16
MELBA JUNIOR-SENIOR HIGH SCHOOL	-48
RICHARD MCKENNA CHARTER HIGH SCHOOL	-26
KELLOGG HIGH SCHOOL	-25
NORTH GEM HIGH SCHOOL	-38
CASTLEFORD HIGH SCHOOL	-70
PRIEST RIVER LAMANNA HIGH SCHOOL	-72
RIMROCK JUNIOR-SENIOR HIGH SCHOOL	+53
ANOTHER CHOICE VIRTUAL CHARTER SCHOOL	+16
ISUCCEED VIRTUAL HIGH SCHOOL	-9
SHOSHONE MIDDLE - HIGH SCHOOL	-9
KAMIAH HIGH SCHOOL	-95
IDAHO VISION ALTERNATIVE HIGH SCHOOL	0
GLENNS FERRY HIGH SCHOOL	-16
PAYETTE HIGH SCHOOL	-34



Recent Success

Idaho Reading Indicator

Kinder	1st	2nd	3rd
100%	88%	52%	71%

+7%



+30%



+21%



This did not happen by chance

You made the decision to take it
seriously, and show what you know.

As a result, people are taking note of what
you're accomplishing here at Rimrock.

You're bringing Rimrock Pride
back into your school & your community.

Don't stop - keep going. Keep growing. We're proud of you.

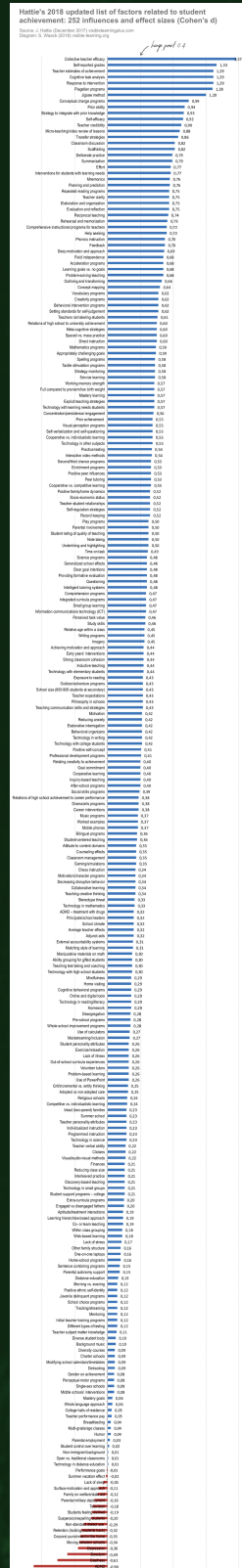


Bruneau-Grand View

JOINT SCHOOL DISTRICT #365

Hattie's 2018 updated list of factors related to student achievement: 252 influences and effect sizes (Cohen's d)

Source: J. Hattie (December 2017) visiblelearningplus.com
Diagram: S. Waack (2018) visible-learning.org



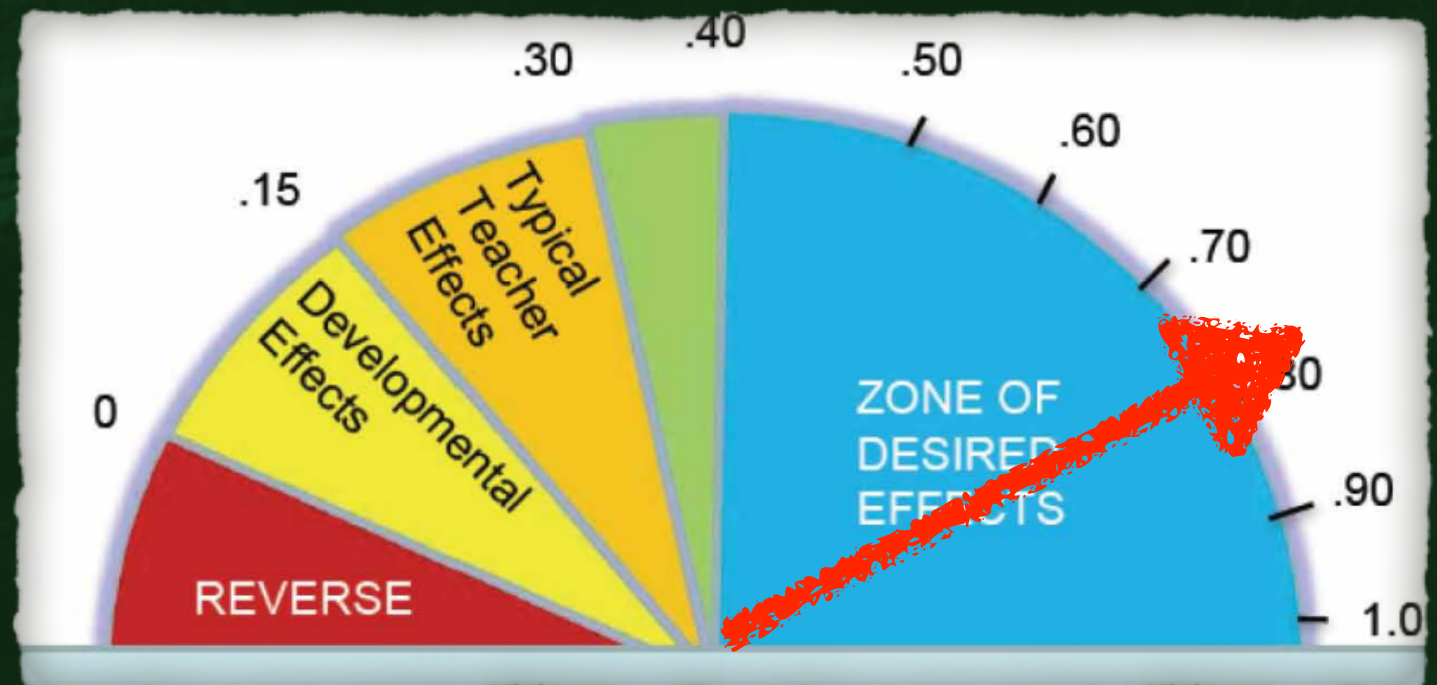


Bruneau-Grand View
JOINT SCHOOL DISTRICT #365

Effort

0.77 effect size

Students see they can “control” their academic outcomes based on the effort they exert. Students have a learned belief that they can succeed as learners. This happens when students receive support, aren’t penalized when they don’t meet the target on the first try (A,B not yet), and can point to experiences when persistence paid off





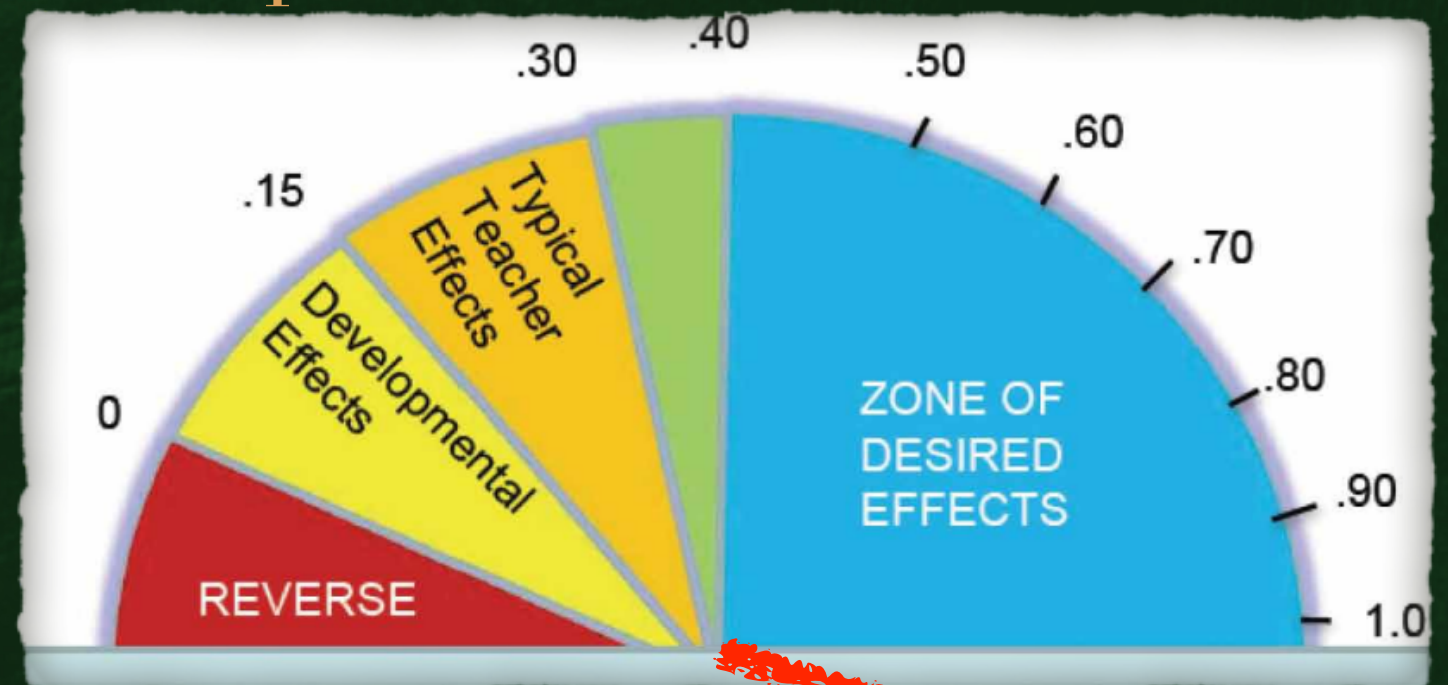
Bruneau-Grand View
JOINT SCHOOL DISTRICT #365

Collective Teacher Efficacy

1.57 effect size

As teachers, we understand that what we do, matters.
We own the fact that our attitudes and mindsets
effect our behavior and have a profound influence on
your success as students.

We believe in you.
We believe in ourselves.
We know we make a
difference in your life.



This did not happen by chance

	Math				
Grade	2014-15	2015-16	2016-17	2017-18	2018-19
Prof. 3rd	32%	29%	19%	29%	41%
State Av	50%	52%	50%	52%	
Prof. 4th	30%	14%	15%	12%	36%
State Av	43%	47%	47%	48%	
Prof. 5th	26%	11%	20%	13%	21%
State Av	38%	40%	42%	42%	
Prof. 6th	10%	10%	3%	5%	19%
State Av	36%	39%	40%	44%	
Prof. 7th	19%	11%	14%	21%	30%
State Av	38%	42%	42%	44%	
Prof. 8th	0%	10%	9%	10%	23%
State Av	37%	38%	39%	40%	
Prof. 9th	5%	0%	21%	23%	13%
State Av	28	29%	30%	31%	
Prof. 10	0%	5%	13%	20%	16%
State Av	30%	31%	32%	33%	
Prof. 11	N/A	0%	N/A	N/A	15%
State Av		16%		N/A	

SAT COMPOSITE CHANGE 2017-2019

CALDWELL SENIOR HIGH SCHOOL	-9	←
BUHL HIGH SCHOOL	-66	←
CANYON RIDGE HIGH SCHOOL	-40	←
RICHFIELD HIGH SCHOOL	-38	←
JEROME HIGH SCHOOL	-16	←
MELBA JUNIOR-SENIOR HIGH SCHOOL	-48	←
RICHARD MCKENNA CHARTER HIGH SCHOOL	-26	←
KELLOGG HIGH SCHOOL	-25	←
NORTH GEM HIGH SCHOOL	-38	←
CASTLEFORD HIGH SCHOOL	-70	←
PRIEST RIVER LAMANNA HIGH SCHOOL	-72	←
RIMROCK JUNIOR-SENIOR HIGH SCHOOL	+53	→
ANOTHER CHOICE VIRTUAL CHARTER SCHOOL	+16	→
ISUCCEED VIRTUAL HIGH SCHOOL	-9	←
SHOSHONE MIDDLE - HIGH SCHOOL	-9	←
KAMIAH HIGH SCHOOL	-95	←
IDAHO VISION ALTERNNATIVE HIGH SCHOOL	0	
GLENNS FERRY HIGH SCHOOL	-16	←
PAYETTE HIGH SCHOOL	-34	←

	ELA				
Grade	2014-15	2015-16	2016-17	2017-18	2018-19
Prof. 3rd	37%	14%	19%	25%	35%
State Av	48%	49%	47%	50%	
Prof. 4th	22%	27%	11%	28%	39%
State Av	46%	50%	48%	50%	
Prof. 5th	22%	14%	25%	13%	42%
State Av	52%	54%	54%	55%	
Prof. 6th	16%	7%	13%	14%	35%
State Av	49%	51%	51%	54%	
Prof. 7th	19%	11%	4%	14%	30%
State Av	51%	53%	54%	54%	
Prof. 8th	5%	23%	33%	14%	27%
State Av	52%	54%	52%	54%	
Prof. 9th	10%	29%	38%	50%	27%
State Av	52%	54%	55%	57%	
Prof. 10	21%	20%	27%	52%	61%
State Av	60%	62%	59%	59%	
Prof. 11	N/A	18%	N/A	N/A	46%
State Av	N/A	39%	N/A		