



Idaho State
Board of Education

2023

THE FACTS

Facts about Idaho's public education system

650 West State Street, Suite 307
Boise, ID 83702

<https://boardofed.idaho.gov>

208-334-2270
board@edu.idaho.gov

PUBLISHED JANUARY 2024

Message From the President

By Dr. Linda Clark, President, Idaho State Board of Education



The Idaho Constitution states, "The general supervision of the state educational institutions and public school system... shall be vested in a state board of education." This is unique as most states have a K-12 Board of Education and multiple independent boards to govern their higher education institutions.

I have worked in Idaho's public education system for over 50 years, and I am honored to be serving as president of the State Board of Education for the second time.

From this perspective, I am confident to say that recent years, since the onset of the pandemic, have been the most challenging years that our system, our students and our parents have ever faced.

Things are looking up. Our schools are employing innovative techniques to improve reading skills; the Empowering Parents grant program is assisting thousands of students; Idaho LAUNCH promises to increase access to career-focused education and training, and resident enrollment improved this fall at most of Idaho's public colleges and universities.

These improvements and programs are outgrowths of the State Board's three top priorities focused on improving student achievement in kindergarten through 3rd grade literacy, middle grade math (grades 5 through 9), and high school graduation and postsecondary education and training.

GROWTH TOWARD PROFICIENCY

Educators and policymakers talk a lot about "proficiency" as it relates to literacy in the early grades and the high-stakes testing involved to measure it. While proficiency is certainly important, what often gets lost is another important metric – and that is growth towards proficiency.

Tests such as the Idaho Reading Indicator (IRI) are simply snapshots in time. The more important metric is measuring growth towards proficiency over time, which provides more accurate measurement of where students are and what is needed to help them improve or sustain their reading skills.

There are many Idaho schools that have taken this to heart, and they are showing exceptional growth rates – in some cases students reading at grade level at these schools increased by 30 percentage points or more in one school year.

We have encouraged school district trustees and administrators to reach out to these schools to learn more about what they are doing and how they can enact similar approaches in their own schools.

I also believe the over 25,000 Idaho families who received Empowering Parents grants this past year are better positioned to assist their students, especially those affected by learning loss during the pandemic.

MIDDLE GRADES MATH

Another challenge we face is a trend indicating nearly all students, even the top performers, are showing a reduction in their math skills starting in fifth grade and extending through the ninth grade.

These skills are critical for students to be successful in higher level math courses in high school and college, so we are actively working to identify effective and high-impact math standards, curriculum, teacher training and instructional techniques that should be replicated. A work group of practitioners has undertaken this work and will soon make recommendations for improvement to the Board.

HIGH SCHOOL GRADUATION AND POSTSECONDARY EDUCATION AND TRAINING

One in five of Idaho's high school students did not graduate last year. The graduation rate is even lower for students who are economically disadvantaged, disabled, or in foster care. Other factors that impact graduation rates are student ethnicity and gender.

The Idaho Digital Learning Alliance, and several school districts are addressing this through "credit recovery" courses enabling students to turn failed classes into successful ones. This is one example of the strategies now in place to help in improving our high school graduation rate.

An educated workforce will be more important than ever to sustain a healthy and strong state economy. Thousands of students from all over Idaho have submitted LAUNCH applications. Many of these are students who might not otherwise pursue more education or training after high school.

At the beginning, I noted that this is a time of tremendous challenge in education. I would submit that it is also a time of tremendous opportunity. The Idaho State Board of Education is committed to seizing that opportunity to make significant changes in our unique system.

We are focused on harnessing our uniqueness to ensure that Idaho's system of public education is the strongest it can be. To this end, we are examining many elements of the system – even beyond our three main goal areas. Education in Idaho must provide the instruction and training needed to ensure every student demonstrates academic progress every year and leaves our system with strong skills and knowledge to meet the challenges of the "4th R" – reality. The futures of our students, their families, and the economy of Idaho depend on it.

"The Facts" is designed to present important data about public education in Idaho along with an update on Board initiatives. The state of public education in Idaho is strong and continuing to improve. I would be remiss if I didn't end by thanking our Governor and our Legislature for their public education investments in recent years that are making a difference for students throughout our state.

Board Members & Governance



Dr. Linda Clark
President
Boise, ID

William G. Gilbert, Jr.
Vice President
Boise, ID

Debbie Critchfield, Supt. of Public Instruction
Secretary
Oakley, ID

Cally J. Roach
Fairfield, ID

Cindy Siddoway
Terreton, ID

Shawn Keough
Sandpoint, ID

Kurt Liebich
Boise, ID

Dr. David Hill
Boise, ID

Idaho Constitution Article IX, Section 2*
Idaho Code §§ 33-101, 107

Executive Agencies

Office of the State Board of Education
Executive Director
Matt Freeman
Idaho Code § 33-102A

Idaho Department of Education
Superintendent of Public Instruction
Debbie Critchfield
Idaho Code § 33-125

Agencies

Division of Career Technical Education
Administrator
Dr. Clay Long
Idaho Code § 33-2202

Division of Vocational Rehabilitation
Administrator
Jane Donnellan
Idaho Code § 33-2303

Idaho Public Television
General Manager
Jeff Tucker
S1476 (1982)

Public Charter School Commission
Director
Jacob Smith
Idaho Code § 33-5213

Four-Year Institutions

Boise State University
President
Dr. Marlene Tromp
Idaho Code § 33-4002

Idaho State University
President
Dr. Robert Wagner
Idaho Code § 33-3003

Lewis-Clark State College
President
Dr. Cynthia Pemberton
Idaho Code § 33-3102

University of Idaho
President
C. Scott Green
Idaho Code § 33-2802

Two-Year Institutions**

College of Eastern Idaho
President
Dr. Rick Aman
Idaho Code § 33-101

College of Southern Idaho
President
Dr. L. Dean Fisher
Idaho Code § 33-101

College of Western Idaho
President
Gordon Jones
Idaho Code § 33-101

North Idaho College
President
Dr. Nick Swayne
Idaho Code § 33-101

*"The general supervision of the state educational institutions and public school system of the state of Idaho, shall be vested in a state board of education, the membership, powers and duties of which shall be prescribed by law."

**Each community college has its own locally elected board of trustees.

Board Initiatives, Programs, & Resources



KEEPING STUDENTS SAFE

The Idaho School Safety and Security Program Keeps Idaho Students Safe

Managing a Statewide Safety Tipline

Students and others can report safety concerns through the statewide “See, Tell, Now!” tipline. Call the tipline at 888-593-2835 or file a report online by visiting: [SeeTellNow.com](https://www.seeTellNow.com)

Conducting On-Site Safety and Security Assessments

Employees of the program conduct on-site assessments of schools to identify potential vulnerabilities. Within the last assessment cycle, employees conducted over 700 assessments. Learn more about the assessments by visiting: SchoolSafety.dbs.idaho.gov/assessments-inspections/

Securing Our Future Grants

The program administered \$20 million for meaningful, durable and demonstrated-effective security improvements at all public schools.

Supporting Education Staff

Through the program, education staff gain access to safety and security experts and learn best practices to improve school safety.

CONNECTING IDAHOANS TO CAREERS

Next Steps Idaho Simplifies College and Career Exploration and Supports Idaho LAUNCH

NextSteps.Idaho.gov is a one-stop website Idahoans can use to research careers and learn about the training and education needed to get their dream job. The site was built and is maintained by the Office of the Idaho State Board of Education, in partnership with the Idaho Workforce Development Council. Designed to support Idahoans of all ages, it hosts interest and skills assessments; career exploration tools; in-state and national program and school directories; financial aid opportunities; and interactive step-by-step guides to help site users take their next step. The site is also the primary source for up-to-date information about Governor Brad Little’s Idaho LAUNCH grant program, including eligibility requirements and approved in-demand careers and training programs, as well as the link to Scholarship Idaho, where students submit their applications.

Support for Idaho LAUNCH

Idaho LAUNCH is Governor Brad Little’s signature initiative for ensuring that Idaho students receive the credentials and skills needed to join Idaho’s workforce. While the Idaho Workforce Development Council has primary responsibility for administering Idaho LAUNCH, Board staff provide considerable logistic and technical support including extensive modification of existing web applications, and expertise in implementation, communication, and college and career advising strategies.



Board Initiatives, Programs, & Resources

ADVANCING EDUCATIONAL ATTAINMENT

Idaho Campus Choice Proactively Admits Idahoans to College and Training Programs

Idaho Campus Choice (formerly Direct Admissions Idaho) proactively admits ALL Idaho public high school seniors to at least six Idaho public colleges and universities each year. An annual Board-approved benchmark determines each student's admission eligibility; for the 2023-2024 academic year that benchmark was a 2.6 unweighted high school GPA.

In 2023, over 24,000 Idaho high school seniors received their invitation by mail or were able to view it by creating an Apply Idaho account through [NextSteps.Idaho.gov](https://nextsteps.idaho.gov). All notifications encourage students to research the academic and career technical programs offered at Idaho community colleges and universities.

NOTE: Idaho Campus Choice recipients are still obligated to "claim their spot" by submitting an admission application to the institution of their choice by June 30, 2024.

Apply Idaho Makes Applying to Postsecondary Institutions Easier

Apply Idaho is a free, common application platform for up to ten Idaho colleges. Open October through June, this application is ONLY available to current-year Idaho high school seniors.

Each year, more than 12,000 Idaho seniors (consistently over 50% of the statewide cohort) use this platform to apply to Idaho's public colleges and universities. This online application

process is secure and streamlined, typically taking only five minutes to complete.

Scholarship Idaho Streamlines Applications to Idaho's State-Managed Scholarships

Scholarship Idaho is a single, common application for eight state-managed scholarships. Eligibility is determined in real-time and backed by school-reported data.

As of November 2023, over 9,000 students (of all ages) used Scholarship Idaho to apply for financial aid to support their in-state college or career school ambitions. Approximately 61% of these students applied for the state's largest scholarship fund—the Idaho Opportunity Scholarship.

Counselor Suite Idaho Helps Counselors Help Students

Counselor Suite Idaho provides easy-to-read tables and data visualizations that document students' progress toward continuing education "checkpoints." The Suite evaluates student preparedness and potential for a postsecondary transition using four unique metrics: 1) completion of the Free Application for Federal Student Aid (FAFSA), 2) type of Idaho Campus Choice letter received, 3) submission of one or more Apply Idaho applications, and 4) completion of one or more Scholarship Idaho applications.

This platform is not available to students; it is only available to high school counselors, career and college advisors, TRiO advisors, GEAR UP coordinators, and/or administrative or teaching faculty who are responsible for the career readiness of Idaho high school seniors.



Board Initiatives, Programs, & Resources

REMOVING BARRIERS TO POSTSECONDARY EDUCATION



Online Idaho Increases Higher Education Access

Online Idaho is a digital campus collaboratively built by Idaho's eight public institutions and the Board of Education to increase access to postsecondary learning opportunities, accommodate all learners regardless of their circumstances, advocate for effective and quality online instruction, and pioneer pathways toward lifelong learning and earning. The initiative has secured access to a statewide learning management system and other common learning tools, launched a one-stop catalog for finding and registering for fully online learning opportunities, and sponsored the development of exciting new learning pathways that span the expertise of Idaho's colleges and universities. Learn more at Online.Idaho.edu

Project Z Degree Increases Higher Education Affordability

Project Z Degree is a legislative-funded initiative that supports community colleges to develop two-year pathways that have very low or zero costs for instructional materials like textbooks. Collectively, Idaho community colleges have developed and launched eleven Z Degrees using a variety of approaches, including Open Educational Resources (OER). The colleges have reported savings of over \$665K for nearly 5,800 students in one year. These savings and impacts will multiply over time across semesters and institutions.

OPTIMIZING DELIVERY OF INSTITUTION SUPPORT

System-level Auditing and Risk Management Creates Efficiencies

In 2018, then-governor Butch Otter directed the Board to seek savings by shifting into a "centralized and standardized support system" for the four-year postsecondary institutions. In 2020, the Board approved systemization of the institutions' Internal Audit and Risk Management functions. In FY 2023, a Chief Audit Executive transferred to the Office of the State Board of Education and the Board Office hired a Systemwide Risk Manager. Institutional Internal Audit personnel transferred to the Board Office in FY 2024. Risk Management personnel are expected to transfer to the Board Office in FY 2025.

Internal Audit provides independent and objective assurance and advisory services to the Board and to the four-year postsecondary institutions. Internal Audit performs financial, operational and compliance related audits. It also performs IT audits; advises on policy and procedure; and investigates allegations of fraud, waste, and abuse. Systemization has strengthened the independence of this important governance function, increased consistency in audits across the system, and provided significant efficiency gains on individual audits. In FY 2023, Internal Audit delivered approximately 15,100 direct hours to the system.

The Systemwide Risk Manager will develop a plan to implement a strategic risk management model in collaboration with the four-year postsecondary institutions with a goal of moving toward an enterprise risk management model.

Board Initiatives, Programs, & Resources

IMPROVING THE COLLECTION AND USE OF EDUCATION DATA FOR DECISION-MAKING

The Education Data Services Team Maintains a Data Pipeline

Expediting Data Submissions

Before data can be used, it must be collected. Education Data Services staff provide data submission support to K-12 Local Education Agencies (LEAs) and postsecondary institutions. Dedicated staff and comprehensive documentation are available to assist users as they submit data. Furthermore, staff have developed tools to help LEAs more easily access or visualize their submitted data. This reduces the burden of data submission and improves the quality of data received.

Enabling Access to Data

Developers create and maintain approximately 80 web applications used by the Board Office and its agencies as well as by LEAs, educators, students, and other stakeholders. Some web applications, such as Apply Idaho, Counselor Suite Idaho, and Scholarship Idaho, facilitate the progression of students from high school to college. Other key applications, such as the Migrant Student Information System (MSIS) and the Child Nutrition Programs Direct Certification application, support LEAs in serving Idaho's most vulnerable students. Additional systems provide the necessary reports and structures to facilitate public school funding calculations and to manage the placement and movement of educators on the Career Ladder. Numerous other applications provide additional data to stakeholders to allow for compliance monitoring and informed decision making, as well as facilitate many essential programs that provide funding or services to schools and students.

Modernizing the K-12 Data System

K-12 student-level data is submitted to the state through the Idaho System for Educational

Excellence (ISEE). These data support budgeting processes and deliver information to educational stakeholders to enable decision making. An extensive modernization, which will allow for more efficient collection, use, and transparency, of the system is planned.

The Idaho State Board of Education Data Application Showcases Data and Research

Visualizing Data

[Dashboard.BoardofEd.Idaho.gov](https://dashboard.boardofed.idaho.gov) is the Idaho State Board of Education's Data Application. It offers data visualizations about measures ranging from the college-going rates of high school students to the graduation rates of postsecondary students. Users can put these measures into context by viewing the same measures for similar high schools and postsecondary institutions.

Linking to EVAAS

The Board's Data Application provides a link to Education Visualization and Analytics Solution (EVAAS). EVAAS is a data visualization tool based on a value-added statistical model developed at the University of Tennessee, Knoxville. EVAAS reports provide unique data points on the IRI and ISAT statewide assessments that are not available elsewhere, such as district and school trend data and measures of students' progress over time, including projections on students' likelihoods to meet proficiency in the future. The data available in EVAAS can be used in combination with other metrics to design instruction to meet student needs.

Highlighting Annual and Special Reports

The "Reports and Publications" page of the Data Application features research done by the Office of the Board to support Board decision making. The most recent reports include an evaluation of the Opportunity Scholarship program as well as documentation of workforce participation by graduates from Idaho's postsecondary institutions.

Empowering Parents Grant Program

What Is the *Empowering Parents Grant Program*?

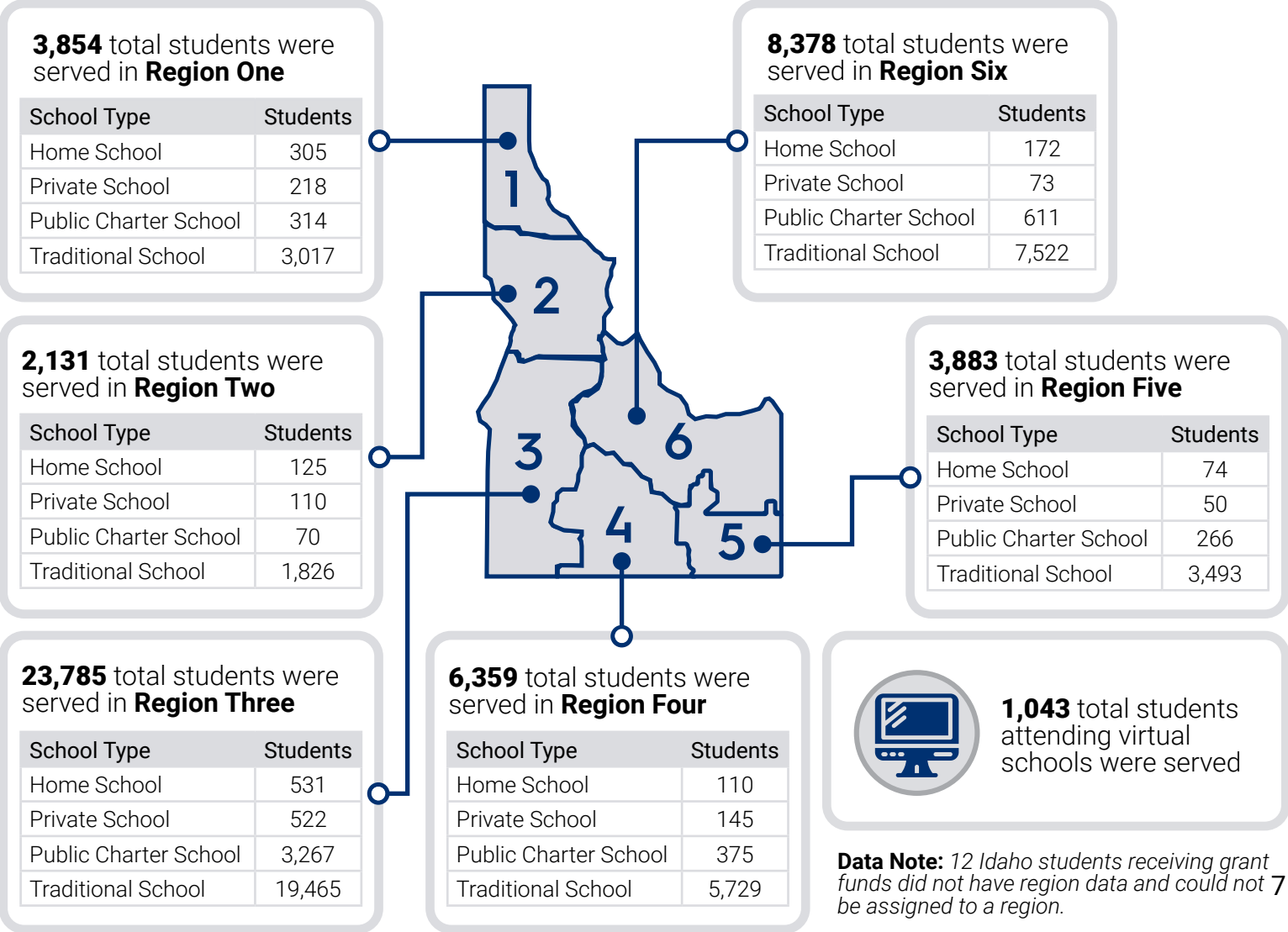
The Empowering Parents Grant Program, created by the Legislature and Governor Brad Little, gives families the ability to choose and purchase educational products and services to support their children’s unique academic paths. This successful school choice program is open to all school age (K-12) children of Idaho residents. Parents must first apply for the awards which are then prioritized based on a family’s previous year’s adjusted gross income (AGI) as verified by the Idaho Tax Commission. Grant awards are limited to \$1,000 per award and three awards per family.

During the 2022-2023 school year, 49,445 students were awarded grants and \$49,445,000 in funding was distributed. Another \$30,000,000 has been allocated for the 2023-2024 school year.

72% of students funded by the Empowering Parents Grant in FY 2023 are from families with an adjusted gross income (AGI) of less than \$60,000.

Adjusted Gross Income (AGI) of Family Served	Number of Students Served
AGI under \$60,000	35,772
AGI between \$60,000 and \$75,000	2,548
AGI \$75,000 or more	11,125

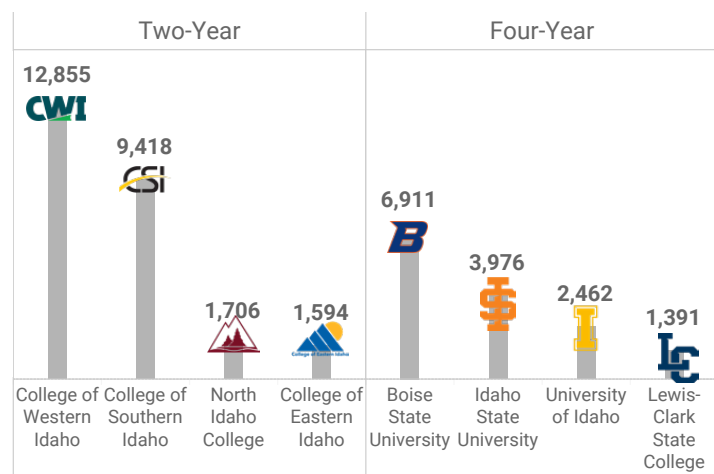
Students Served by the Program During the 2022-2023 School Year



Dual Credit

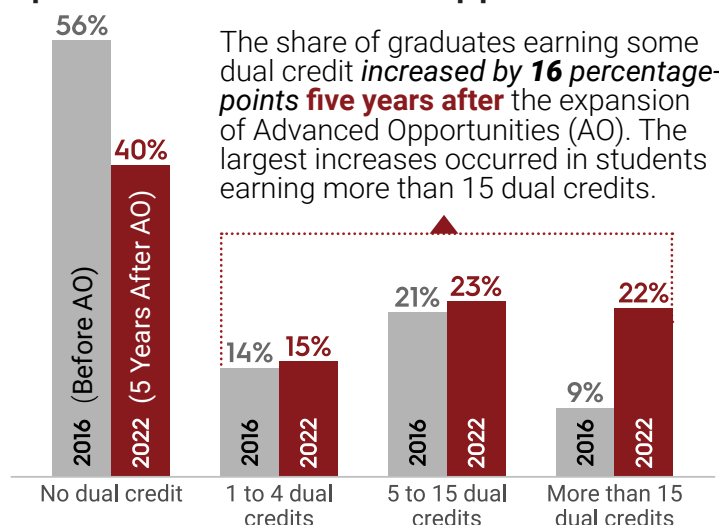
Starting in fiscal year 2017, each Idaho public school student in seventh through twelfth grades was given access to \$4,125 for Advanced Opportunities such as dual credit. Since then, more students are graduating with dual credit.

Students Who Earned Dual Credit at Each Institution in FY 2023*

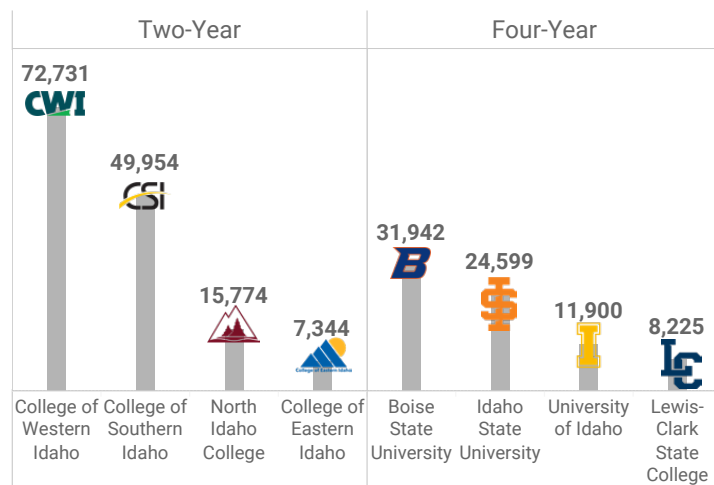


*Students could be duplicated across institutions

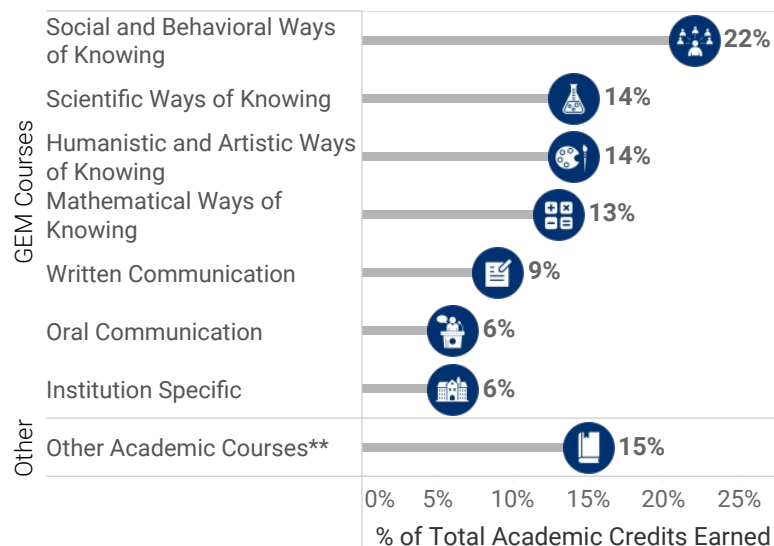
Share of Graduates Earning Different Amounts of Dual Credit Before and 5 Years After the Expansion of Advanced Opportunities



Academic Dual Credits Earned at Each Institution in FY 2023

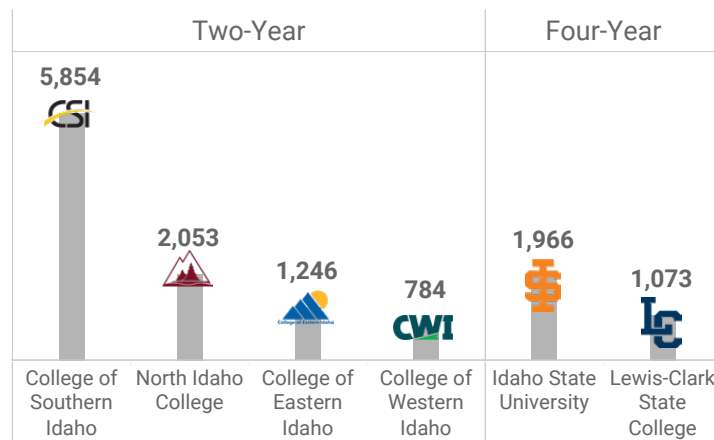


Academic Courses by General Education (GEM) Area for All Idaho Public Institutions



**Includes upper-level courses, other courses aligned to a student's degree program, and other electives

Career Technical Dual Credits Earned at Each Institution in FY 2023

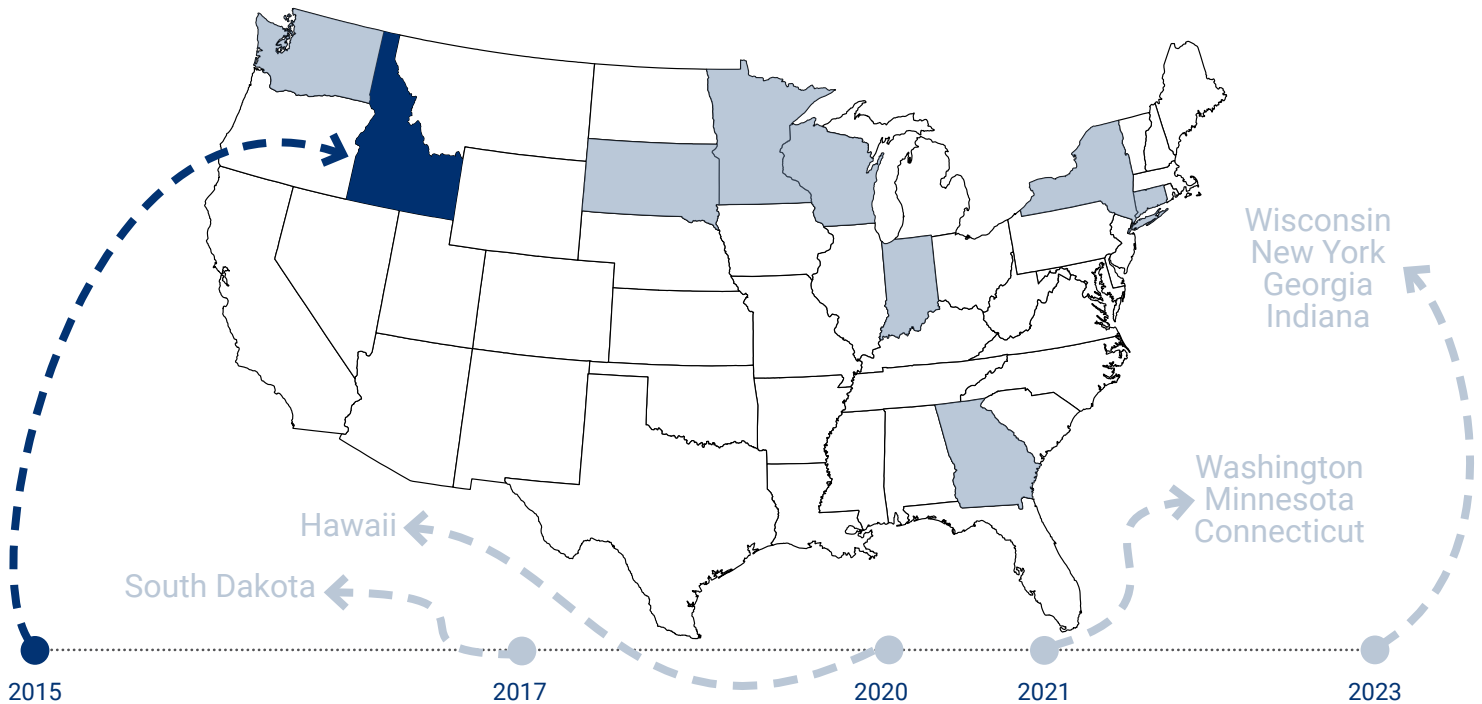


Data Notes

- ⚠ The data presented on this page may differ from dual credit data from other sources for the following reasons:
 - » **Earned vs. Attempted Credits.** The data shown only includes the number of dual credits earned or the number of students who earned dual credit. Other reports may include dual credits attempted.
 - » **Private vs. Public College and Universities.** These data only cover Idaho's public colleges and universities, NOT private colleges and universities.
 - » **Payment Method.** These data also include students who did not use Advanced Opportunities funding to pay for their dual credit courses.
- ⚠ The unduplicated total for the system does not equal the sum of the individuals served at each institution because some students take dual credit courses from multiple institutions.
- ⚠ Data published in this publication may differ from data published in previous publications due to reporting enhancements.

Leading the Way

Beginning with the Class of 2016, Idaho led the nation in implementing its direct admissions program. Almost eight years later, many other states have looked to Idaho as a model for establishing their own programs.



Formerly Direct Admissions, now called...

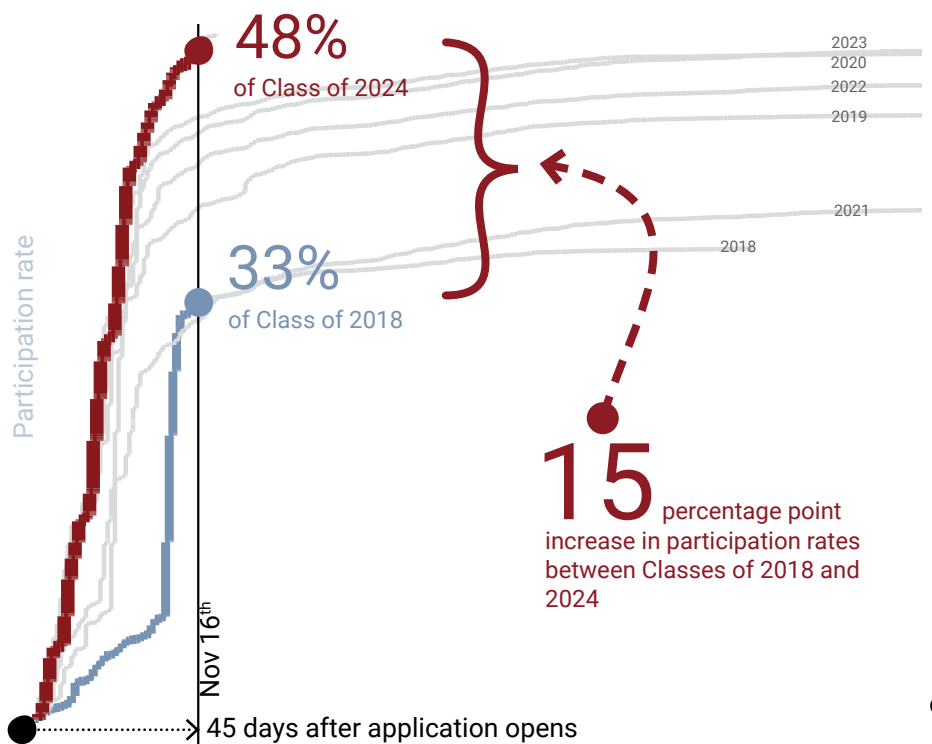


a total of **204,798** high school seniors have received a direct admissions letter since the Class of 2016 received their letters.

Built to work with Idaho Campus Choice...



has seen a total of **75,525** high school seniors submitting an application since it started with the Class of 2018.



High School Graduation and College-Going Rates

High School Graduation Rates

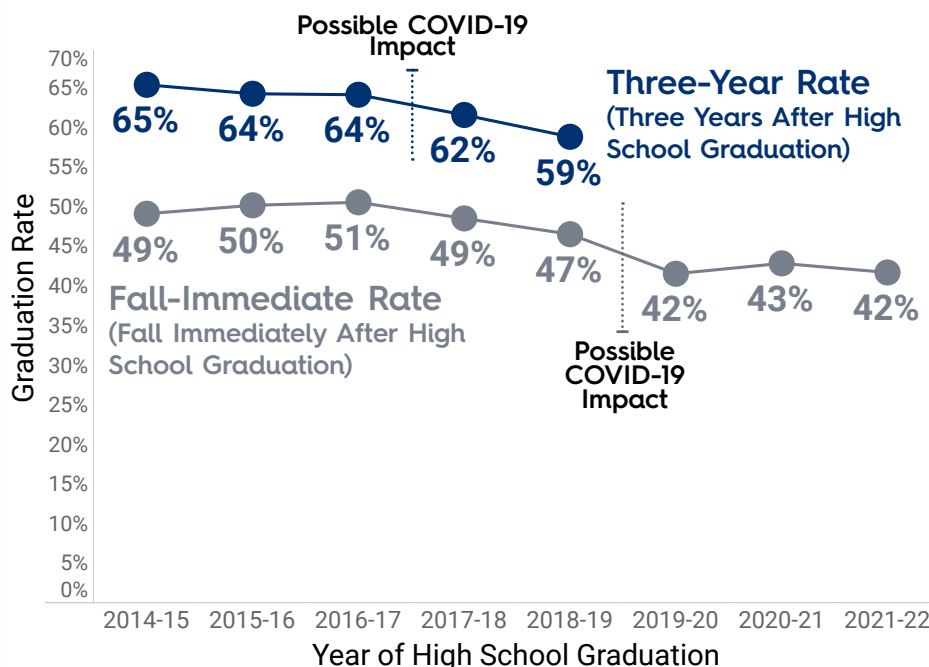
80% of students who started 9th grade in the fall of 2018 in Idaho **graduated high school in 2022***

Graduation Year	Four-Year Rate (Graduated in 4 Years)	Five-Year Rate (Graduated in 5 Years)
2019	81%	83%
2020	82%	84%
2021	80%	82%
2022	80%	-

*Data exclude students who transferred out, emigrated out, or died during the 2018-2022 school years. Students who transferred in during the 2018-2022 school years are included in the data. Only public schools are included.

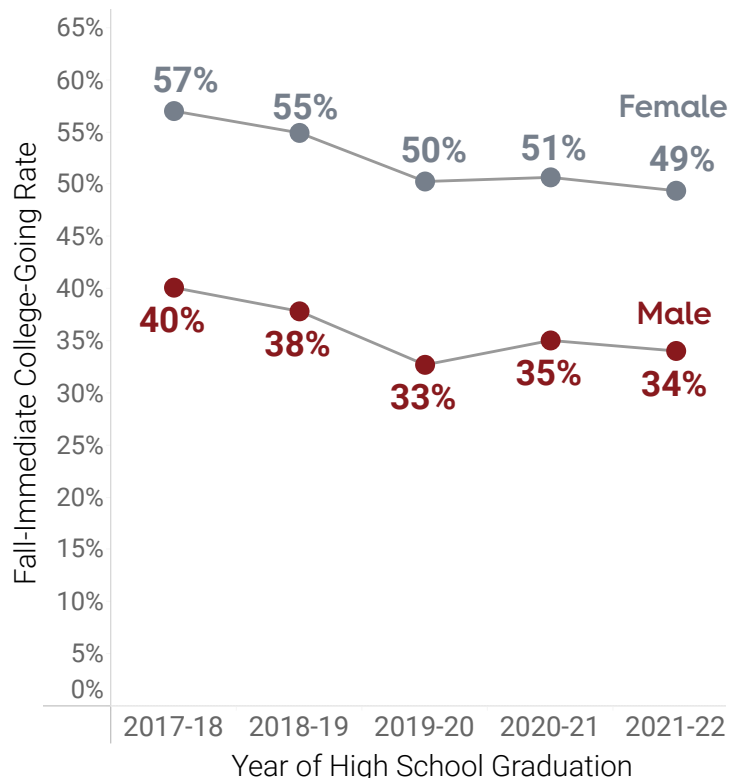
Overall College-Going Rates

42% of Idaho's graduating class of 2022 enrolled in postsecondary education in the fall immediately after high school graduation. Postsecondary enrollment rates markedly increase over the three years after high school graduation.



Gender and College-Going Rates

Males Enroll at Lower Rates in the Fall Immediately After High School Graduation



Three Years After High School Graduation, the College-Going Gap Between Males and Females Narrows But Persists

College-Going Rates for 2019 Graduates

Fall Immediately After High School Graduation	Male 38%	Female 55%
Within Three Years After High School Graduation	Male 52%	Female 65%

Economically Disadvantaged Males Are the Least Likely to Enroll

College-Going Rates for 2019 Graduates Within Three Years After High School Graduation

Economically Disadvantaged	Male 39%	Female 53%
Not Economically Disadvantaged	Male 64%	Female 76%

Program Administration

11,000+



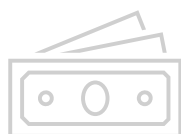
new and renewal applications submitted each year.

1.5



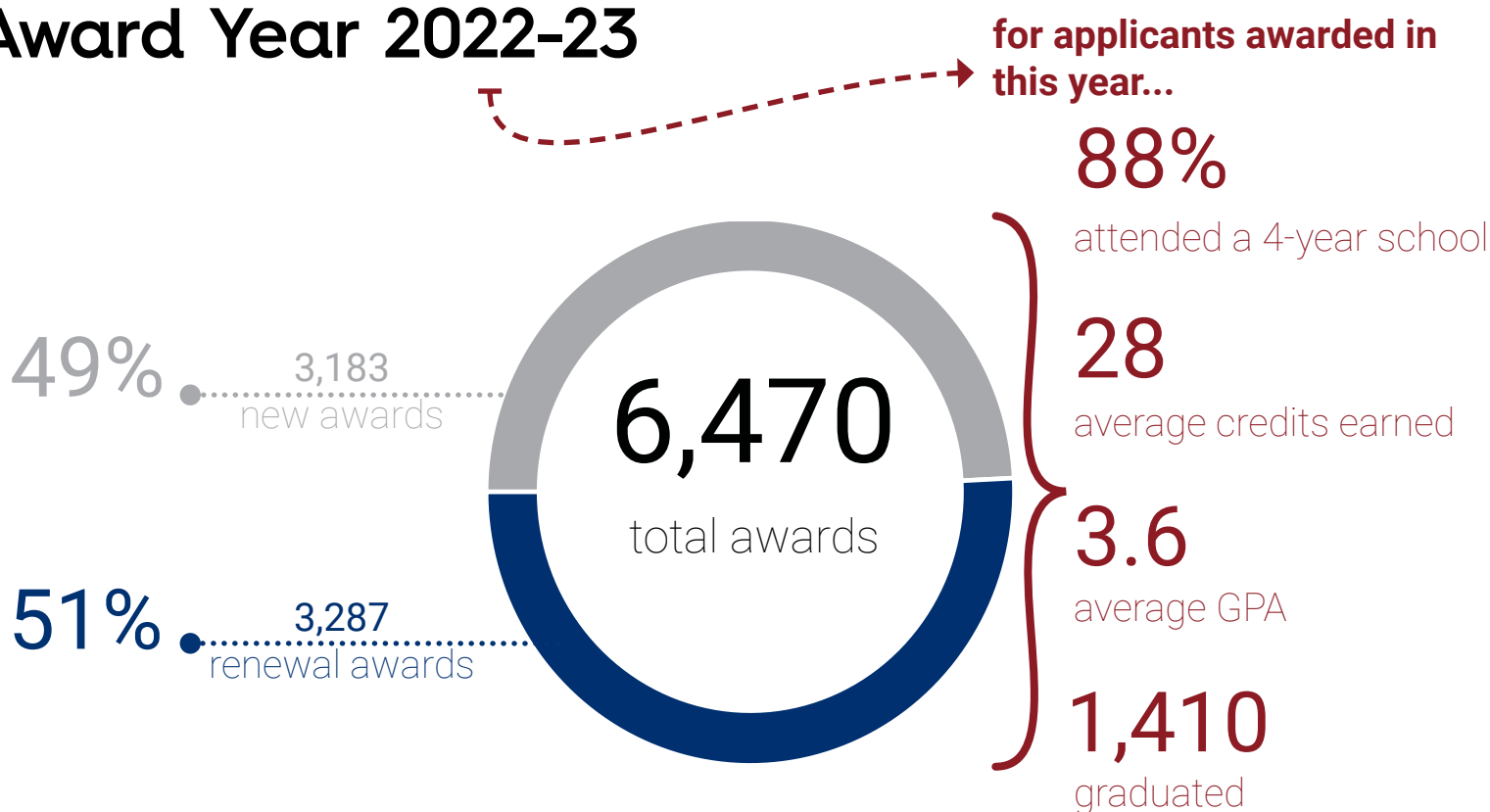
full-time equivalent staff members handle questions, customer service, and the processing of applications each year.

\$20.8



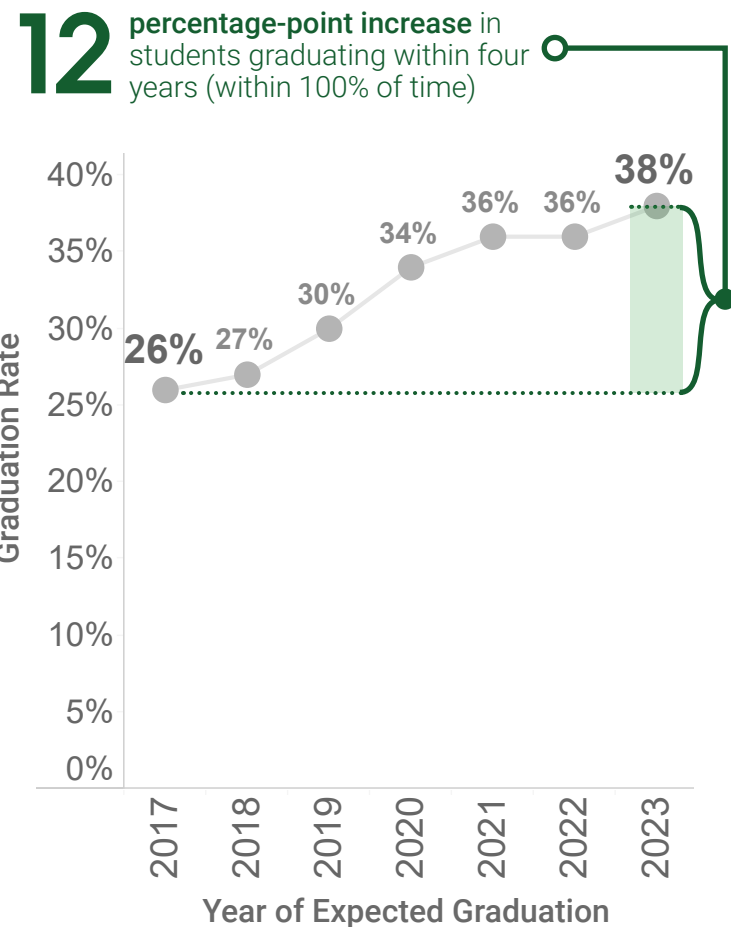
million dollars appropriated each year since 2019.

Award Year 2022-23

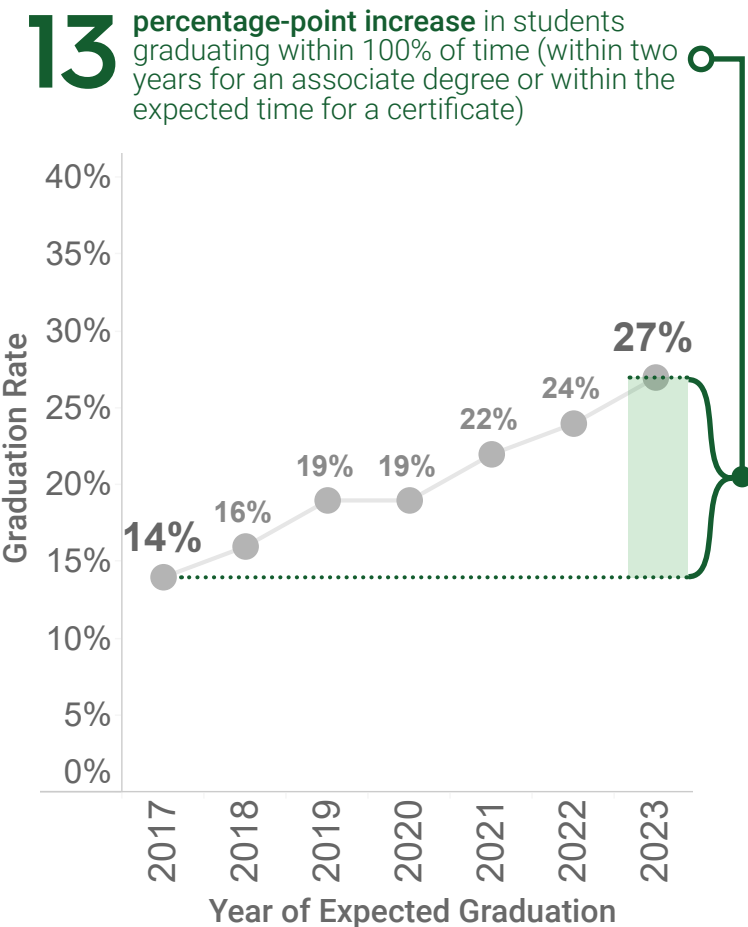


Postsecondary Graduation Rate Trends in Idaho

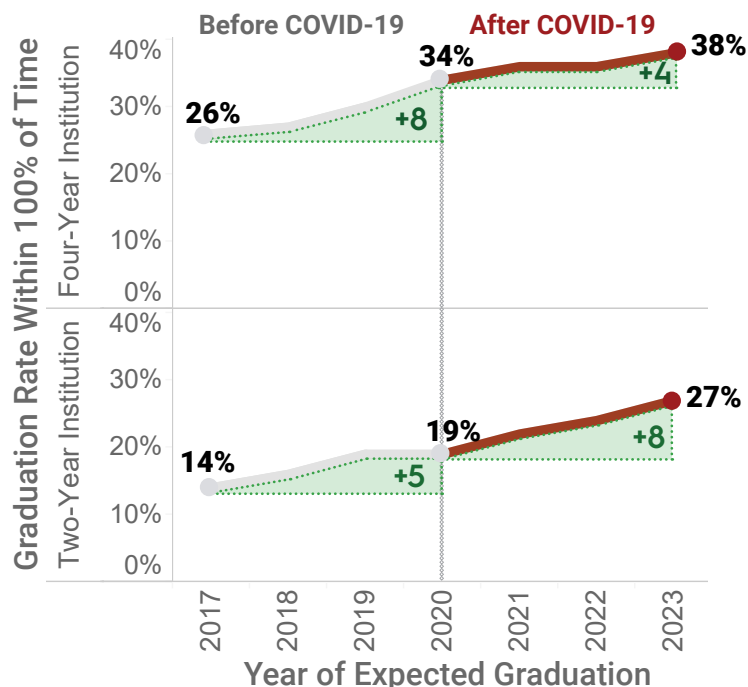
Idaho Public Four-Year Institution Graduation Rates



Idaho Public Two-Year Institution Graduation Rates



Graduation Rates Kept Increasing Despite COVID-19



Students Served May Impact Graduation Rates

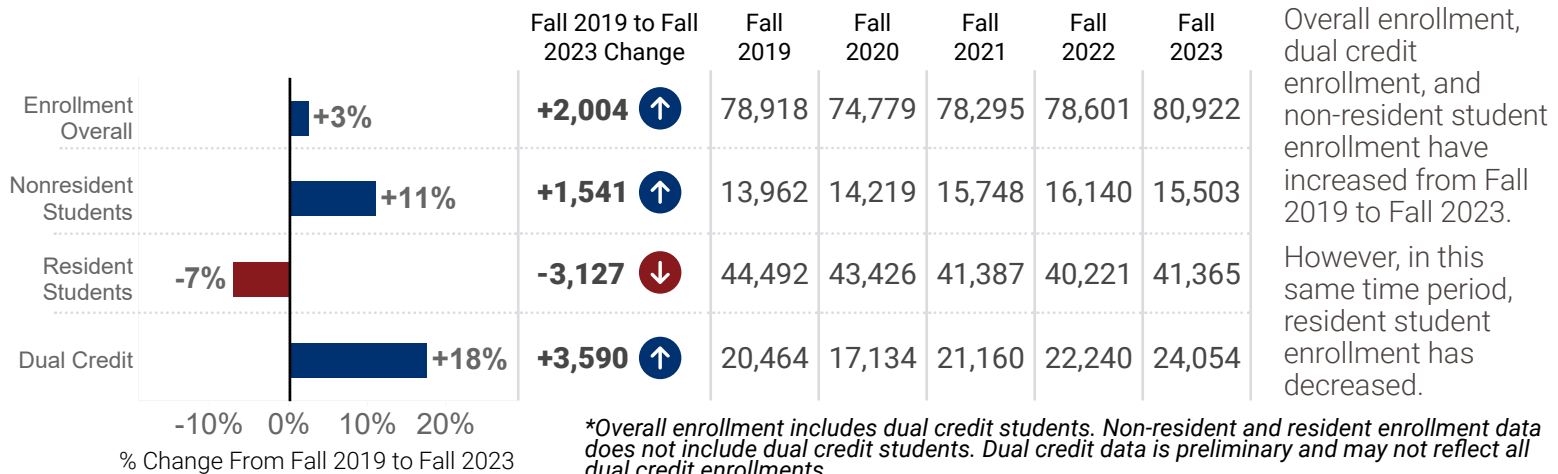
- Two-year institutions serve different types of students than four-year institutions which may contribute to differences in graduation rates.

Graduation Rates Markedly Increase Within 150% of Time

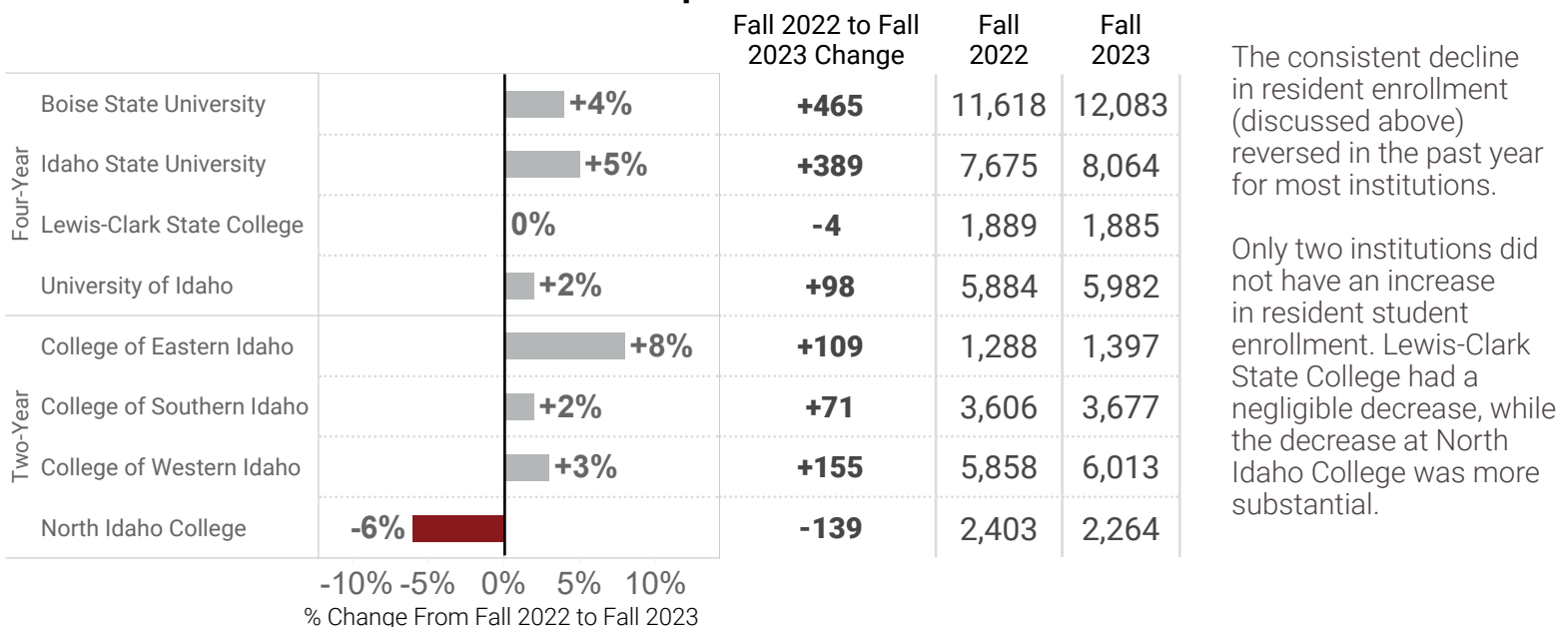
- 36% of students who started at a four-year institution in 2017 graduated within four years (100% of time). However, by 2023 (within 150% of time) the percentage graduating had jumped to 54%.
- 24% of students who started at a two-year institution in 2020 graduated within 100% of time (two years for an associate and within the expected time for a certificate). By 2023 (150% of time), that number had jumped to 35%.

First Look: Postsecondary Enrollment

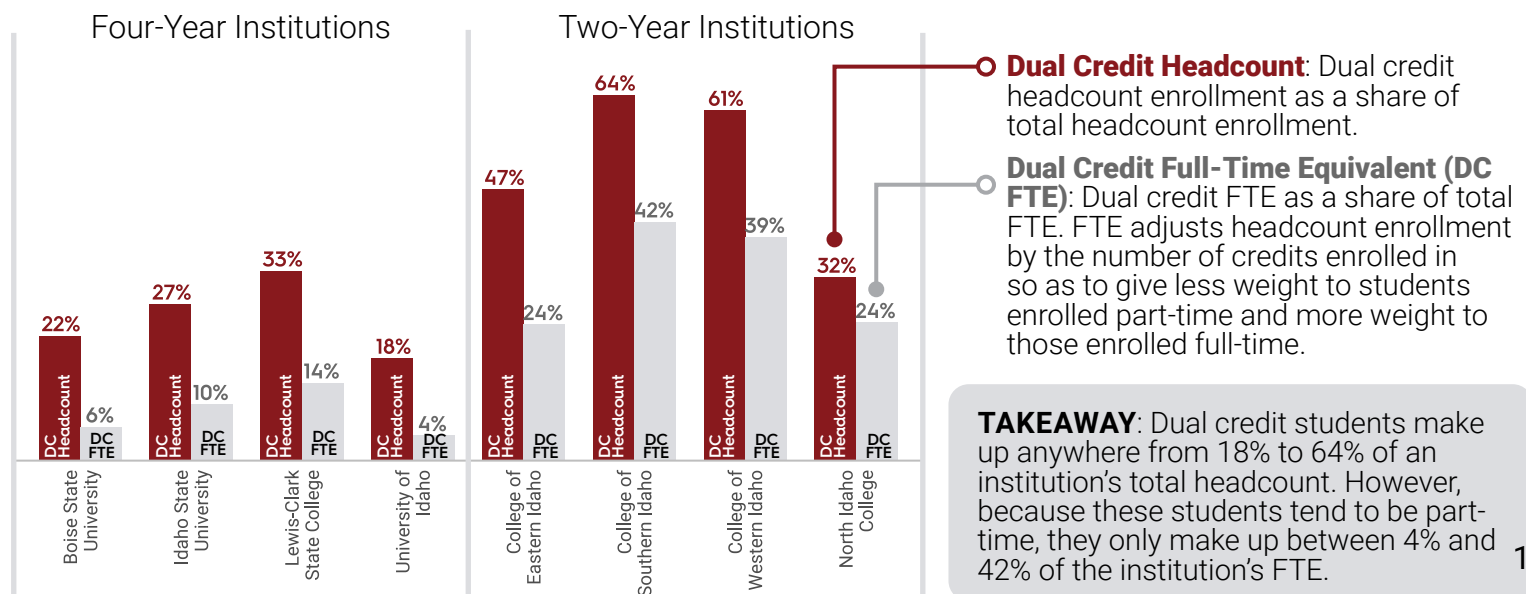
Postsecondary Enrollment Trends*



Resident Student Enrollment Is Up At Most Institutions Since Fall 2022



Dual Credit: FY 2023 Headcount vs. Full-Time Equivalent (FTE)



First Look: FY 2024 Tuition and Appropriations

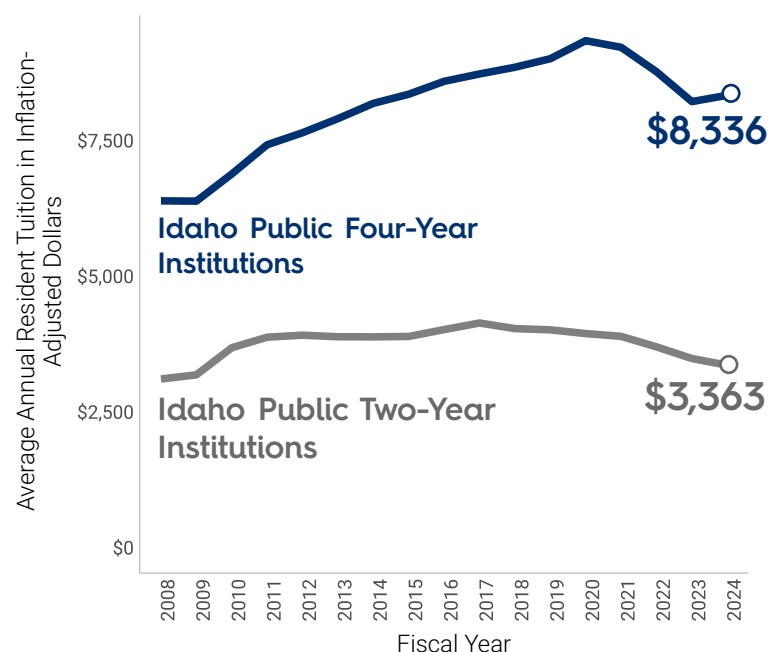
Resident Tuition for Idaho Public Institutions

Annual Resident Tuition and Fees in Nominal Dollars*

Institution		2022	2023	2024
Four-Year	Boise State University	\$8,060	\$8,364	\$8,782
	Idaho State University	\$7,872	\$7,958	\$8,356
	Lewis-Clark State College	\$6,982	\$6,996	\$7,388
	University of Idaho	\$8,340	\$8,396	\$8,816
Two-Year	College of Eastern Idaho	\$3,096	\$3,360	\$3,360
	College of Southern Idaho	\$3,360	\$3,360	\$3,360
	College of Western Idaho	\$3,336	\$3,336	\$3,336
	North Idaho College	\$3,396	\$3,396	\$3,396

In nominal (not adjusted for inflation) dollars, tuition has increased since FY 2022 at one of the Idaho public two-year institutions and all of the Idaho public four-year institutions.

Average Annual Resident Tuition in Inflation-Adjusted Dollars*



In constant (adjusted for inflation) dollars, average tuition at Idaho public institutions has decreased from FY 2020 for four-year institutions and from FY 2017 for two-year institutions.

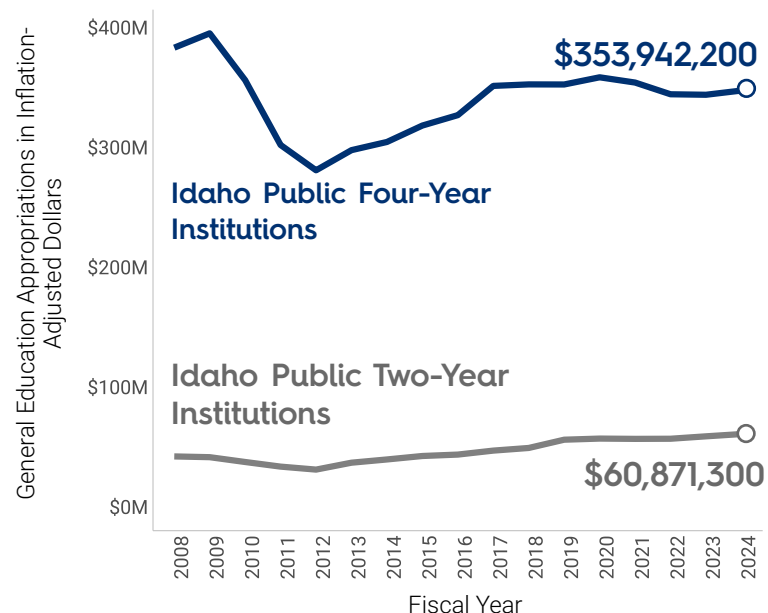
Legislative Appropriations for Idaho Public Institutions

General Education Fund Appropriations in Nominal Dollars

Institution		FY 2024 Appropriation
Four-Year	Boise State University	\$125,254,900
	Idaho State University	\$94,980,500
	Lewis-Clark State College	\$21,760,500
	University of Idaho	\$105,504,500
	Systemwide Needs	\$6,441,800
	Total	\$353,942,200
Two-Year	College of Eastern Idaho	\$6,803,700
	College of Southern Idaho	\$18,468,500
	College of Western Idaho	\$20,616,700
	North Idaho College	\$14,982,400
	Total	\$60,871,300

In constant (adjusted for inflation) dollars, general fund appropriations have been increasing since FY 2012. However, they have not returned to the FY 2009 level for four-year institutions. For two-year institutions, the increase in appropriations reflects the growth of the College of Western Idaho (CWI) and the College of Eastern Idaho (CEI). CWI was legally established in FY 2008. CEI was Eastern Idaho Technical College until FY 2017 and first received general fund appropriations starting in FY 2019.

Total Legislative General Fund Appropriations in Inflation-Adjusted Dollars



*Resident tuition for two-year institutions is the in-district rate. CWI did not have tuition data for FY 2008.

Boise State University is nationally recognized as one of the most innovative universities in the country, serving more than 32,000 students annually. As a Carnegie-classified doctoral university, its teaching, research, and service activities fuel individual students' success, Idaho businesses and nonprofits, and our state's economy. We offer nearly 200 fields of study, delivering 103 distinct bachelor's degrees, nearly 70 master's degrees, as well as education specialist and doctoral degrees. Located in the state's vibrant capital city, Boise State connects students to a wide array of opportunities in the community, with local businesses, high-tech companies, government agencies, and non-governmental organizations in Idaho and across the region.



INSTITUTION HIGHLIGHT

20%
increase in first-time students from Idaho since 2019.

7,203
first-generation undergraduates were served by Boise State in FY 2023.

ENROLLMENT FY 2023

32,651 TOTAL STUDENTS SERVED

7,115 ARE DUAL CREDIT STUDENTS

25,536 ARE ALL OTHER POSTSECONDARY STUDENTS

Resident Students:

15,476

Non-Resident Students:

10,060

Academic Degree-Seeking Undergraduates

11,073

8,236

Graduate Students

1,813

1,725

Non-Degree Seeking Students

2,590

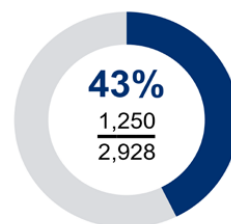
99

GRADUATES BY HIGHEST CREDENTIAL EARNED IN FY 2023*

Degree Category	Degree Type	Graduates
Certificate	Certificates of Less Than One Academic Year	16
Undergraduate	Associate Degree	180
	Bachelor's Degree	3,856
Graduate	Graduate Certificate	77
	Master's Degree	1,027
	Education Specialist Degree	15
	Doctoral Degree	60
Total	-	5,231

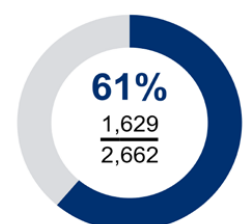
GRADUATION RATES IN FY 2023**

Graduates Within Four Years (100% of Time)



43% (1,250 out of 2,928) of total first-time, full-time bachelor's degree-seeking students at Boise State graduated within four years.

Graduates Within Six Years (150% of Time)



61% (1,629 out of 2,662) of total first-time, full-time bachelor's degree-seeking students at Boise State graduated within six years.

Note: Institutions provided the institution write-up, photo, and highlight.

*Credentials awarded reflect the highest credential awarded to each student and, therefore, do not reflect all credentials awarded.

**The 100% and 150% graduation measures cover different groups of students. The 100% shows students who first enrolled in fall 2019, while the 150% shows students who first enrolled in fall 2017.



Idaho State University

Idaho State University is one of only seven universities in the U.S. to offer programs from technical certificates through graduate and professional degrees. The Carnegie-classified doctoral research and teaching university attracts students to its main campus in Pocatello and locations in Meridian, Idaho Falls, and Twin Falls. Idaho State focuses on serving Idaho students—more than 89 percent of ISU students are Idaho residents. Since 1966, the University has been Idaho's designated leader for training health care professionals, and offers 75 percent of the state's graduate degrees in the health professions. Idaho State leads the way in energy, health professions, nuclear research, humanities, engineering, performing and visual arts, technology, biological sciences, pharmacy, and business.



INSTITUTION HIGHLIGHT

Top 5 Bachelor's Degrees Awarded in FY 2023

Major	Degrees
Registered Nursing	163
Psychology	102
Health Services/Allied Health/Health Sciences	73
Biology/Biological Sciences	62
History	51

ENROLLMENT FY 2023

14,799 TOTAL STUDENTS SERVED

4,042 ARE DUAL CREDIT STUDENTS

10,757 ARE ALL OTHER POSTSECONDARY STUDENTS

Resident Students:
8,918

Non-Resident Students:
1,839

Academic Degree-Seeking Undergraduates

5,926

895

Graduate Students

1,824

786

Career-Technical Education Students

949

93

Non-Degree Seeking Students

219

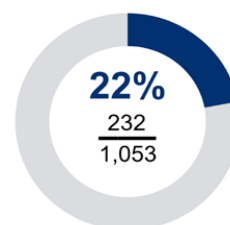
65

GRADUATES BY HIGHEST CREDENTIAL EARNED IN FY 2023*

Degree Category	Degree Type	Graduates
Certificate	Certificates of Less Than One Academic Year	1
	Certificates of at Least One Academic Year or More	229
Undergraduate	Associate Degree	483
	Bachelor's Degree	1,077
Graduate	Master's Degree	573
	Education Specialist Degree	13
	Doctoral Degree	192
Total	-	2,568

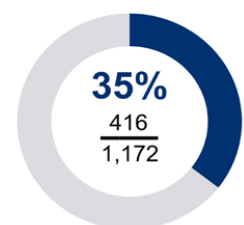
GRADUATION RATES IN FY 2023**

Graduates Within Four Years (100% of Time)



22% (232 out of 1,053) of total first-time, full-time bachelor's degree-seeking students at ISU graduated within four years.

Graduates Within Six Years (150% of Time)



35% (416 out of 1,172) of total first-time, full-time bachelor's degree-seeking students at ISU graduated within six years.

Note: Institutions provided the institution write-up, photo, and highlight.

*Credentials awarded reflect the highest credential awarded to each student and, therefore, do not reflect all credentials awarded.

**The 100% and 150% graduation measures cover different groups of students. The 100% shows students who first enrolled in fall 2019, while the 150% shows students who first enrolled in fall 2017.



Lewis-Clark State College has a long and storied history of meeting Idaho's greatest needs – whether it be for teachers, nurses, tradespeople, cybersecurity professionals, etc. Additionally, the college consistently produces some of the top graduates in the state and region. Students thrive at LC State and in their careers because of the unique small-college, student-centered, hands-on experience the college provides. LC State is proud to be the health care hub of north Idaho, to continue to lead the effort to keep college affordable, and to lead in growing areas such as prison education. In Lewiston, Coeur d' Alene, Grangeville, Orofino, online, and through partnerships throughout the great state of Idaho, LC State is a small college that does big things.



INSTITUTION HIGHLIGHT

63

incarcerated students were served by LC State in fall 2023.

16

students at juvenile detention centers pursued college credit from LC State in fall 2023.

ENROLLMENT FY 2023

4,661 TOTAL STUDENTS SERVED

1,543 ARE DUAL CREDIT STUDENTS

3,118 ARE ALL OTHER POSTSECONDARY STUDENTS

Resident Students:

2,425

Non-Resident Students:

693

Academic Degree-Seeking Undergraduates

1,939

595

Career-Technical Education Students

255

68

Non-Degree Seeking Students

230

28

Graduate Students

1

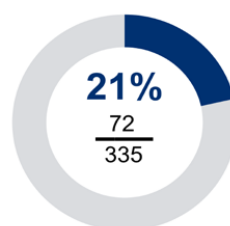
2

GRADUATES BY HIGHEST CREDENTIAL EARNED IN FY 2023*

Degree Category	Degree Type	Graduates
Certificate	Certificates of Less Than One Academic Year	5
	Certificates of One Academic Year or More	18
Undergraduate	Associate Degree	184
	Bachelor's Degree	545
Graduate	Graduate Certificate	1
Total	-	753

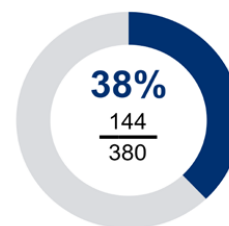
GRADUATION RATES IN FY 2023**

Graduates Within Four Years (100% of Time)



21% (72 out of 335) of total first-time, full-time bachelor's degree-seeking students at LC State graduated within four years.

Graduates Within Six Years (150% of Time)



38% (144 out of 380) of total first-time, full-time bachelor's degree-seeking students at LC State graduated within six years.

Note: Institutions provided the institution write-up, photo, and highlight.

*Credentials awarded reflect the highest credential awarded to each student and, therefore, do not reflect all credentials awarded.

**The 100% and 150% graduation measures cover different groups of students. The 100% shows students who first enrolled in fall 2019, while the 150% shows students who first enrolled in fall 2017.

Nestled in the rolling hills of some of Idaho's most productive farm acres and extending into every county in the state, University of Idaho's economic impact to Idaho exceeds a billion dollars annually. Named Best Value Public University in the West four years running by U.S. News and World Report, U of I graduates are highly sought after by Idaho industries such as Simplot, Idaho Forest Group, Micron and INL. Ninety percent of our alumni find employment or go on to further education within one year of graduation. Our innovative spirit began in agriculture, engineering and military sciences. We continue this tradition today, providing high-quality, accessible education and leading breakthroughs in clean water, cybersecurity, healthcare, agronomics and fire science. We train teachers, lawyers and doctors.



INSTITUTION HIGHLIGHT

394

more freshmen enrolled at U of I in the fall of 2023 (1,869 students) when compared to the fall of 2019 (1,475 students), translating into a **27% increase** in freshman enrollment.

ENROLLMENT FY 2023

14,025 TOTAL STUDENTS SERVED

2,506 ARE DUAL CREDIT STUDENTS

11,519 ARE ALL OTHER POSTSECONDARY STUDENTS

Resident Students:

6,546

Non-Resident Students:

4,973

Academic Degree-Seeking Undergraduates

5,086

2,585

Graduate Students

1,266

1,616

Non-Degree Seeking Students

194

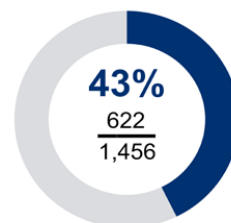
772

GRADUATES BY HIGHEST CREDENTIAL EARNED IN FY 2023*

Degree Category	Degree Type	Graduates
Certificate	Certificates of Less Than One Academic Year	8
Undergraduate	Bachelor's Degree	1,446
Graduate	Graduate Certificate	6
	Master's Degree	566
	Education Specialist Degree	25
	Doctoral Degree	204
Total	-	2,255

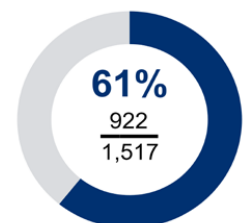
GRADUATION RATES IN FY 2023**

Graduates Within Four Years (100% of Time)



43% (622 out of 1,456) of total first-time, full-time bachelor's degree-seeking students at U of I graduated within four years.

Graduates Within Six Years (150% of Time)



61% (922 out of 1,517) of total first-time, full-time bachelor's degree-seeking students at U of I graduated within six years.

Note: Institutions provided the institution write-up, photo, and highlight.

*Credentials awarded reflect the highest credential awarded to each student and, therefore, do not reflect all credentials awarded.

**The 100% and 150% graduation measures cover different groups of students. The 100% shows students who first enrolled in fall 2019, while the 150% shows students who first enrolled in fall 2017.

College of Eastern Idaho launches our students into fulfilling careers. We educate the skilled workforce. We prepare students to successfully transfer to further education, ready for every learning path. CEI students thrive in high-quality, market-driven programs that fuel our economy. We enrich our community through lifelong learning, sharing ideas and values. CEI knows that our students are the state's best investment. We are training the next leaders in healthcare, cybersecurity, technology, and other essential fields. Their success inspires others. Since 2017, CEI's credit enrollment has grown 244%, and our workforce engagement has grown 90.2%. Our enrollment is growing as fast as the wages that our graduates earn. CEI is launching our students' career trajectories, so Idaho's most promising minds will learn, work, and succeed here.



INSTITUTION HIGHLIGHT

20,068

learning opportunities were provided by CEI's Workforce Training & Continuing Ed division in FY 2023, up 90% since FY 2017.

244%

increase in credit enrollment from FY 2017 to FY 2023.

ENROLLMENT FY 2023

3,468

TOTAL STUDENTS SERVED

1,641

ARE DUAL CREDIT STUDENTS

1,827

ARE ALL OTHER POSTSECONDARY STUDENTS

Resident Students:

1,756

Non-Resident Students:

71

Academic Degree-Seeking Undergraduates

1,031

40

Career-Technical Education Students

628

28

Non-Degree Seeking Students

97

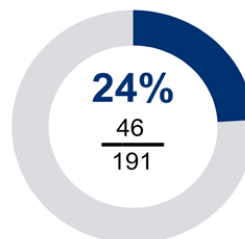
3

GRADUATES BY HIGHEST CREDENTIAL EARNED IN FY 2023*

Degree Category	Degree Type	Graduates
Certificate	Certificates of One Academic Year or More	105
Undergraduate	Associate Degree	263
Total	-	368

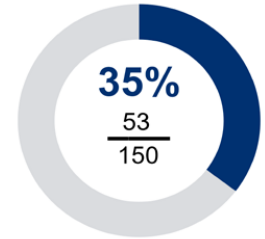
GRADUATION RATES IN FY 2023**

Graduates Within 100% of Time



24% (46 out of 191) of total first-time, full-time degree or certificate-seeking students at CEI graduated within 100% of time.

Graduates Within 150% of Time



35% (53 out of 150) of total first-time, full-time degree or certificate-seeking students at CEI graduated within 150% of time.

Note: Institutions provided the institution write-up, photo, and highlight.

*Credentials awarded reflect the highest credential awarded to each student and, therefore, do not reflect all credentials awarded.

**The 100% and 150% graduation measures cover different students. The 100% shows students who first enrolled in fall 2021, while the 150% shows students who first enrolled in fall 2020.



The mission of the College of Southern Idaho is “to provide quality educational, social, cultural, economic, and workforce development opportunities that meet the diverse needs of the communities it serves.” The college offers a wide range of transfer and career-technical education programs along with workforce training opportunities throughout its service region. CSI is committed to giving students a jump start on achieving their educational goals, as more than half of CSI students are still in high school and are participating in dual enrollment opportunities. The college also contributes to the quality of life in the Magic Valley by offering various cultural, enrichment, and athletic events, and through its support of economic development. In 2021, CSI became Idaho’s first public Hispanic-Serving Institution.



INSTITUTION HIGHLIGHT

112

Idaho high school graduates from the Class of 2022 completed an associate degree at CSI at the same time they graduated from high school.

92%

of CSI students come from the state of Idaho.

ENROLLMENT FY 2023

15,178 TOTAL STUDENTS SERVED

9,681 ARE DUAL CREDIT STUDENTS

5,497 ARE ALL OTHER POSTSECONDARY STUDENTS

Resident Students:

5,161

Non-Resident Students:

336

Academic Degree-Seeking Undergraduates

3,197

217

Career-Technical Education Students

1,041

92

Non-Degree-Seeking Students

923

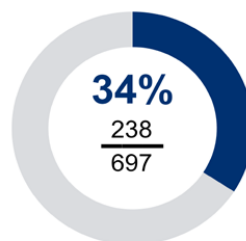
27

GRADUATES BY HIGHEST CREDENTIAL EARNED IN FY 2023*

Degree Category	Degree Type	Graduates
Certificate	Certificates of Less Than One Academic Year	96
	Certificates of One Academic Year or More	83
Undergraduate	Associate Degree	940
	Bachelor's Degree	2
Total	-	1,121

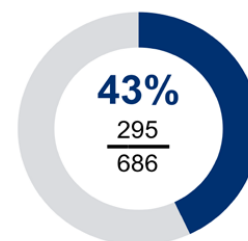
GRADUATION RATES IN FY 2023**

Graduates Within 100% of Time



34% (238 out of 697) of total first-time, full-time degree or certificate-seeking students at CSI graduated within 100% of time.

Graduates Within 150% of Time



43% (295 out of 686) of total first-time, full-time degree or certificate-seeking students at CSI graduated within 150% of time.

Note: Institutions provided the institution write-up, photo, and highlight.

*Credentials awarded reflect the highest credential awarded to each student and, therefore, do not reflect all credentials awarded.

**The 100% and 150% graduation measures cover different students. The 100% shows students who first enrolled in fall 2021, while the 150% shows students who first enrolled in fall 2020.

Located in the Treasure Valley, College of Western Idaho (CWI) is the largest community college in Idaho, serving more than 30,000 credit and non-credit students. CWI has a variety of course options to meet the growing community's needs, allowing for added flexibility and choices for students. Unbeatable value, coupled with access, provides an exceptional educational experience leading to employment. The College has not raised tuition or fees in eight years! In keeping the per-credit cost low and supporting access to scholarships and financial aid, CWI is truly the all-around smart choice. The College has more than 115 programs for students to explore with a full range of two-year degrees and career-technical certificates that fully transfer to a university or directly into the workforce.



INSTITUTION HIGHLIGHT

Noncredit Student Enrollment 2023

11,543

students participated in workforce development programs at CWI in 2023¹.

3,408

adult education students were served by CWI in 2023¹.

¹Headcount is duplicated. This should not be compared with non-duplicated counts reported by other institutions.

ENROLLMENT FY 2023

21,358 TOTAL STUDENTS SERVED

13,052 ARE DUAL CREDIT STUDENTS

8,306 ARE ALL OTHER POSTSECONDARY STUDENTS

Resident Students:

7,883

Non-Resident Students:

423

Academic Degree-Seeking Undergraduates

5,719

286

Career-Technical Education Students

1,460

60

Non Degree-Seeking Students

704

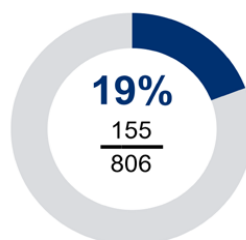
77

GRADUATES BY HIGHEST CREDENTIAL EARNED IN FY 2023*

Degree Category	Degree Type	Graduates
Certificate	Certificates of Less Than One Academic Year	125
	Certificates of One Academic Year or More	524
Undergraduate	Associate Degree	962
Total	-	1,611

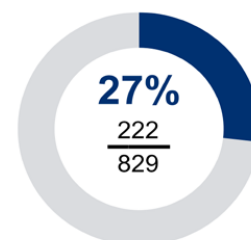
GRADUATION RATES IN FY 2023**

Graduates Within 100% of Time



19% (155 out of 806) of total first-time, full-time degree or certificate-seeking students at CWI graduated within 100% of time.

Graduates Within 150% of Time



27% (222 out of 829) of total first-time, full-time degree or certificate-seeking students at CWI graduated within 150% of time.

Note: Institutions provided the institution write-up, photo, and highlight.

*Credentials awarded reflect the highest credential awarded to each student and, therefore, do not reflect all credentials awarded.

**The 100% and 150% graduation measures cover different students. The 100% shows students who first enrolled in fall 2021, while the 150% shows students who first enrolled in fall 2020.



North Idaho College

North Idaho College (NIC) serves over 10,000 students each year through diverse educational offerings, including courses and programs for academic transfer, career and technical education, workforce training, apprenticeships, social programs, and continuing and developmental education. Approximately 5,500 of these students are enrolled in credit courses, with an additional 4,700 in workforce training programs. Founded in 1933, NIC continues its commitment to student success and lifelong learning, which is reflected in the broad range of degree and certificate programs it offers and in the opportunities for cultural enrichment and civic and economic engagement NIC makes available to the communities it serves. NIC plays a pivotal role in meeting the workforce needs of businesses in its region.



INSTITUTION HIGHLIGHT

4,757 students participated in workforce training programs at NIC in FY 2023².

²Headcount is not duplicated. This should not be compared with duplicated counts reported by other institutions.

ENROLLMENT FY 2023

5,470 TOTAL STUDENTS SERVED

1,750 ARE DUAL CREDIT STUDENTS

3,720 ARE ALL OTHER POSTSECONDARY STUDENTS

Resident Students:

3,045

Non-Resident Students:

675

Academic Degree-Seeking Undergraduates

2,277

504

Career-Technical Education Students

465

93

Non Degree-Seeking Students

303

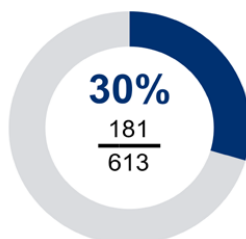
78

GRADUATES BY HIGHEST CREDENTIAL EARNED IN FY 2023*

Degree Category	Degree Type	Graduates
Certificate	Certificates of Less Than One Academic Year	74
	Certificates of One Academic Year or More	181
Undergraduate	Associate Degree	675
Total	-	930

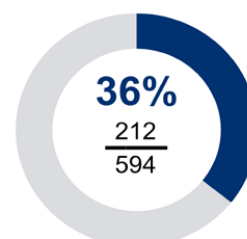
GRADUATION RATES IN FY 2023**

Graduates Within 100% of Time



30% (181 out of 613) of total first-time, full-time degree or certificate-seeking students at NIC graduated within 100% of time.

Graduates Within 150% of Time



36% (212 out of 594) of total first-time, full-time degree or certificate-seeking students at NIC graduated within 150% of time.

Note: Institutions provided the institution write-up, photo, and highlight.

*Credentials awarded reflect the highest credential awarded to each student and, therefore, do not reflect all credentials awarded.

**The 100% and 150% graduation measures cover different students. The 100% shows students who first enrolled in fall 2021, while the 150% shows students who first enrolled in fall 2020.



Find Your Future

Discover Idaho education and
career opportunities that inspire.



NextSteps.Idaho.gov